



CITY OF MORENO VALLEY FIRE DEPARTMENT

OPERATIONS | EMERGENCY MANAGEMENT | PREVENTION



MONTHLY REPORT FEBRUARY 2025



7 STATIONS



7 ENGINES



1 TRUCK - 3 SQUADS



POPULATION - 217,000

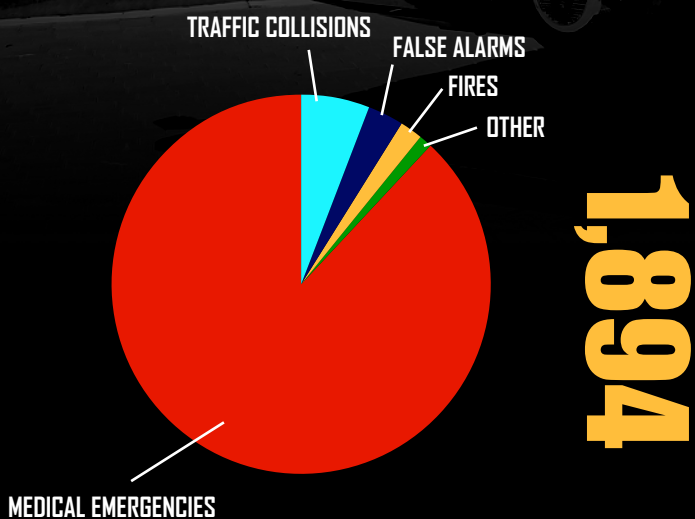
3-3X

ISO RATING



24,197 - CALLS FOR SERVICE IN 2024

TOTAL CALLS: FEBRUARY 2025



LIGHTS & SIRENS: SCENE TIMES



CODE 3 AVG RESPONSE
3.8 MIN

1,130

MET FIRST ALARM
STANDARD

295

DID NOT MEET NFPA
STANDARD

YTD. CALLS

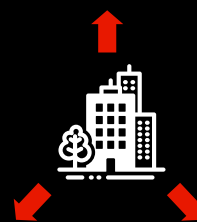
4,261

REGIONAL RESPONSES

FEBRUARY CALL BREAKDOWN

TYPE	#
MEDICAL EMERGENCIES	1,521
TRAFFIC COLLISIONS	136
FALSE ALARMS	122
RESIDENTIAL FIRES	6
COMMERCIAL FIRES	0
OTHER FIRES	17
PUBLIC SERVICE CALLS	44
HAZARDOUS MATERIAL CALLS	3
OTHER CALLS	45

TOTAL 1,894

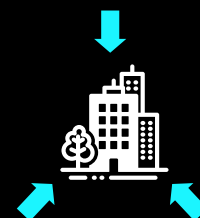


INTO CITY
RESPONSES

57

OUT OF CITY
RESPONSES

229





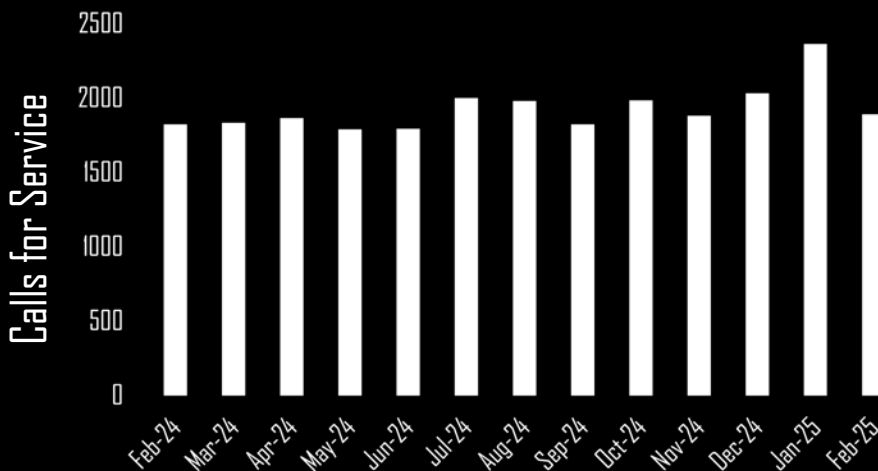
CITY OF MORENO VALLEY FIRE DEPARTMENT

OPERATIONS | EMERGENCY MANAGEMENT | PREVENTION



MONTHLY REPORT | FEBRUARY 2025

12 MONTH TREND - ALL STATIONS



STATION TRENDS

Station	Station 1	Station 2	Station 3	Station 4	Station 5	Station 6	Station 7
Icon							
Count	2	6	48	58	65	91	99
CALLS THIS MONTH	338	432	168	140	318	307	191
PERCENT INCREASE OVER LAST YEAR	-1%	7%	4%	-9%	18%	6%	11%
AVERAGE TIME COMMITTED PER DAY	15.09 HOURS	19.28	7.50	6.25	14.19	13.70	8.52



CITY OF MORENO VALLEY FIRE DEPARTMENT

OPERATIONS | EMERGENCY MANAGEMENT | PREVENTION



MONTHLY REPORT | FEBRUARY 2025

PREVENTION • PLAN • INSPECTIONS

1 FIRE MARSHAL

1 ASSISTANT FIRE MARSHAL

2 FIRE SAFETY SPECIALIST

4 FIRE SYSTEM INSPECTORS

3 ADMIN STAFF

PERMIT TECH

SENIOR ADMIN ASSISTANT

ADMIN ASSISTANT



CODE PERMITS
ISSUED

0

YTD 0



PLAN
CHECKS

282

YTD 548



PUBLIC
INQUIRIES

63

YTD 123



NEW CONSTRUCTION
INSPECTIONS

213

YTD 510



ANNUAL
INSPECTIONS

28

RE-INSPECTIONS

103

YTD 322



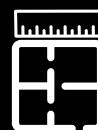
MULTI-FAMILY
INSPECTIONS

27

RE-INSPECTIONS

48

YTD 162



SQ. FT. INSPECTED

2,107,051



CITY OF MORENO VALLEY FIRE DEPARTMENT

OPERATIONS | EMERGENCY MANAGEMENT | PREVENTION



MONTHLY REPORT | FEBRUARY 2025

EMERGENCY MANAGEMENT ACCOMPLISHMENTS

PLANNED EVENTS SUPPORTED:

NO EVENTS



ERF/RACES VOLUNTEER PROGRAM:

- # of hours contributed: **32**
- # of volunteers utilized: **8**
- # of volunteer applications received: **1**
- # of background checks performed: **1**
- # of new volunteers in the program: **1**
- # of volunteer meetings: **1**

RESIDENT VOLUNTEER PROGRAM:

- City-wide volunteer applications received: **8**
- Live scans completed: **7**



EMERGENCY INCIDENTS SUPPORTED:

Field Incidents requiring ERF support: **0**



PREPAREDNESS TRAININGS:

- Resident Courses: **1**
- City Personnel Trained: **21**
- First Aid/Stop the Bleed: **1**
- CPR/AED: **1**
- CERT: **1**
- Fire Extinguisher Training: **1**
- Stair Chair Training: **0**



EMERGENCY OPERATIONS CENTER:

- EOC Responder Trainings: **0**
- Activations: **0**
- Proclamations: **0**
- Status: **Steady State**