



## Report to City Council

---

**TO:** Mayor and City Council  
Mayor and City Council Acting in its Capacity as President and Members of the Board of Directors of the Moreno Valley Community Services District (CSD)  
Mayor and City Council Acting in its Capacity as Chairman and Commissioners of the Moreno Valley Housing Authority (HA)  
Mayor and City Council Acting in its Capacity as Members of the Moreno Valley Successor Agency

**FROM:** Marshall Eyerman, Chief Financial Officer  
Mike Lee, Interim City Manager

**AGENDA DATE:** March 3, 2020

**TITLE:** FISCAL YEAR 2019/20 MID-YEAR BUDGET REVIEW AND APPROVAL OF THE FISCAL YEAR 2019/20 MID-YEAR BUDGET AMENDMENTS (RESO. NOS. 2020-08, CSD 2020-03, HA 2020-01, AND SA 2020-01)

---

### **RECOMMENDED ACTION**

#### **Recommendations: That the City Council:**

1. Receive and file the Fiscal Year 2019/20 Mid-Year Budget Review. (Attachment 1)
2. Adopt Resolution No. 2020-08. A resolution of the City Council of the City of Moreno Valley, California, adopting the revised operating and capital budget for Fiscal Years 2019/20 – 2020/21.
3. Approve the amendments to the City Position Summary.
4. Authorize the City Manager to update the Job Class Specifications as needed.

#### **Recommendation: That the CSD:**

1. Adopt Resolution No. CSD 2020-03. A resolution of the Moreno Valley Community Services District of the City of Moreno Valley, California, adopting the revised operating and capital budget for Fiscal Years 2019/20 – 2020/21.

**Recommendation: That the HA:**

1. Adopt Resolution No. HA 2020-01. A resolution of the Moreno Valley Housing Authority of the City of Moreno Valley, California, adopting the revised operating and capital budget for Fiscal Year 2019/20.

**Recommendations: That the City Council as Successor Agency:**

1. Adopt Resolution No. Successor Agency 2020-01. A Resolution of the City Council of the City of Moreno Valley, California, Serving as Successor Agency to the Community Redevelopment Agency of the City of Moreno Valley, California, adopting the revised operating and capital budget for Fiscal Year 2019/20.

**SUMMARY**

This report provides the Mid-Year Budget Report which updates the Mayor and City Council regarding current year financial trends and provides the Fiscal Year (FY) 2019/20 Mid-Year Budget Review through December 31, 2019. This report also requests the approval of recommended amendments to FY 2019/20 and FY 2020/21 revenues and expenditures.

**DISCUSSION**

On May 7, 2019, the City Council adopted the Two-Year Operating Budget for Fiscal Years 2019/20 – 2020/21. The budget included all component units of the City, including the General Fund, Community Services District, Housing Authority and Successor Agency. During the two-year budget period, the City Council will be updated the City's financial condition through the process of Quarterly Budget Reviews. This ongoing process ensures a forum to review expenditure and revenue changes from the estimates made in the budget document. Additionally, any significant changes in projected revenue or unanticipated expenditures that may occur will be presented to the City Council.

This report provides the FY 2019/20 Mid-Year Review for the first six months, July thru December. The Mid-Year Budget Review will focus primarily on the City's General Fund. This review will also present six months operational results from other key funds.

The City Council's direction of "Maintain a Balanced General Fund Budget" serves as a foundation for the fiscal status of City operations. Ongoing funding is directed to sustain ongoing operational expenses; one-time funding is directed toward one-time expenditures. This report identifies the budget adjustments as recommended by the City Manager.

**FISCAL YEAR 2019/20 MID-YEAR REVIEW:**

This Mid-Year Report updates the Mayor and City Council regarding current year financial trends and provides the opportunity for the City Council to review the recommended actions as they relate to revenues and expenditures.

General Fund Revenue Update

Revenue receipts do not follow an even schedule. Although 50% of the fiscal year has elapsed, based on historic trends revenues are estimated to be at approximately 29% of the budgeted amount. Actual revenues received are currently 31% of budget. As the FY 2019/20 revenue estimates were developed prior to the adoption of the budget on May 7, 2019, the revenue estimates may require adjustments based on the current projected actuals. Although there will be variances in some of the amounts budgeted, the total is expected to remain within 1% of the amended budget for the year. It should be noted that the lag in timing of revenue receipts helps illustrate the need for an operating cash reserve throughout the fiscal year.

General Fund Expenditure Update

Although not all expenditures follow a straight-line spending pattern, operating expenditures should track close to within 50% of budget for the year at the end of the first six months. As of December 31, 2019, total General Fund expenditures were at 42%. This pace is within expectations for most activities in the General Fund.

**FISCAL YEAR 2019/20 BUDGET ADJUSTMENTS**

The FY 2019/20 General Fund revenue budget, as amended, totals approximately \$115 million. Based on economic activity and revenue collections through December 2019, staff is recommending Mid-Year budget increase of \$208,736 to approximately \$115.2 million. The recommended increase includes a projected increase in building permit fees.

The FY 2019/20 General Fund expenditures budget as currently amended, and excluding one-time expenditures from fund balance, totals approximately \$115 million. The recommended Mid-Year budget changes increase expenditures by \$208,736 to \$115.2 million. The recommended increase includes an increase in in our software maintenance subscription. The fund continues to be structurally balanced, without the use of fund balance for ongoing operations. The specific budget adjustments for the General Fund are summarized below and presented in Exhibit A attached to the City Council Resolutions recommended for approval.

Fund	Type (Rev/Exp)	FY 2019/20 Amended Budget	Proposed Adjustments (\$)	Proposed Adjustments (%)	FY 2019/20 Amended Budget
General Fund	Rev	\$115,010,737	\$208,736	<1%	\$115,219,473
General Fund	Exp	\$115,006,760	\$208,736	<1%	\$115,215,496
Net Total (1)		\$3,977	\$0		\$3,977

(1) Excludes the one-time costs for the Fire Truck replacement, which shall be paid from Fund Balance.

### Summaries of Major Fund Changes for FY 2019/20

The following provides a summary of some of the proposed budget adjustments to other major funds. A complete list of all changes are identified in Exhibit A to the Resolutions.

#### Gas Tax (Fund 2000)

Revenue increase of \$271,718 based on the League of California Cities revenue projections.

#### Electric (Fund 6010)

Expenditures are increasing by \$693,000 based on expected renewable energy procurement plan.

#### Technology Services Asset Fund, Facilities Asset Fund and Facilities Replacement Reserve (Funds 7220 and 7320)

Decreasing expense by \$150,000 due to depreciation adjustment.

#### City Position Summary Action

The City Position Summary as amended by the City Council serves as an important internal control tool for City Council to establish authorized positions for the City while enabling staff to manage within the authorized and funded positions. The City Position Summary addresses career authorized positions and does not include temporary positions. As a result of operational changes, some positions are being requested to be adjusted based on current and projected demands for those positions and services. Staff recommends the following updates to the City Position Summary:

Department / Position Title		Adjustment
	Chief Financial Officer	FT (1)
	Assistant City Manager (Administration)/ Chief Financial Officer	FT 1
	Human Resources Director	FT (1)
	Human Resources Division Manager	FT 1
	Management Analyst (EDD)	FT (1)
	Deputy City Manager	FT 1
	Management Aide (FMS)	FT (1)
	Deputy Finance Director	FT 1
<b>Total Adjustment Position Count</b>		-
<b>FY 2019/20 Requested Budget Amendment</b>		\$ -

## **ALTERNATIVES**

1. Approve Recommended Actions as set forth in this staff report, including the approval of the budget adjustments, as presented in Exhibit A. The approval of these items will allow ongoing activities to be carried out in the current fiscal year and the City is able to modify budgets and operations as necessary through this quarterly review, while retaining a structurally balanced General Fund budget. *Staff recommends this alternative.*
2. Do not approve proposed Recommended Actions as set forth in this staff report, including the resolutions adopting the budget adjustments to the FY 2019/20 and FY 2020/21 budgets, as presented in Exhibit A. *Staff does not recommend this alternative.*

## **FISCAL IMPACT**

The City's Operating and Capital Budgets provide the funding and expenditure plan for all funds. As such, they serve as the City's financial plan for the fiscal year. The fiscal impacts for the proposed budget amendments are identified in Exhibit A to the City Resolution.

## **NOTIFICATION**

Publication of the agenda.

## **PREPARATION OF STAFF REPORT**

Prepared By:  
Stephanie Cuff  
Management Analyst

Department Head Approval:  
Marshall Eyerman  
Chief Financial Officer/City Treasurer

Concurred By:  
Brian Mohan  
Financial Resources Division Manager

Approved by:  
Mike Lee  
Interim City Manager

## **CITY COUNCIL GOALS**

**Revenue Diversification and Preservation.** Develop a variety of City revenue sources and policies to create a stable revenue base and fiscal policies to support essential City services, regardless of economic climate.

**Public Safety.** Provide a safe and secure environment for people and property in the community, control the number and severity of fire and hazardous material incidents, and provide protection for citizens who live, work and visit the City of Moreno Valley.

**Public Facilities and Capital Projects.** Ensure that needed public facilities, roadway improvements, and other infrastructure improvements are constructed and maintained.

## **CITY COUNCIL STRATEGIC PRIORITIES**

1. **Economic Development**
2. **Public Safety**
3. **Library**
4. **Infrastructure**
5. **Beautification, Community Engagement, and Quality of Life**
6. **Youth Programs**

Objective 1.1: Proactively attract high-quality businesses.

Objective 1.2: Market all the opportunities for quality industrial development in Moreno Valley by promoting all high-profile industrial and business projects that set the City apart from others.

Objective 1.6: Establish Moreno Valley as the worldwide model in logistics development.

Objective 6.2: Improve health, wellness and fitness for Moreno Valley youth through recreation and sports programs.

## **ATTACHMENTS**


1. Mid-Year Financial Summary Report FY1920
2. City Resolution 2020-08
3. CSD Resolution 2020-03
4. Housing Resolution 2020-01
5. Successor Agency Resolution 2020-01

- 6. Exhibit A - Proposed Amendments
- 7. City Position Summary FY 1920

**APPROVALS**

Budget Officer Approval	<u>✓ Approved</u>	2/26/20 11:22 AM
City Attorney Approval	<u>✓ Approved</u>	2/26/20 11:18 AM
City Manager Approval	<u>✓ Approved</u>	2/26/20 5:42 PM

<b>RESULT:</b>	<b>APPROVED [UNANIMOUS]</b>
<b>MOVER:</b>	Ulises Cabrera, Council Member
<b>SECONDER:</b>	David Marquez, Council Member
<b>AYES:</b>	Gutierrez, Baca, Marquez, Cabrera, Thornton



# City of Moreno Valley

## Fiscal Year 2019/20

### Mid-Year Financial Summary

**TO:** Mayor and City Council

**FROM:** Marshall Eyerman, Chief Financial Officer/City Treasurer

**DATE:** March 3, 2019

#### INTRODUCTION

On May 7, 2019, the City Council adopted the Two-Year Operating Budget for Fiscal Years (FY) 2019/20 – 2020/21. During the two-year budget period, the City Council will be kept apprised of the City’s financial condition through the process of First Quarter, Mid-Year Budget and Third Quarter Reviews. This ongoing process ensures a forum to look at expenditure and revenue deviations from the estimates made in the budget document. Additionally, any significant changes in projected revenue or unanticipated expenditures that may occur will be shared with the City Council.

This report provides a review of the unaudited financial results at the Mid-Year of FY 2019/20 (July 2019 – December 2019, 50% of the fiscal year).

#### CITYWIDE OPERATING EXPENDITURE SUMMARY

The following table contains a summary of the adopted budget, amended budget and the Mid-Year expenditures. The totals represent each major fund type and component unit of the City.

**Table 1. Citywide Operating Expenditures**

Fund/Component Unit	FY 2019/20 Adopted Budget	FY 2019/20 Amended Budget	Actuals as of 12/31/19 (unaudited)	% of Amended Budget
General Fund	\$ 112,921,104	\$ 116,481,760	\$ 48,803,145	41.9%
Community Services District (CSD)	21,441,802	22,113,437	8,867,277	40.1%
Successor Agency	5,089,728	5,089,728	1,350,441	26.5%
Housing Fund	250,000	250,000	96,586	38.6%
Special Revenue Funds	59,938,214	82,885,630	20,915,232	25.2%
Capital Projects Funds	5,407,512	22,590,450	5,998,235	26.6%
Electric Utility Funds	36,191,318	48,704,412	19,658,587	40.4%
Internal Service Funds	12,847,625	15,547,521	6,980,211	44.9%
Debt Service Funds	4,332,843	4,332,853	2,675,331	61.7%
<b>Total</b>	<b>\$ 258,420,146</b>	<b>\$ 317,995,791</b>	<b>\$ 115,345,044</b>	<b>36.3%</b>



Actions taken by the City Council subsequent to the May 7, 2019 adoption of the two-year budget and included in the Amended Budget are:

- Throughout the fiscal year there are also budget amendments to reflect the acceptance of grants and adjustments to contractual services and material/supplies. The individual amendments are reviewed as part of separate City Council agenda items.
- The majority of this Mid-Year update will focus on the General Fund, as it supports all basic services provided to City residents. Highlights for other key component funds will be discussed at a summary level as well.

# GENERAL FUND OPERATING

## Table 2. General Fund Operations

	FY 2019/20 Adopted Budget	FY 2019/20 Amended Budget	Actuals as of 12/31/19 (unaudited)	% of Amended Budget
<b>Revenues:</b>				
Taxes:				
Property Tax	\$ 16,101,900	\$ 16,101,900	\$ 4,968,276	30.9%
Property Tax in-lieu	20,730,000	20,730,000	-	0.0%
Utility Users Tax	16,000,000	16,000,000	6,775,512	42.3%
Sales Tax	20,988,000	20,988,000	7,198,155	34.3%
Other Taxes	13,330,000	13,330,000	3,790,262	28.4%
Licenses & Permits	5,127,536	5,127,536	2,334,474	45.5%
Intergovernmental	313,000	336,480	199,543	59.3%
Charges for Services	12,771,480	13,040,021	6,720,198	51.5%
Use of Money & Property	4,945,806	4,945,806	1,576,924	31.9%
Fines & Forfeitures	599,500	599,500	200,285	33.4%
Miscellaneous	165,000	165,000	176,137	106.7%
<b>Total Revenues</b>	<b>\$ 111,072,222</b>	<b>\$ 111,364,243</b>	<b>\$ 33,939,766</b>	<b>30.5%</b>
<b>Expenditures:</b>				
Personnel Services	\$ 24,372,055	\$ 24,279,255	\$ 11,745,963	48.4%
Contractual Services	74,718,236	75,707,345	29,924,031	39.5%
Material & Supplies	3,044,358	5,749,154	1,540,570	26.8%
Fixed Charges	5,933,338	5,933,338	2,815,594	47.5%
Fixed Assets	50,000	5,878	-	0.0%
<b>Total Expenditures</b>	<b>\$ 108,117,987</b>	<b>\$ 111,674,970</b>	<b>\$ 46,026,158</b>	<b>41.2%</b>
<i>Excess (Deficiency) of Revenues Over (Under) Expenditures</i>	\$ 2,954,235	\$ (310,727)	\$ (12,086,392)	
<b>Transfers:</b>				
Transfers In	\$ 1,857,812	\$ 3,621,494	\$ 1,149,444	31.7%
Transfers Out	4,803,117	4,806,790	2,776,987	57.8%
<b>Net Transfers</b>	<b>\$ (2,945,305)</b>	<b>\$ (1,185,296)</b>	<b>\$ (1,627,543)</b>	
Total Revenues & Transfers In	\$ 112,930,034	\$ 114,985,737	\$ 35,089,210	30.5%
Total Expenditures & Transfers Out	112,921,104	116,481,760	48,803,145	41.9%
<b>Net Change of Fund Balance</b>	<b>\$ 8,930</b>	<b>\$ (1,496,023)</b>	<b>\$ (13,713,935)</b>	

**General Fund Operating Revenues**

The General Fund is comprised of several revenue types. However, the main sources include property tax, utility users tax, and sales tax. Each of these is affected by different economic activity cycles and pressures.

**Table 3. General Fund Operating Revenues**

	FY 2019/20 Adopted Budget	FY 2019/20 Amended Budget	Actuals as of 12/31/19 (unaudited)	% of Amended Budget
<b>Revenues:</b>				
Taxes:				
Property Tax	\$ 16,101,900	\$ 16,101,900	\$ 4,968,276	30.9%
Property Tax in-lieu	20,730,000	20,730,000	-	0.0%
Utility Users Tax	16,000,000	16,000,000	6,775,512	42.3%
Sales Tax	20,988,000	20,988,000	7,198,155	34.3%
Other Taxes	13,330,000	13,330,000	3,790,262	28.4%
Licenses & Permits	5,127,536	5,127,536	2,334,474	45.5%
Intergovernmental	313,000	336,480	199,543	59.3%
Charges for Services	12,771,480	13,040,021	6,720,198	51.5%
Use of Money & Property	4,945,806	4,945,806	1,576,924	31.9%
Fines & Forfeitures	599,500	599,500	200,285	33.4%
Miscellaneous	165,000	165,000	176,137	106.7%
<b>Total Revenues</b>	<b>\$ 111,072,222</b>	<b>\$ 111,364,243</b>	<b>\$ 33,939,766</b>	<b>30.5%</b>

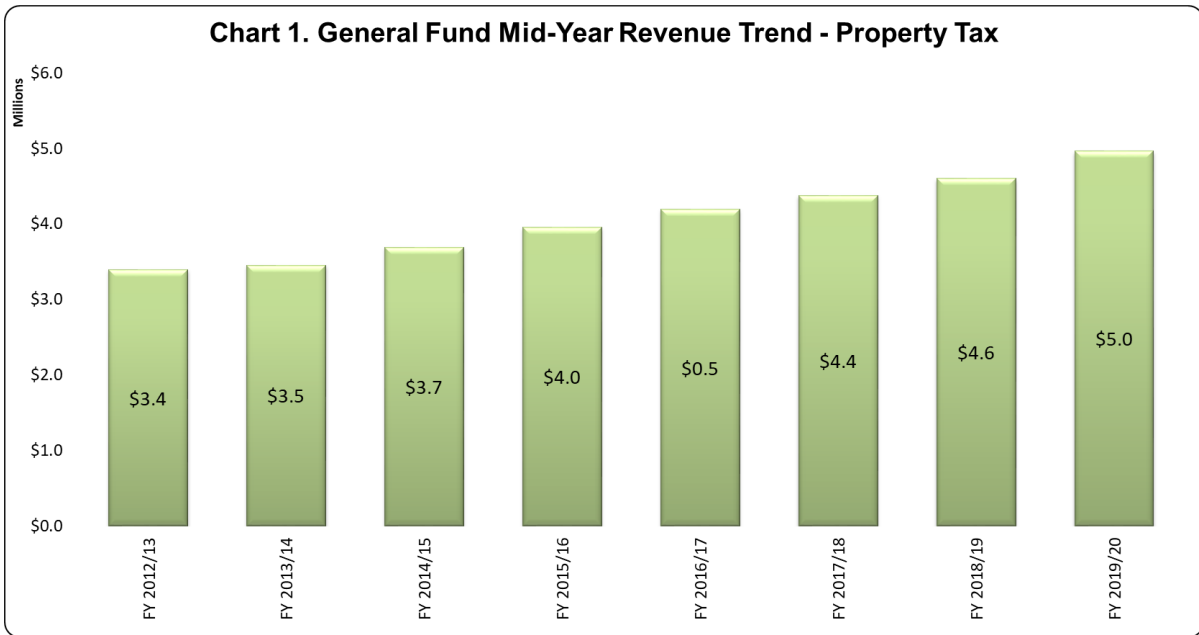
**Property Taxes/Property Taxes In-Lieu**

Property taxes were budgeted to increase by 7% from the FY 2018/19 Amended Budget. The annual schedule of property tax payments from the County of Riverside will provide payments to the City based on the following estimated schedule:

Secured Property Tax Payment Dates

Settlement 1	January
Settlement 2	May
Settlement 3	August
Teeter Settlement	October

Based on historical averages of actual receipts, the City is estimated to receive up to 14% of the budgeted property tax revenue through Mid-Year. The City has currently received 14% through Mid-Year. Property taxes will continue to be monitored as property valuations may adjust through the year based on property sales and assessment appeals filed with the County.

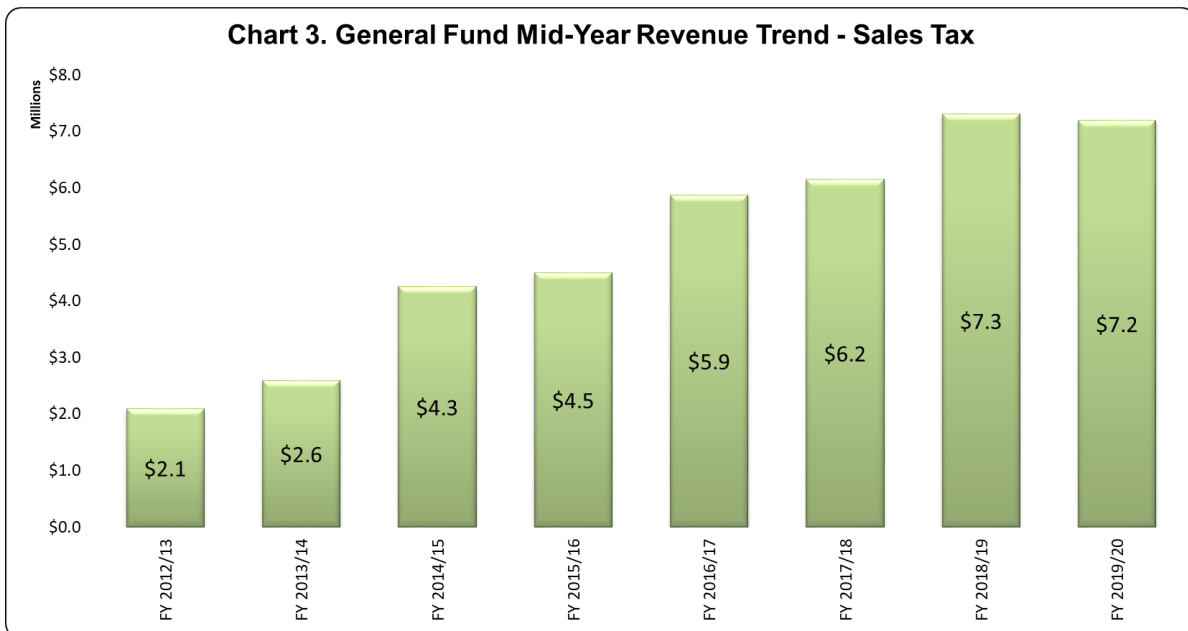


Note: FYs 2014/15, 2017/18 and 2019/20 did not receive any property tax revenues in the Mid-Year.

### Sales Taxes

Sales taxes were budgeted to increase by 5% from the FY 2018/19 Amended Budget. Sales tax receipts will need to be continually monitored through the year to determine if current trends begin to plateau or begin to decrease.

Based on historical averages of actual receipts, the City is estimated to receive 26% of the budgeted sales tax revenue through Mid-Year. The City has currently received 34% through Mid-Year.

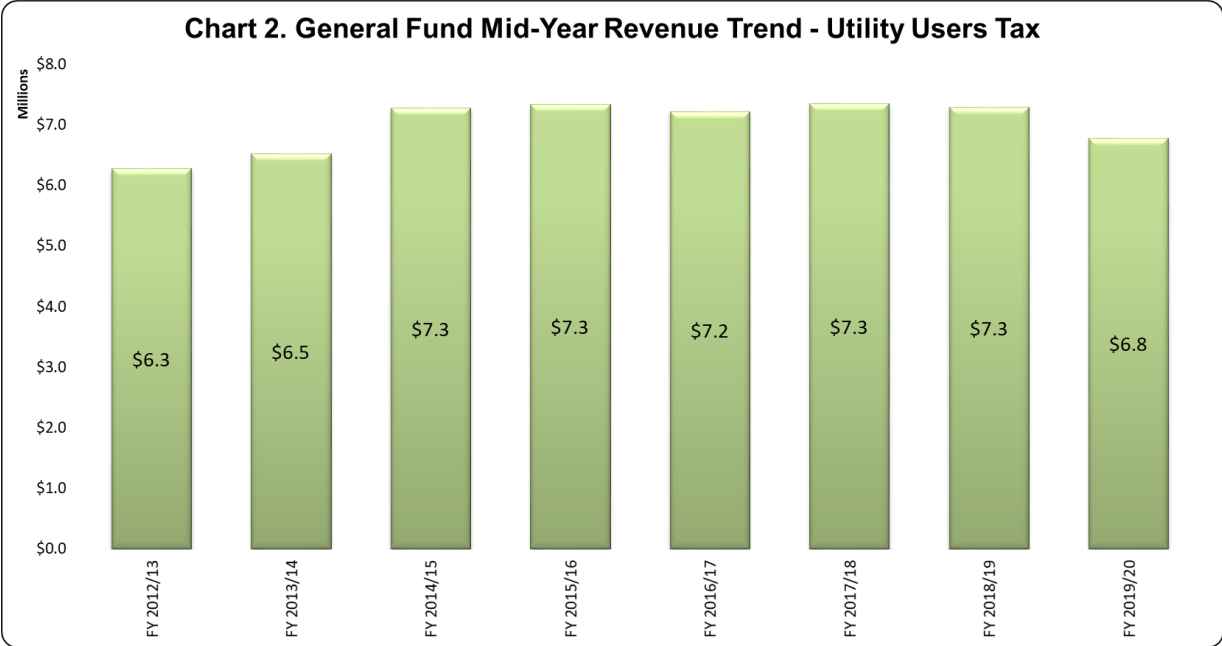


Note: For FY 2017/18, the reversal of revenues accrued to the prior fiscal year in accordance with the Government Accounting Standards Board (GASB) did not occur until the second quarter.

**Utility Users Tax**

Utility Users taxes were budgeted to decrease less than 1% from the FY 2018/19 Amended Budget. This projection is primarily due to competitive forces within the communications markets. Both the wireless and wired markets experienced downturns year over year. Based on our discussions with utility tax experts, there are a couple of causes for this trend. First is competition and bundling practices within the market as more small players continue to join the market. Second is the migration of customers from contract plans to prepaid plans.

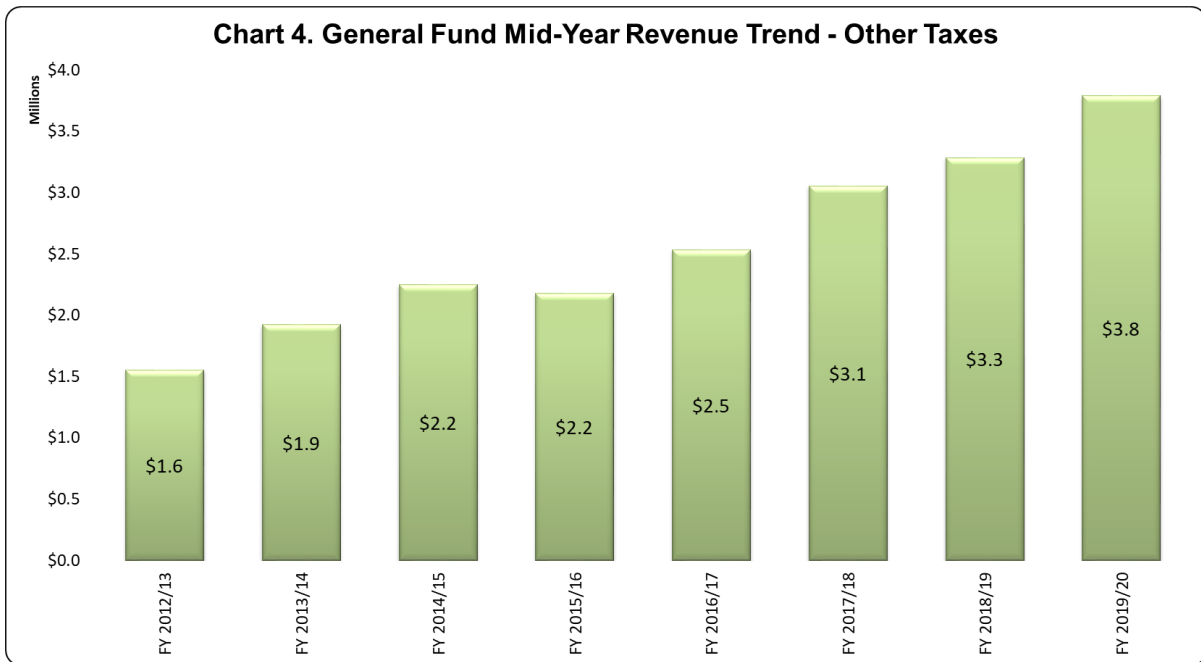
Based on historical averages of actual receipts, the City is estimated to receive 44% of the budgeted utility users tax revenue through Mid-Year. The City has currently received 42% through Mid-Year.



**Other Taxes**

Other taxes are primarily composed of Business Gross Receipts, Transient Occupancy Tax, Documentary Transfer Tax, and Franchise Fees. Collectively, other taxes were budgeted to increase 6% from the FY 2018/19 Amended Budget.

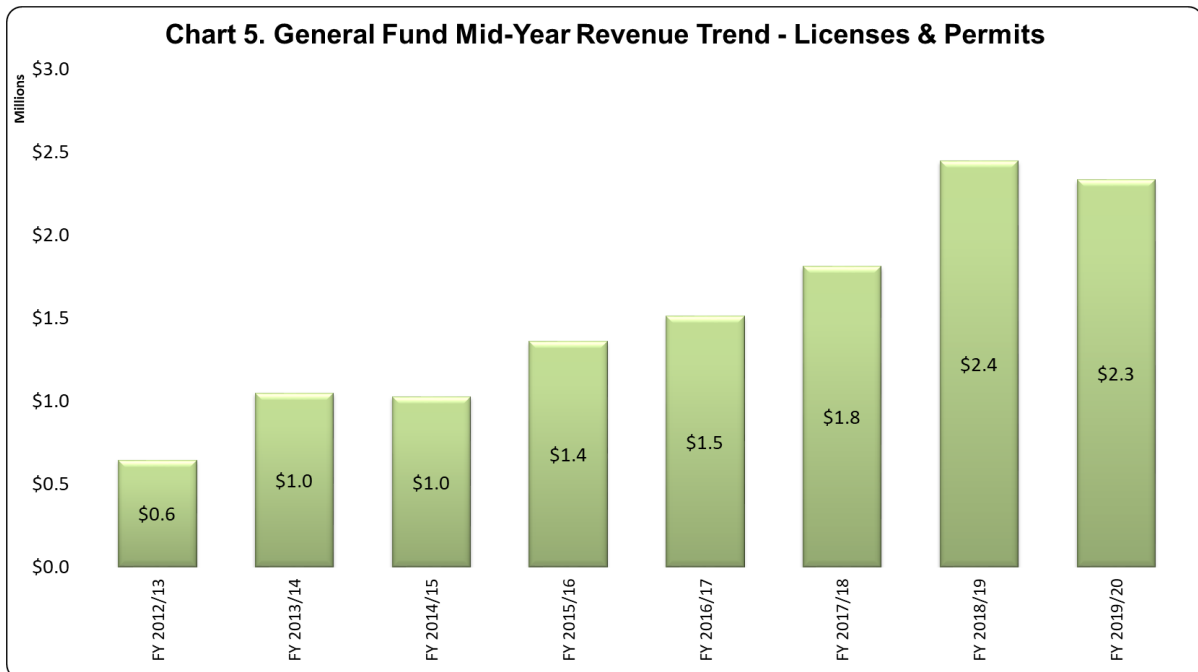
Based on historical averages of actual receipts, the City is estimated to receive 25% of the budgeted Other Taxes revenue through Mid-Year. The City has currently received 28% through Mid-Year.



**Licenses & Permits**

Licenses & Permits are primarily composed of Business and Animal Licenses, along with Building, Electrical, Mechanical, Plumbing and other permits. Collectively, Licenses & Permits were budgeted to increase by 9% from the FY 2018/19 Amended Budget. This increase reflects increases due to Commercial Cannabis Business Permits. This budget will be monitored for a possible future increase.

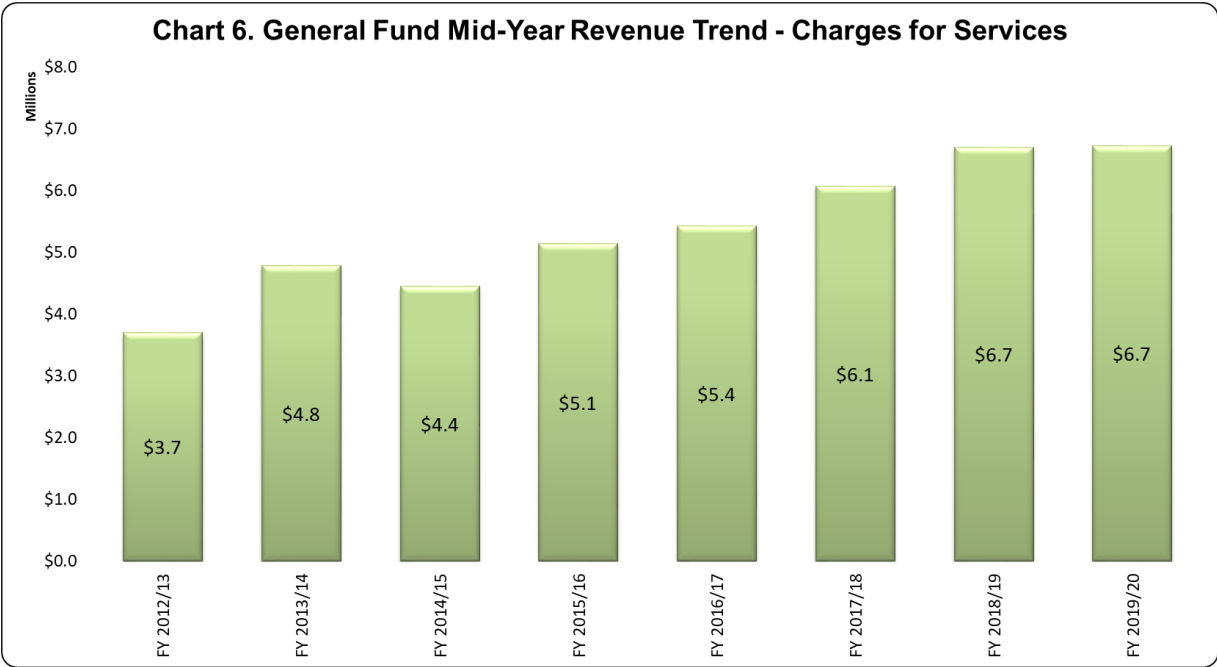
Based on historical averages of actual receipts, the City is estimated to receive 54% of the budgeted Licenses & Permits revenue through Mid-Year. The City has currently received 46% through Mid-Year. The collection rate is related primarily to the recent building and business license permit activities.



**Charges for Services**

Charges for Services are primarily composed of Plan Check Fees, Inspection Fees, Administrative Charges to other funds, and Parking Control Fines. Collectively, Charges for Services were conservatively budgeted to decrease by 3% from the FY 2018/19 Amended Budget.

Based on historical averages of actual receipts, the City is estimated to receive 49% of the budgeted Charges for Services revenue through Mid-Year. The City has currently received 52% through Mid-Year.



**Use of Money and Property**

Investment income continues to remain low due to extremely low rates of return for fixed income investments, but has increased over the last year due to actions taken by the Federal Open Market Committee (FOMC). The investments achieved a Yield to Maturity (YTM) for December 2019 of 2.12%. In addition, the City maintained funds in the State Local Agency Investment Fund Pool (LAIF) with a YTM of 2.04%. In the past four months, the FOMC have decreased the federal funds target rate by 75 basis points to 1.5% - 1.75%. This is a very low rate of return compared to historical experience, but is indicative of how investment income is performing everywhere, which is the reason the City utilizes the active management approach.

**General Fund Expenditures**

Expenditures are being spent in-line with prior year expenditures. Each Department's activities will be monitored throughout the year as they may be impacted by different operational activities and project timelines.

**Table 4. General Fund Expenditures**

	FY 2019/20 Adopted Budget	FY 2019/20 Amended Budget	Actuals as of 12/31/19 (unaudited)	% of Amended Budget
<b>Department</b>				
City Council	\$ 1,018,424	\$ 1,156,399	\$ 451,620	39.1%
City Clerk	720,072	720,072	280,102	38.9%
City Manager	1,962,633	2,012,633	988,622	49.1%
City Attorney	1,049,324	1,049,324	476,715	45.4%
Community Development	10,304,411	10,429,411	4,485,383	43.0%
Economic Development	2,378,885	2,378,885	990,952	41.7%
Financial & Management Services	11,415,727	11,712,804	4,415,306	37.7%
Human Resources	1,512,487	1,512,487	646,881	42.8%
Public Works	8,659,994	10,298,160	4,184,269	40.6%
Non-Departmental	5,878,117	5,806,790	4,233,287	72.9%
<b>Non-Public Safety Subtotal</b>	<b>\$ 44,900,074</b>	<b>\$ 47,076,965</b>	<b>\$ 21,153,138</b>	<b>44.9%</b>
<b>Public Safety</b>				
Police	\$ 44,920,102	\$ 45,053,455	\$ 16,775,474	37.2%
Fire	23,100,928	24,351,340	10,874,533	44.7%
<b>Public Safety Subtotal</b>	<b>\$ 68,021,030</b>	<b>\$ 69,404,795</b>	<b>\$ 27,650,007</b>	<b>39.8%</b>
<b>Total</b>	<b>\$ 112,921,104</b>	<b>\$ 116,481,760</b>	<b>\$ 48,803,145</b>	



## OTHER KEY FUNDS

The following summaries describe other major funds in the City.

### **Moreno Valley Community Services District**

The Moreno Valley Community Services District (CSD) was formed by the voters in 1984 to collect fees and certain taxes to provide an array of services including parks, recreation and community services, streetlights, landscaping and ongoing maintenance. The CSD provides these services through separate “zones” that define the services that are provided.

For certain zones, the primary revenue source used to provide services to properties is parcel fees or taxes levied on properties via their annual tax bill. Proposition 218, passed by California voters in November 1996, and has posed a serious challenge to managing the future operation of the CSD zones. Prop. 218 requires any revenue increase to be addressed through a voting process by affected property owners. For a period following the initial implementation of Prop. 218, the CSD was successful in receiving approval for some new or increased revenues. There were also revenue increases due to the growth of developed parcels within the zones. However, due to cost increases that exceed any offsetting increases in the revenues over the past years, and the recent economic downturn slowing new parcel growth, property owners have been resistant to efforts to fully fund service levels.

**Table 5. CSD Operations**

	FY 2019/20 Adopted Budget	FY 2019/20 Amended Budget	Actuals as of 12/31/19 (unaudited)	% of Amended Budget
<b>Revenues:</b>				
Taxes:				
Property Tax	\$ 5,359,370	\$ 5,359,370	\$ 1,681,069	31.4%
Other Taxes	6,719,200	6,724,724	65,174	1.0%
Charges for Services	5,371,479	5,603,784	607,175	10.8%
Use of Money & Property	1,009,729	1,031,788	508,059	49.2%
Fines & Forfeitures	30,000	30,000	6,597	22.0%
Miscellaneous	18,010	42,710	49,187	115.2%
Transfers In	1,971,927	1,978,278	995,473	50.3%
<b>Total Revenues</b>	<b>\$ 20,479,715</b>	<b>\$ 20,770,654</b>	<b>\$ 3,912,734</b>	<b>18.8%</b>
<b>Expenditures:</b>				
Library Services Fund (5010)	\$ 2,453,182	\$ 2,509,699	\$ 1,153,308	46.0%
Zone A Parks Fund (5011)	10,061,021	10,164,512	4,582,718	45.1%
LMD 2014-01 Residential Street Lighting Fund (5012)	1,468,459	1,468,459	765,489	52.1%
Zone C Arterial Street Lighting Fund (5110)	850,324	850,324	342,119	40.2%
Zone D Standard Landscaping Fund (5111)	1,318,995	1,720,543	350,303	20.4%
Zone E Extensive Landscaping Fund (5013)	313,691	329,086	94,632	28.8%
5014 LMD 2014-02	2,806,060	2,810,512	847,366	30.1%
Zone M Median Fund (5112)	439,412	542,728	85,330	15.7%
CFD No. 1 (5113)	1,661,762	1,648,622	626,456	38.0%
Zone S (5114)	68,896	68,952	19,556	28.4%
<b>Total Expenditures</b>	<b>\$ 21,441,802</b>	<b>\$ 22,113,437</b>	<b>\$ 8,867,277</b>	<b>40.1%</b>
<b>Net Change or Adopted Use of Fund Balance</b>	<b>\$ (962,087)</b>	<b>\$ (1,342,783)</b>	<b>\$ (4,954,543)</b>	

## Community Services District Zone A – Parks & Community Services

The largest Zone within the CSD is Zone A. It accounts for the administration and maintenance of the Parks & Community Services facilities and programs. Funding sources for these services come from a combination of property taxes, fees for service and smaller amounts from other City funds.

**Table 6. CSD Zone A Operations**

	FY 2019/20 Adopted Budget	FY 2019/20 Amended Budget	Actuals as of 12/31/19 (unaudited)	% of Amended Budget
<b>Revenues:</b>				
Taxes:				
Property Tax	\$ 2,812,910	\$ 2,812,910	\$ 865,463	30.8%
Other Taxes	4,977,000	4,977,000	59,541	1.2%
Charges for Services	1,148,683	1,156,483	524,088	45.3%
Use of Money & Property	925,659	947,718	458,800	48.4%
Miscellaneous	18,000	42,700	48,052	112.5%
Transfers In	528,237	540,915	276,798	51.2%
<b>Total Revenues</b>	<b>\$ 10,410,489</b>	<b>\$ 10,477,726</b>	<b>\$ 2,232,742</b>	<b>21.3%</b>
<b>Expenditures:</b>				
35010 Parks & Comm Svcs - Admin	\$ 716,422	\$ 716,422	\$ 317,489	44.3%
35210 Park Maintenance - General	3,826,779	3,820,509	1,632,028	42.7%
35211 Contract Park Maintenance	465,744	465,744	149,827	32.2%
35212 Park Ranger Program	349,828	359,238	176,297	49.1%
35213 Golf Course Program	474,059	474,059	252,233	53.2%
35214 Parks Projects	217,978	217,978	63,048	28.9%
35310 Senior Program	574,045	575,045	274,251	47.7%
35311 Community Services	484,124	484,124	228,784	47.3%
35312 Community Events	277,678	292,478	172,259	58.9%
35313 Conf & Rec Cntr	416,926	464,426	223,698	48.2%
35314 Conf & Rec Cntr - Banquet	374,311	377,925	165,131	43.7%
35315 Recreation Programs	1,176,088	1,179,788	571,138	48.4%
35317 July 4th Celebration	111,990	111,990	58,473	52.2%
35318 Sports Programs	565,899	591,925	260,483	44.0%
35319 Towngate Community Center	29,150	29,150	9,235	31.7%
95011 Non-Dept Zone A Parks	-	3,711	28,342	763.7%
<b>Total Expenditures</b>	<b>\$ 10,061,021</b>	<b>\$ 10,164,512</b>	<b>\$ 4,582,718</b>	<b>45.1%</b>
<b>Net Change or Adopted Use of Fund Balance</b>	<b>\$ 349,468</b>	<b>\$ 313,214</b>	<b>\$ (2,349,976)</b>	

## Electric Utility

The Moreno Valley Utility (MVU) manages the operation, maintenance and business planning of the City's electric utility. MVU's basic purpose is to purchase and distribute electricity to customers in newly developed areas of the City. The City began serving new customers in February 2004, and now serves more than 6,770 customers. As it reaches fiscal and operational maturity, MVU will continue to be a key component of the City's economic development strategy. The City Council has established special tiered rates for electric utility customers based upon factors such as the number of jobs created.

The main revenue source for this fund is derived from charges for services. The customer base includes residential, commercial and industrial customers. The growth in customer base will continue to provide for the ability to create rate stabilization and replacement reserve funding.

**Table 7. MVU Operations**

	FY 2019/20 Adopted Budget	FY 2019/20 Amended Budget	Actuals as of 12/31/19 (unaudited)	% of Amended Budget
<b>Revenues:</b>				
Taxes:				
Charges for Services	\$ 34,221,040	\$ 34,221,040	\$ 18,475,853	54.0%
Use of Money & Property	156,000	156,000	188,087	120.6%
Miscellaneous	150,000	150,000	783,562	522.4%
<b>Total Revenues</b>	<b>\$ 34,527,040</b>	<b>\$ 34,527,040</b>	<b>\$ 19,447,501</b>	<b>56.3%</b>
<b>Expenditures:</b>				
45510 Electric Utility - General	\$ 25,248,274	\$ 26,559,422	\$ 12,870,008	48.5%
45511 Public Purpose Program	1,694,007	2,174,325	643,742	29.6%
45512 SCE Served Street Lights	800,000	800,000	381,070	47.6%
80005 CIP - Electric Utility	4,115,000	14,826,905	2,723,885	18.4%
96010 Non-Dept Electric	0	9,674	18,170	187.8%
96030 Non-Dept 2005 Lease Revenue Bonds	2,049,081	2,049,081	991,275	48.4%
96021 Non-Dept 2016 Tax LRB of 07 Tax	848,900	848,900	426,238	50.2%
96031 Non-Dept 2013 Refunding 05 LRB	29,106	29,106	165,523	568.7%
96032 Non-Dept 2014 Refunding 2005 LRB	119,227	119,276	59,828	50.2%
96040 Non-Dept 2015 Taxable LRB	453,751	453,751	435,541	96.0%
96050 Non-Dept 2018 Streetlight Fin	833,972	833,972	591,532	70.9%
96060 Non-Dept 2019 Taxable LRB	0	0	351,778	0.0%
<b>Total Expenditures</b>	<b>\$ 36,191,318</b>	<b>\$ 48,704,412</b>	<b>\$ 19,658,587</b>	<b>40.4%</b>
<b>Net Change or Adopted Use of Fund Balance</b>	<b>\$ (1,664,278)</b>	<b>\$ (14,177,372)</b>	<b>\$ (211,085)</b>	

MVU's revenues and expenses will fluctuate annually based on energy demands.

## SUMMARY

The City of Moreno Valley is experiencing certain levels of growth and continues to maintain a structurally balanced Budget without the use of reserves.

Although the City has experienced positive results in some areas through FY 2018/19 and through the Mid-Year of FY 2019/20, the City should look toward the future with constrained optimism as we proceed through the fiscal year.

As positive fund balances begin to grow, we will bring back to the City Council for discussion options to address the other challenges and unfunded liabilities.

RESOLUTION NO. 2020-XX

A RESOLUTION OF THE CITY COUNCIL OF THE CITY OF MORENO VALLEY, CALIFORNIA, ADOPTING THE REVISED OPERATING AND CAPITAL BUDGETS FOR FISCAL YEAR 2019/20 AND FISCAL YEAR 2020/21

WHEREAS, the City Council approved the Operating and Capital Budgets for the City for Fiscal Year 2019/20 and 2020/21, a copy of which, as may have been amended by the City Council, is on file in the Office of the City Clerk and is available for public inspection; and

WHEREAS, the City Council approves amendments to the budgets throughout the fiscal year and such prior amendments are reflected within the current amended budget and further ratified as part of the adoption of the quarterly budget amendments; and

WHEREAS, the City Manager has heretofore submitted to the City Council proposed amendments to the Operating and Capital Budgets for the City for Fiscal Year 2019/20 and 2020/21, a copy of which, as may have been amended by the City Council, is on file in the Office of the City Clerk and is available for public inspection; and

WHEREAS, the said proposed amendments to the Operating and Capital Budgets contain estimates of the services, activities and projects comprising the budget, and contains expenditure requirements and the resources available to the City; and

WHEREAS, the said proposed amendments to the Operating and Capital Budgets contain the estimates of uses of fund balance as required to stabilize the delivery of City services during periods of operational deficits; and

WHEREAS, the City Council has made such revisions to the proposed amended Operating and Capital Budgets as so desired; and

WHEREAS, the amended Operating and Capital Budgets, as herein approved, will enable the City Council to make adequate financial plans and will ensure that City officers can administer their respective functions in accordance with such plans.

NOW, THEREFORE, THE CITY COUNCIL OF THE CITY OF MORENO VALLEY, CALIFORNIA, DOES HEREBY RESOLVE AS FOLLOWS:

1. The proposed amendments to the Operating and Capital Budgets, as Exhibit A to this Resolution and as on file in the Office of the City Clerk, and as may have been amended by the City Council, are hereby approved and adopted as the annual Operating and Capital Budgets of the City of Moreno Valley for Fiscal Year 2019/20 and 2020/21.

2. The Proposed Amendments to City Position Summary included within the staff report and contained in the City Position Summary attached as Attachment 5 and on file in the Office of the City Clerk, and as may have been amended by the City Council, is hereby adopted as part of the Approved City Position Summary of the City of Moreno Valley for Fiscal Year 2019/20.
3. The amounts of proposed expenditures, which include the uses of fund balance specified in the approved budget, are hereby appropriated for the various budget programs and units for said fiscal year.
4. Within fifteen (15) days after the adoption of this Resolution, the City Clerk shall certify to the adoption hereof and, as so certified, cause a copy to be posted in at least three (3) public places within the City.

BE IT FURTHER RESOLVED that this Resolution shall take effect immediately upon its adoption.

APPROVED AND ADOPTED this 3rd day of March, 2020.

\_\_\_\_\_  
Mayor of the City of Moreno Valley

ATTEST:

\_\_\_\_\_  
City Clerk

APPROVED AS TO FORM:

\_\_\_\_\_  
City Attorney

**RESOLUTION JURAT**

STATE OF CALIFORNIA        )  
COUNTY OF RIVERSIDE       ) ss.  
CITY OF MORENO VALLEY     )

I, Pat Jacquez-Nares, City Clerk of the City of Moreno Valley, California, do hereby certify that Resolution No. 2020-XX was duly and regularly adopted by the City Council of the City of Moreno Valley at a regular meeting thereof held on the 3<sup>rd</sup> day of March, 2020 by the following vote:

AYES:

NOES:

ABSENT:

ABSTAIN:

(Council Members, Mayor Pro Tem and Mayor)

\_\_\_\_\_  
CITY CLERK

(SEAL)

RESOLUTION NO. CSD 2020-XX

A RESOLUTION OF THE MORENO VALLEY COMMUNITY SERVICES DISTRICT OF THE CITY OF MORENO VALLEY, CALIFORNIA, ADOPTING THE REVISED OPERATING AND CAPITAL BUDGETS FOR FISCAL YEAR 2019/20 ANF FISCAL YEAR 2020/21

WHEREAS, the CSD Board approved the Operating and Capital Budgets for the City for Fiscal Year 2019/20 and 2020/21, a copy of which, as may have been amended by the CSD Board, is on file in the Office of the City Clerk and is available for public inspection; and

WHEREAS, the CSD Board approves amendments to the budgets throughout the fiscal year and such prior amendments are reflected within the current amended budget and further ratified as part of the adoption of the quarterly budget amendments; and

WHEREAS, the City Manager has heretofore submitted to the President and Board Members of the Moreno Valley Community Services District proposed amendments to the Operating and Capital Budgets for the District for Fiscal Year 2019/20 and 2020/21, a copy of which, as may have been amended by the District's Board of Directors, is on file in the Office of the City Clerk and is available for public inspection; and

WHEREAS, the said proposed amendments to the Operating and Capital Budgets contain estimates of the services, activities and projects comprising the budget, and contain expenditure requirements and the resources available to the Community Services District; and

WHEREAS, the said proposed amendments to the Operating and Capital Budgets contain the estimates of uses of fund balance as required to stabilize the delivery of CSD services during periods of operational deficits; and

WHEREAS, the President and Board of Directors have made such revisions to the proposed amended Operating and Capital Budgets as so desired; and

WHEREAS, the amended Operating and Capital Budgets, as herein approved, will enable the Community Services District to make adequate financial plans and will ensure that District officers can administer their respective functions in accordance with such plans.

NOW, THEREFORE, THE MORENO VALLEY COMMUNITY SERVICES DISTRICT OF THE CITY OF MORENO VALLEY, CALIFORNIA, DOES HEREBY RESOLVE AS FOLLOWS:



1. The proposed amendments to the Operating and Capital Budgets, as Exhibit A to this Resolution and as on file in the Office of the City Clerk, and as may have been amended by the Community Services District's Board of Directors, is hereby approved and adopted as the annual Operating and Capital Budgets of the Moreno Valley Community Services District for the Fiscal Year 2019/20 and 2020/21.
2. The amounts of proposed expenditures, which include the uses of fund balance specified in the approved budget, are hereby appropriated for the various budget programs and units for said fiscal year.
3. Within fifteen (15) days after the adoption of this Resolution, the City Clerk shall certify to the adoption hereof and, as so certified, cause a copy to be posted in at least three (3) public places within the City.

BE IT FURTHER RESOLVED that this Resolution shall take effect immediately upon its adoption.

APPROVED AND ADOPTED this 3<sup>rd</sup> day of March, 2020.

---

Mayor of the City of Moreno Valley,  
Acting in the capacity of President of the  
Moreno Valley Community Services District

ATTEST:

---

City Clerk, acting in the capacity of  
Secretary of the Moreno Valley  
Community Services District

APPROVED AS TO FORM:

---

City Attorney, acting in the capacity  
of General Counsel of the Moreno  
Valley Community Services District

**RESOLUTION JURAT**

STATE OF CALIFORNIA     )  
COUNTY OF RIVERSIDE    ) ss.  
CITY OF MORENO VALLEY )

I, Pat Jacquez-Nares, Secretary of the Moreno Valley Community Services District, Moreno Valley, California do hereby certify that Resolution No. CSD 2020-XX was duly and regularly adopted by the Board of Directors of the Moreno Valley Community Services District at a regular meeting held on the 3rd day of March, 2020 by the following vote:

AYES:

NOES:

ABSENT:

ABSTAIN:

(Board members, Vice-President and President)

---

SECRETARY

(SEAL)

RESOLUTION NO. HA 2020-XX  
A RESOLUTION OF THE HOUSING AUTHORITY OF THE  
CITY OF MORENO VALLEY, CALIFORNIA, ADOPTING  
THE REVISED OPERATING AND CAPITAL BUDGETS  
FOR FISCAL YEAR 2019/20

WHEREAS, the Housing Authority approved the Operating and Capital Budgets for the City for Fiscal Year 2019/20, a copy of which, as may have been amended by the Housing Authority, is on file in the Office of the City Clerk and is available for public inspection; and

WHEREAS, the Housing Authority approves amendments to the budgets throughout the fiscal year and such prior amendments are reflected within the current amended budget and further ratified as part of the adoption of the quarterly budget amendments; and

WHEREAS, the City Manager has heretofore submitted to the Housing Authority proposed amendments to the Operating and Capital Budgets for the District for Fiscal Year 2019/20, a copy of which, as may have been amended by the Housing Authority, is on file in the Office of the City Clerk and is available for public inspection; and

WHEREAS, the said proposed amendments to the Operating and Capital Budgets contain estimates of the services, activities and projects comprising the budget, and contain expenditure requirements and the resources available to the Housing Authority; and

WHEREAS, the said proposed amendments to the Operating and Capital Budgets contain the estimates of uses of fund balance as required to stabilize the delivery of Housing Authority services during periods of operational deficits; and

WHEREAS, the Housing Authority have made such revisions to the proposed amended Operating and Capital Budgets as so desired; and

WHEREAS, the amended Operating and Capital Budgets, as herein approved, will enable the Housing Authority to make adequate financial plans and will ensure that District officers can administer their respective functions in accordance with such plans.

NOW, THEREFORE, THE HOUSING AUTHORITY OF THE CITY OF MORENO VALLEY, CALIFORNIA, DOES HEREBY RESOLVE AS FOLLOWS:

1. The proposed amendments to the Operating and Capital Budgets, as Exhibit A to this Resolution and as on file in the Office of the City Clerk, and as may have been amended by the Housing Authority, is hereby approved and adopted as the annual Operating and Capital Budgets of the Moreno Valley Housing Authority for the Fiscal Year 2019/20.

2. The amounts of proposed expenditures, which include the uses of fund balance specified in the approved budget, are hereby appropriated for the various budget programs and units for said fiscal year.
3. Within fifteen (15) days after the adoption of this Resolution, the City Clerk shall certify to the adoption hereof and, as so certified, cause a copy to be posted in at least three (3) public places within the City.

BE IT FURTHER RESOLVED that this Resolution shall take effect immediately upon its adoption.

APPROVED AND ADOPTED this 3<sup>rd</sup> day of March, 2020.

\_\_\_\_\_  
Mayor of the City of Moreno Valley,  
Acting in the capacity of Chairman of the  
Housing Authority

ATTEST:

\_\_\_\_\_  
City Clerk, acting in the capacity of  
Secretary of the Housing Authority

APPROVED AS TO FORM:

\_\_\_\_\_  
City Attorney, acting in the capacity of  
General Counsel of the Housing Authority

**RESOLUTION JURAT**

STATE OF CALIFORNIA     )  
COUNTY OF RIVERSIDE    ) ss.  
CITY OF MORENO VALLEY )

I, Pat Jacquez-Nares, Secretary of the Housing Authority, Moreno Valley, California do hereby certify that Resolution No. HA 2020-XX was duly and regularly adopted by the Commissioners of the Housing Authority at a regular meeting held on the 3<sup>rd</sup> day of March, 2020, by the following vote:

AYES:

NOES:

ABSENT:

ABSTAIN:

(Commissioners, Vice Chairperson and Chairperson)

\_\_\_\_\_  
SECRETARY

(SEAL)

RESOLUTION NO. SUCCESSOR AGENCY 2020-XX  
A RESOLUTION OF THE SUCCESSOR AGENCY TO THE  
COMMUNITY REDEVELOPMENT AGENCY OF THE CITY  
OF MORENO VALLEY, CALIFORNIA, ADOPTING THE  
REVISED OPERATING AND CAPITAL BUDGETS FOR  
FISCAL YEAR 2019/20

WHEREAS, the Mayor and City Council of the City of Moreno Valley as Successor Agency to the Community Redevelopment Agency of the City of Moreno Valley approved the Operating and Capital Budgets for the City for Fiscal Year 2019/20, a copy of which, as may have been amended by the Successor Agency to the Community Redevelopment Agency of the City of Moreno Valley, is on file in the Office of the City Clerk and is available for public inspection; and

WHEREAS, the Mayor and City Council of the City of Moreno Valley as Successor Agency to the Community Redevelopment Agency of the City of Moreno Valley approves amendments to the budgets throughout the fiscal year and such prior amendments are reflected within the current amended budget and further ratified as part of the adoption of the quarterly budget amendments; and

WHEREAS, the City Manager has heretofore submitted to the Mayor and City Council of the City of Moreno Valley as Successor Agency to the Community Redevelopment Agency of the City of Moreno Valley proposed amendments to the Operating and Capital Budgets for the Agency for Fiscal Year 2019/20, a copy of which, as may have been amended by the Successor Agency to the Community Redevelopment Agency of the City of Moreno Valley, is on file in the Office of the City Clerk and is available for public inspection; and

WHEREAS, the said proposed amendments to the Operating and Capital Budgets contain estimates of the services, activities and projects comprising the budget, and contain expenditure requirements and the resources available to the Successor Agency; and

WHEREAS, the said proposed amendments to the Operating and Capital Budgets contain the estimates of uses of fund balance as required to stabilize the delivery of Successor Agency to the Community Redevelopment Agency of the City of Moreno Valley services during periods of operational deficits; and

WHEREAS, the Mayor and City Council have made such revisions to the proposed amended Operating and Capital Budgets as so desired; and

WHEREAS, the amended Operating and Capital Budgets, as herein approved, will enable the Successor Agency to the Community Redevelopment Agency of the City of Moreno Valley to make adequate financial plans and will ensure that City officers can administer their respective functions in accordance with such plans.

NOW, THEREFORE, THE CITY COUNCIL OF THE CITY OF MORENO VALLEY, CALIFORNIA, DOES HEREBY RESOLVE AS FOLLOWS:

1. The proposed amendments to the Operating and Capital Budgets, as Exhibit A to this Resolution and as on file in the Office of the City Clerk, and as may have been amended by the Successor Agency to the Community Redevelopment Agency of the City of Moreno Valley, is hereby approved and adopted as the annual Operating and Capital Budgets of the Moreno Valley Successor Agency to the Community Redevelopment Agency of the City of Moreno Valley for Fiscal Year 2019/20.
2. The amounts of proposed expenditures, which include the uses of fund balance specified in the approved budget, are hereby appropriated for the various budget programs and units for said fiscal year.
3. Within fifteen (15) days after the adoption of this Resolution, the City Clerk shall certify to the adoption hereof and, as so certified, cause a copy to be posted in at least three (3) public places within the City.

BE IT FURTHER RESOLVED that this Resolution shall take effect immediately upon its adoption.

APPROVED AND ADOPTED this 3<sup>rd</sup> day of March 3, 2020

\_\_\_\_\_  
Mayor of the City of Moreno Valley

ATTEST:

\_\_\_\_\_  
City Clerk

APPROVED AS TO FORM:

\_\_\_\_\_  
City Attorney

**RESOLUTION JURAT**

STATE OF CALIFORNIA     )  
COUNTY OF RIVERSIDE    ) ss.  
CITY OF MORENO VALLEY )

I, Pat Jacquez-Nares, City Clerk of the City of Moreno Valley, California do hereby certify that Resolution No. Successor Agency 2020-XX was duly and regularly adopted by the City Council of the City of Moreno Valley at a regular meeting held on the 3<sup>rd</sup> day of March, 2020, by the following vote:

AYES:

NOES:

ABSENT:

ABSTAIN:

(Council Members, Mayor Pro Tem and Mayor)

---

SECRETARY

(SEAL)



**CITY OF MORENO VALLEY  
GENERAL FUND  
FY 2019/20 Proposed Amendments**

Department	Fund	Account Description	General Ledger Account	Project	Fiscal Year 2019/20 Amended Budget	Proposed Amendment	Revised Budget	Description - Proposed Adjustment
Community Development	1010	Building Permits	1010-20-28-20310-425000		\$ 2,600,000	\$ 250,000	\$ 2,850,000	Adjusting budget for expected revenue.
Financial & Management Services	1010	Other Misc. Revenue	1010-30-34-45310-589900		-	7,336	7,336	Solid Waste & Recycling program.
Fire	1010	Property Tax - Redevelopment Redistribution	1010-40-45-30110-401065		743,600	1,400	\$ 745,000	Adjusting budget based on historical trends.
Police	1010	Police Fees	1010-60-65-40010-500300		200,000	(50,000)	\$ 150,000	Based on historical trends decreasing budget.
<b>REVENUE TOTAL</b>					<b>\$ 3,543,600</b>	<b>\$ 208,736</b>	<b>\$ 3,752,336</b>	

Department	Fund	Account Description	General Ledger Account	Project	Fiscal Year 2019/20 Amended Budget	Proposed Amendment	Revised Budget	Description - Proposed Adjustment
City Council	1010	Salaries-Temporary	1010-10-01-10015-611310		\$ -	\$ 60,000	\$ 60,000	Budgeting for expected temporary staff expenses.
Community Development	1010	Nuisance Abatement	1010-20-26-20110-625015		-	163,000	163,000	Budgeting for projected Homeless cleanup and other Code activity.
Financial & Management Services	1010	Marketing Svcs - Advertising	1010-30-34-45310-620610		3,000	7,336	10,336	Solid Waste & Recycling program.
Financial & Management Services	1010	Software Maint/Support/License	1010-30-39-25410-625010		928,323	200,000	1,128,323	Adjustment to Software Maintenance/Support/Licenses for Accela ACP (SimpliCITY) & ACA subscriptions.
Financial & Management Services	1010	Professional Svcs - Legal Svcs	1010-14-10-14010-620230		50,000	50,000	100,000	Adjusting budget for expected expenses.
Human Resources	1010	Professional Svcs - Other	1010-18-21-18020-620299		104,400	12,000	116,400	Allocating budget for safety program update.
Police	1010	Agency Svcs - Cnty	1010-60-65-40010-620320		476,144	(23,253)	452,891	This budget adjustment is due to the updated projected law enforcement contract rate.
Police	1010	Agency Svcs - Cnty	1010-60-66-40110-620320		27,621,708	(152,972)	27,468,736	This budget adjustment is due to the updated projected law enforcement contract rate.
Police	1010	Agency Svcs - Cnty	1010-60-66-40111-620320		422,534	(20,635)	401,899	This budget adjustment is due to the updated projected law enforcement contract rate.
Police	1010	Agency Svcs - Cnty	1010-60-67-40210-620320		6,510,385	(35,238)	6,475,147	This budget adjustment is due to the updated projected law enforcement contract rate.
Police	1010	Agency Svcs - Cnty	1010-60-67-40220-620320		1,021,801	(9,901)	1,011,900	This budget adjustment is due to the updated projected law enforcement contract rate.
Police	1010	Agency Svcs - Cnty	1010-60-68-40310-620320		606,875	(29,639)	577,236	This budget adjustment is due to the updated projected law enforcement contract rate.
Police	1010	Agency Svcs - Cnty	1010-60-68-40312-620320		2,237,741	(9,285)	2,228,456	This budget adjustment is due to the updated projected law enforcement contract rate.
Police	1010	Agency Svcs - Cnty	1010-60-69-40410-620320		4,111,838	(2,677)	4,109,161	This budget adjustment is due to the updated projected law enforcement contract rate.
<b>EXPENSES TOTAL</b>					<b>\$ 44,094,749</b>	<b>\$ 208,736</b>	<b>\$ 44,303,485</b>	

**CITY OF MORENO VALLEY  
NON - GENERAL FUND  
FY 2019/20 Proposed Amendments**

Department	Fund	Account Description	General Ledger Account	Fiscal Year 2019/20 Amended Budget	Proposed Amendment	Revised Budget	Description - Proposed Adjustment
Financial & Management Services	2908	Transfers in - from FACILITY CONST FUND	2908-99-95-92908-803000	\$ 250,199	\$ 1,850,000	\$ 2,100,199	Return to Fund Balance.
Financial & Management Services	3008	Transfers in - from FACILITY CONST FUND	3008-99-99-93008-803000	299,737	176,852	476,589	Return to Fund Balance.
Financial & Management Services	7330	Transfers in - from FACILITY CONST FUND	7330-99-99-97330-803000	1,649,806	168,351	1,818,157	Return to Fund Balance.
Financial & Management Services	7320	Transfers in - within categ FACILITIES REPLACEMENT RESERVE	7320-99-99-97320-827330	882,803	134,197	1,017,000	Depreciation Expense Adjustment.
Financial & Management Services	2506	Transfers in - from HOUSING AUTHORITY	2506-99-99-92506-808884	-	263,000	263,000	Adjusting budget for expected expenses.
Financial & Management Services	2506	Fed Grant - Revenue (Contra-Repaid Funds)	2506-99-99-92506-485099	-	(263,000)	(263,000)	Adjusting budget for expected expenses. Repayment : RHDC Allies #795.
Financial & Management Services	7510	Transssfer in - From TECHNOLOGY SERVCIES ASSET FUND	7510-99-97-88130-807220	-	(20,000)	(20,000)	True-up of transfers.
Public Works	2000	State Gas Tax 2107	2000-99-99-92000-408000	1,506,056	(76,732)	1,429,324	Adjust fund based on updated revenue projections.
Public Works	2000	State Gas Tax 2106	2000-99-99-92000-408020	716,600	(6,161)	710,439	Adjust fund based on updated revenue projections.
Public Works	2000	State Gas Tax 2105	2000-99-99-92000-408030	1,153,113	(11,689)	1,141,424	Adjust fund based on updated revenue projections.
Public Works	2000	State Gas Tax 2103	2000-99-99-92000-408040	1,788,271	(58,845)	1,729,426	Adjust fund based on updated revenue projections.
Public Works	2000	State Gas Tax - Loan Repay	2000-99-99-92000-408050	234,144	28	234,172	Adjust fund based on updated revenue projections.
Public Works	2000	State Gas Tax - RMRA	2000-99-99-92000-408060	3,412,358	425,117	3,837,475	Adjust fund based on updated revenue projections.
Public Works	2301	Fed Reimb-Capital	2301-99-99-92301-482020	804 0008-2301-98	105,000	27,395,634	True-up of project budget.
Public Works	2000	Transfers in - from EQUIP REPLACEMENT (FURN & EQUIP)	2000-99-99-92000-807510	-	18,000	18,000	Equipment replacement.
Public Works	4105	Special Taxes	4105-99-99-94105-404000	102,220	7,328	109,548	Adjusted to match FY 2019/20 Special Tax Requirement for each bonded district.
Public Works	4105	Transfers In - From SUCCESSOR AGENCY ADMIN FUND	4105-99-99-94105-804800	281,036	(3,848)	277,188	Adjusted to match FY 2019/20 Special Tax Requirement for each bonded district.
Public Works	4106	Transfers In - From SUCCESSOR AGENCY ADMIN FUND	4106-99-99-94106-804800	1,202,696	(27,501)	1,175,195	Adjusted to match FY 2019/20 Special Tax Requirement for each bonded district.
Public Works	4108	Special Taxes	4108-99-99-94108-404000	422,110	(6,678)	415,432	Adjusted to match FY 2019/20 Special Tax Requirement for each bonded district.
Public Works	4114	Special Taxes	4114-99-99-94114-404000	192,290	6,248	198,538	Adjusted to match FY 2019/20 Special Tax Requirement for each bonded district.
<b>REVENUE TOTAL</b>				<b>\$ 41,384,073</b>	<b>\$ 2,679,667</b>	<b>\$ 44,063,740</b>	
Financial & Management Services	3000	Transfers to DIF - LIBRARY	3000-99-99-93000-902908	\$ 250,199	\$ 1,850,000	\$ 2,100,199	Return to Fund Balance.
Financial & Management Services	3000	Transfers to CAPITAL PROJECTS REIMBURSEMENT	3000-99-99-93000-903008	299,737	176,852	476,589	Return to Fund Balance.
Financial & Management Services	3000	Transfer to FACILITIES REPLACEMENT RESERVE	3000-99-99-93000-907330	1,649,806	168,351	1,818,157	Return to Fund Balance.
Financial & Management Services	7220	Depreciation	7220-99-99-97220-694110	800,000	(300,000)	500,000	Depreciation Expense Adjustment.
Financial & Management Services	7320	Depreciation	7320-99-99-97320-694110	367,000	150,000	517,000	Depreciation Expense Adjustment.
Financial & Management Services	7330	Transfers to - within cat FACILITIES MAINTENANCE ASSET FUND	7330-99-99-97330-927320	882,803	134,197	1,017,000	Depreciation Expense Adjustment.
Financial & Management Services	8884	Transfers to HOME (FEDERAL) FUND	8884-99-99-98884-902506	-	263,000	263,000	Adjusting budget for expected expenses.
Financial & Management Services	6011	Improvements Other than Bldg	6011-30-80-45510-660610	819,797	104,100	923,897	Annex 1 parking lot installation.
Financial & Management Services	6011	Amortization - Utility Distribution System	6011-99-99-96011-694112	-	177,000	177,000	Allocating budget for amortization payment.
Financial & Management Services	6010	Maint & Repair - Streetlights	6010-30-80-45512-620950	-	75,000	75,000	Streetlight maintenance.
Financial & Management Services	6010	Renewable Energy	6010-30-80-45510-710148	900,241	693,000	1,593,241	Adjusting budget per Renewable Energy Procurement plan.
Financial & Management Services	7220	Transfers to EQUIPMENT REPLACEMENT RESERVE	7220-99-99-97220-907510	-	(20,000)	(20,000)	True-up of transfers.
Fire	2503	Salaries-Regular	2503-40-47-74106-611110	-	38,031	38,031	Establishing budget for SHSP grant. Funds to be reimbursed.
Parks & Community Services	5011	Oper Mtrls - Recreation	5011-50-58-35318-630312	18,800	12,000	30,800	Adjusting sports budget.
Parks & Community Services	5011	Contractual Svcs - Other	5011-50-58-35313-625099	73,600	21,000	94,600	Adjusting budget for expected expenses.
Public Works	2000	CIP Other	2000-70-77-80001-720199	801 0085-2000A-99	544,739	8,210,290	True-up of project budget.
Public Works	2301	CIP Other	2301-70-77-80004-720199	804 0008-2301-99	105,000	105,000	True-up of project budget.
Public Works	7510	Transfers to GAS TAX FUND	7510-99-97-88120-902000	-	18,000	18,000	Equipment replacement.
Public Works	2000	Mach-Equip-Repl - Furn & Equip	2000-70-78-45311-660320	-	18,000	18,000	Equipment replacement.
Public Works	4800	Transfers to TOWNGATE IMPR SPCL TAX	4800-99-99-94800-904105	281,036	(3,848)	277,188	Adjusted to match FY 2019/20 Special Tax Requirement for each bonded district.
Public Works	4800	Transfers to 2007 TOWNGATE SPCL TAX	4800-99-99-94800-904106	1,202,696	(27,501)	1,175,195	Adjusted to match FY 2019/20 Special Tax Requirement for each bonded district.
<b>EXPENSES TOTAL</b>				<b>\$ 15,211,266</b>	<b>\$ 4,196,921</b>	<b>\$ 19,408,187</b>	

**CITY OF MORENO VALLEY  
GENERAL FUND  
FY 2020/21 Proposed Amendments**

Department	Fund	Account Description	General Ledger Account	Project	Fiscal Year 2020/21 Amended Budget	Proposed Amendment	Revised Budget	Description - Proposed Adjustment
Fire	1010	Annual Fire Inspection Fees	1010-40-46-30210-520010		\$ 442,900	\$ (20,900)	\$ 422,000	Adjusting budget based on historical trends.
Financial & Management Services	1010	Cannabis Business Tax	1010-30-37-25420-405020		2,200,000	(10,733)	2,189,267	Adjusting budget for expected revenues.
<b>REVENUE TOTAL</b>					<b>\$ 2,642,900</b>	<b>\$ (31,633)</b>	<b>\$ 2,611,267</b>	
City Council	1010	Salaries-Temporary	1010-10-01-10010-611310		\$ -	\$ 60,000	\$ 60,000	Budgeting for expected temporary staff expenses.
Financial & Management Services	1010	Software Maint/Support/License	1010-30-39-25410-625010		1,032,029	210,000	1,242,029	Adjustment to Software Maintenance/Support/Licenses for Accela ACP (SimpliCITY) & ACA subscriptions.
Human Resources	1010	Professional Svcs - Other	1010-18-21-18020-620299		104,400	13,000	117,400	Allocating budget for safety program update.
Police	1010	Agency Svcs - Cnty	1010-60-67-40210-620320		7,278,191	(100,238)	7,177,953	Adjusting budget for delay in cannabis compliance needed.
Police	1010	Agency Svcs - Cnty	1010-60-69-40410-620320		5,542,076	(212,677)	5,329,399	Adjusting budget for delay in cannabis compliance needed.
<b>EXPENSES TOTAL</b>					<b>\$ 13,956,696</b>	<b>\$ (29,915)</b>	<b>\$ 13,926,781</b>	

**CITY OF MORENO VALLEY  
NON-GENERAL FUND  
FY 2020/21 Proposed Amendments**

Department	Fund	Account Description	General Ledger Account	Project	Fiscal Year 2020/21 Amended Budget	Proposed Amendment	Revised Budget	Description - Proposed Adjustment
City Attorney	2013	Civil Penalties	2013-14-10-14011-440070		\$ 5,000	\$ (5,000)	\$ -	Budget projection revision.
<b>REVENUE TOTAL</b>					<b>\$ 5,000</b>	<b>\$ (5,000)</b>	<b>\$ -</b>	
City Attorney	2013	Nuisance Abatement	2013-14-10-14011-625015		\$ 29,878	\$ (29,878)	\$ -	Budget projection revision.
Financial & Management Services	7220	Depreciation	7220-99-99-97220-694110		800,000	(300,000)	500,000	Depreciation Expense Adjustment.
Financial & Management Services	7320	Depreciation	7320-99-99-97320-694110		367,000	150,000	517,000	Depreciation Expense Adjustment.
Financial & Management Services	6010	Salaries-Regular	6010-30-80-45510-611110		883,070	12,192	895,262	As a result of operational changes the Management Analyst is being updated to a Senior Management Analyst.
Parks & Community Services	5011	Oper Mtrls - Recreation	5011-50-58-35318-630312		16,800	12,000	28,800	Adjusting sports budget.
Parks & Community Services	5011	Contractual Svcs - Other	5011-50-58-35313-625099		77,300	28,000	105,300	Adjusting budget for expected expenses.
<b>EXPENSES TOTAL</b>					<b>\$ 2,174,048</b>	<b>\$ (127,686)</b>	<b>\$ 2,046,362</b>	

City of Moreno Valley  
 FY 2019/20 - 2020/21  
 City Position Summary

Position Title	FY	FY	FY	FY	FY	FY	FY	FY	FY
	2014/15 No.	2015/16 No.	2016/17 No.	2017/18 No.	2018/19 No.	2019/20 Adj.	2019/20 No.	2020/21 Adj.	2020/21 No.
Accountant I	2	1	1	1	1	-	1	-	1
Accountant II	1	1	1	1	1	-	1	-	1
Accounting Asst	3	3	3	3	3	-	3	-	3
Accounting Technician	3	2	2	2	2	-	2	-	2
Accounts Payable Supervisor	1	1	1	1	1	-	1	-	1
Administrative Asst	7	7	8	8	8	-	8	-	8
Administrative Services Dir	1	1	1	-	-	-	-	-	-
After School Prog Coordinator	-	-	-	-	-	-	-	-	-
After School Prog Specialist	-	-	-	-	-	-	-	-	-
After School Prog Supervisor	-	-	-	-	-	-	-	-	-
Animal Care Technician	4	5	5	5	5	-	5	-	5
Animal Care Technician Supervisor	-	-	-	1	1	-	1	-	1
Animal Control Officer	7	7	7	7	7	-	7	-	7
Animal Rescue Coordinator	-	1	1	1	1	-	1	-	1
Animal Services Asst	2	4	4	4	4	-	4	-	4
Animal Svcs Dispatcher	2	1	1	1	1	-	1	-	1
Animal Svcs Division Manager	1	1	1	1	1	-	1	-	1
Animal Svcs Field Supervisor	1	1	1	1	1	-	1	-	1
Animal Svcs License Inspector	1	1	1	1	1	-	1	-	1
Animal Svcs Office Supervisor	1	1	1	1	1	-	1	-	1
Applications & DB Admin	2	2	1	1	1	-	1	-	1
Applications Analyst	2	2	1	1	1	-	1	-	1
Assistant City Attorney	-	1	1	1	1	-	1	-	1
Assistant City Clerk	-	-	-	-	-	-	-	-	-
Assoc Environmental Engineer	1	1	1	-	-	-	-	-	-
Associate Engineer	5	4	4	4	4	-	4	-	4
Associate Planner	4	4	4	4	4	-	4	-	4
Asst Buyer	2	2	2	2	2	-	2	-	2
Asst City Manager	1	1	1	1	1	-	1	-	1
Asst Crossing Guard Spvr	1	1	1	1	1	-	1	-	1
Asst Network Administrator	2	2	1	1	1	-	1	-	1
Asst to the City Manager	1	-	-	-	-	-	-	-	-
Asst. Applications Analyst	-	-	-	-	-	-	-	-	-
Assistant City Manager (Administration)/Chief Financial Officer	-	-	-	-	-	1	1	-	1
Banquet Facility Rep	1	1	1	1	1	-	1	-	1
Budget Officer	-	-	-	-	-	-	-	-	-
Building & Neighborhood Services Div Mgr	1	-	-	-	-	-	-	-	-
Building Safety Supervisor	-	1	1	1	1	-	1	-	1
Building Div Mgr / Official	-	-	-	-	-	-	-	-	-
Building Inspector I I	4	4	4	4	4	-	4	-	4
Business License Liaison	-	1	1	1	1	-	1	-	1
Bus. Support & Neigh Prog Admin	-	-	-	-	-	-	-	-	-
Cable TV Producer	2	4	2	2	2	-	2	-	2
Capital Projects Division Manager	-	-	1	1	1	-	1	-	1
Chief Financial Officer/City Treasurer	1	1	1	1	1	(1)	-	-	-
Child Care Asst	4	4	4	4	4	-	4	-	4
Child Care Instructor I I	4	4	4	4	4	-	4	-	4
Child Care Program Manager	1	1	1	1	1	-	1	-	1
Child Care Site Supervisor	4	4	4	4	4	-	4	-	4
City Attorney	1	1	1	1	1	-	1	-	1
City Clerk	1	1	1	1	1	-	1	-	1
City Manager	1	1	1	1	1	-	1	-	1
Code & Neigh Svcs Division Manager	-	-	-	1	1	-	1	-	1
Code & Neigh Svcs Official	-	-	-	-	-	-	-	-	-
Code Compliance Field Sup.	1	1	1	-	-	-	-	-	-
Code Compliance Officer I/I I	6	6	6	6	6	-	6	-	6
Code Supervisor	-	-	-	-	-	-	-	-	-
Comm & Economic Dev Director	-	-	-	-	-	-	-	-	-
Community Dev Director	1	1	1	1	1	-	1	-	1
Community Services Coordinator	-	-	3	3	4	-	4	-	4
Community Svcs Supervisor	1	1	1	1	1	-	1	-	1
Construction Inspector	5	5	5	5	2	-	2	-	2





City of Moreno Valley  
 FY 2019/20 - 2020/21  
 City Position Summary

Position Title	FY	FY	FY	FY	FY	FY	FY	FY	FY
	2014/15 No.	2015/16 No.	2016/17 No.	2017/18 No.	2018/19 No.	2019/20 Adj.	2019/20 No.	2020/21 Adj.	2020/21 No.
Sr Management Analyst	3	4	5	4	3	-	3	-	3
Sr Office Asst	3	3	3	2	2	-	2	-	2
Sr Park Ranger	-	-	-	-	-	-	-	-	-
Sr Parking Control Officer	1	1	1	1	1	-	1	-	1
Sr Parks Maint Technician	2	2	2	2	2	-	2	-	2
Sr Payroll Technician	1	1	1	1	1	-	1	-	1
Sr Permit Technician	2	2	2	2	2	-	2	-	2
Sr Planner	2	2	2	2	2	(1)	1	-	1
Sr Recreation Program Leader	2	2	2	2	2	-	2	-	2
Sr Telecomm Technician	2	2	1	1	1	-	1	-	1
Sr Traffic Engineer	1	-	-	-	-	-	-	-	-
Sr Traffic Signal Technician	1	1	1	1	1	-	1	-	1
Storekeeper	1	1	1	1	1	-	1	-	1
Storm Water Prog Mgr	1	1	1	-	-	-	-	-	-
Strategic Initiatives Manager	-	-	-	1	1	-	1	-	1
Street Maintenance Supervisor	2	2	2	2	2	-	2	-	2
Sustainability & Intergovernmental Prog Mgr	1	-	-	-	-	-	-	-	-
Technology Services Div Mgr	2	2	1	-	-	-	-	-	-
Telecomm Engineer / Admin	2	2	1	1	1	-	1	-	1
Telecomm Technician	2	2	1	1	1	-	1	-	1
Traffic Operations Supervisor	1	1	1	1	1	-	1	-	1
Traffic Sign / Marking Tech I	1	1	1	1	1	-	1	-	1
Traffic Sign/Marking Tech II	2	2	2	2	2	-	2	-	2
Traffic Signal Technician	2	2	2	2	2	-	2	-	2
Trans Div Mgr / City Traf Engr	1	1	1	1	1	-	1	-	1
Treasury Operations Div Mgr	1	1	1	1	1	-	1	-	1
Tree Trimmer	1	-	-	-	-	-	-	-	-
Vehicle / Equipment Technician	3	3	3	3	4	(1)	3	-	3
<b>Total</b>	<b>375</b>	<b>374</b>	<b>356</b>	<b>356</b>	<b>361</b>	<b>1</b>	<b>362</b>	<b>-</b>	<b>362</b>