



## Report to City Council

---

**TO:** Mayor and City Council  
Mayor and City Council Acting in its Capacity as President and Members of the Board of Directors of the Moreno Valley Community Services District (CSD)  
Mayor and City Council Acting in its Capacity as Chairman and Commissioners of the Moreno Valley Housing Authority (HA)  
Mayor and City Council Acting in its Capacity as Members of the Moreno Valley Successor Agency (SA)  
Mayor and City Council Moreno Valley Community Foundation (MVCF)

**FROM:** Brian Mohan, Assistant City Manager  
Mike Lee, City Manager

**AGENDA DATE:** June 20, 2023

**TITLE:** FISCAL YEAR 2022/23 THIRD QUARTER BUDGET REVIEW AND APPROVAL OF THE THIRD QUARTER BUDGET AMENDMENTS

---

### **RECOMMENDED ACTION**

#### **Recommendations: That the City Council:**

1. Receive and file the Fiscal Year 2022/23 Third Quarter Financial Summary and
2. Adopt Resolution No. 2023-50. A resolution of the City Council of the City of Moreno Valley, California, adopting the revised operations and capital budgets for Fiscal Year 2022/23.

#### **Recommendation: That the CSD:**

1. Adopt Resolution No. CSD 2023-52. A resolution of the Moreno Valley Community Services District (CSD) of the City of Moreno Valley, California, adopting the revised operating and capital budgets for Fiscal Year 2022/23.

**Recommendation: That the HA:**

1. Adopt Resolution No. HA 2023-03. A resolution of the Moreno Valley Housing Authority (HA) of the City of Moreno Valley, California, adopting the revised operating and capital budgets for Fiscal Year 2022/23.

**Recommendation: That the City Council as SA:**

1. Adopt Resolution No. SA 2023-04. A resolution of the Successor Agency (SA) to the Community Redevelopment Agency of the City of Moreno Valley, California, adopting the revised operating and capital budgets for Fiscal Year 2022/23.

**Recommendation: That the MVCF:**

1. Adopt Resolution No. MVCF 2023-03. A resolution of the Moreno Valley Community Foundation (MVCF) of the City of Moreno Valley, California, adopting the revised operating and capital budgets for Fiscal Year 2022/23.

**SUMMARY**

This report provides the Third Quarter Financial Summary, which updates the Mayor and City Council regarding current year financial trends through March 31, 2023. This report also requests the approval of certain FY 2022/23 revenue and expenditure budget amendments.

This item was noticed on the May 23, 2023 Finance Subcommittee agenda for review and discussion.

**DISCUSSION**

Based on a long-term practice of maintaining a structurally balanced budget and being identified as one of the most fiscally fit cities in the Country, on May 4, 2021, the City Council continued this trend and adopted the Two-Year Operating Budget for Fiscal Years 2021/22 – 2022/23, while adhering to those past practices. Additionally, as established after the last recession, the budget continues to fund and maintain separate reserves specifically established for periods of economic uncertainty or natural disasters. The budget included all component units of the City, including the General Fund, Community Services District, Housing Authority, Successor Agency, and the Moreno Valley Community Foundation. During the two-year budget period, the City Council will be updated of the City's financial condition through the process of Quarterly Budget Reviews. This ongoing process ensures a forum to review expenditure and revenue changes from the estimates made in the budget document. Additionally, any significant changes in projected revenue or unanticipated expenditures that may occur will be presented to the City Council.

This report provides the FY 2022/23 Third Quarter Financial Summary for the first nine months, July thru March. The Third Quarter Financial Summary will focus primarily on the City's General Fund. This review will also present nine-month operational results

from other key funds.

The City Council's direction of "Maintain a Balanced General Fund Budget" serves as a foundation for the fiscal status of City operations. Ongoing funding is directed to sustain ongoing operational expenses; one-time funding is directed toward one-time expenditures. This report identifies the budget adjustments as recommended by the City Manager.

## **FISCAL YEAR 2022/23 THIRD QUARTER FINANCIAL SUMMARY**

This Third Quarter Report updates the Mayor and City Council regarding current year financial trends and provides the opportunity for the City Council to review the recommended actions as they relate to revenues and expenditures.

### **General Fund Revenue Update**

Revenue receipts do not follow an even schedule. Although 75% of the fiscal year has elapsed, based on historic trends revenues are estimated to be at approximately 63% of the budgeted amount. Actual revenues received are currently 69% of budget. As the FY 2022/23 revenue estimates were developed prior to the adoption of the budget on May 4, 2021, the revenue estimates may require adjustments based on the FY 2022/23 actuals and revised projections throughout the year. Although there will be variances in some of the amounts budgeted, the total is expected to remain within 1% of the amended budget for the year. It should be noted that the lag in timing of revenue receipts helps illustrate the need for an operating cash reserve throughout each fiscal year.

### **General Fund Expenditure Update**

Although not all expenditures follow a straight-line spending pattern, operating expenditures should track close to within 75% of budget for the year at the end of the first nine months. As of March 31, 2023, total General Fund expenditures were at 60%. This pace is within expectations for most activities in the General Fund.

## **FISCAL YEAR 2022/23 BUDGET ADJUSTMENTS**

The FY 2022/23 General Fund revenue budget, as amended, totals approximately \$141 million. Based on economic activity and revenue collections through March 2023, staff is recommending a Third Quarter budget increase of \$2.6 million to approximately \$143.6 million.

The FY 2022/23 General Fund expenditures budget as currently amended, which includes a one-time \$3.3 million expenditure from fund balance for the Senior Center Expansion project, totals approximately \$146 million. The recommended Third Quarter budget amendments increase expenditures by \$1.3 million to \$147 million. *The fund continues to be structurally balanced, without the use of fund balance for ongoing operations.* The specific budget adjustments for the General Fund are summarized in

Attachment 1.

Fund	Type (Rev/Exp)	FY 2022/23 Amended Budget	Proposed Adjustments	FY 2022/23 Amended Budget	Proposed Adjustments (%)
General Fund	Rev	\$141,081,959	\$2,556,552	\$143,638,511	<1%
General Fund	Exp	\$145,626,895	\$1,302,276	\$146,929,171	<1%
	Net Total	(\$4,544,936)	\$1,254,276	(\$3,290,660)	

Summaries of Other Major Funds

The following provides a summary of some of the proposed budget adjustments to other major funds. A complete list of all changes are identified in Attachment 1.

Development Impact Fees (various)

Adjusting budget based on actual revenue received.

Moreno Valley Utility (Fund 6010)

Adjusting budget for projected expenses.

**ALTERNATIVES**

1. Approve Recommended Actions as set forth in this staff report, including the approval of the budget adjustments, as presented in Attachment 1. The approval of these items will allow ongoing activities to be carried out in the current fiscal year and the City is able to modify budgets and operations as necessary through this quarterly review, while retaining a structurally balanced General Fund budget. *Staff recommends this alternative.*
2. Do not approve proposed Recommended Actions as set forth in this staff report, including the resolutions adopting the budget adjustments to the budget, as presented in Attachment 1. *Staff does not recommend this alternative.*

**FISCAL IMPACT**

The City's Operating and Capital Budgets provide the funding and expenditure plan for all funds. As such, they serve as the City's financial plan for the fiscal year. The fiscal

impacts for the proposed budget amendments are identified in Attachment 1.

## **NOTIFICATION**

Publication of the agenda.

## **PREPARATION OF STAFF REPORT**

Prepared By:  
Stephanie Cuff  
Senior Management Analyst

Department Head Approval:  
Brian Mohan  
Chief Financial Officer/City Treasurer

Concurred By:  
Launa Jimenez  
Financial Resources Division Manager

Approved by:  
Mike Lee  
City Manager

## **CITY COUNCIL GOALS**

**Revenue Diversification and Preservation.** Develop a variety of City revenue sources and policies to create a stable revenue base and fiscal policies to support essential City services, regardless of economic climate.

**Public Safety.** Provide a safe and secure environment for people and property in the community, control the number and severity of fire and hazardous material incidents, and provide protection for citizens who live, work and visit the City of Moreno Valley.

**Public Facilities and Capital Projects.** Ensure that needed public facilities, roadway improvements, and other infrastructure improvements are constructed and maintained.

**Community Image, Neighborhood Pride and Cleanliness.** Promote a sense of community pride and foster an excellent image about our City by developing and executing programs which will result in quality development, enhanced neighborhood preservation efforts, including home rehabilitation and neighborhood restoration.

## **CITY COUNCIL STRATEGIC PRIORITIES**

- 1. Economic Development**
- 2. Public Safety**
- 3. Library**
- 4. Infrastructure**
- 5. Beautification, Community Engagement, and Quality of Life**
- 6. Youth Programs**

## **ATTACHMENTS**


To view large attachments, please click your “bookmarks”  on the left hand side of this document for the necessary attachment.

1. FY 2022/23 Third Quarter Financial Summary
2. Attachment 1 - Proposed Amendments
3. City Resolution 2023-XX
4. CSD Resolution 2023-XX
5. HA Resolution 2023-XX
6. SA Resolution 2023-XX
7. MVCF Resolution 2023-XX

**APPROVALS**

Budget Officer Approval	<u>✓ Approved</u>	6/09/23 10:10 AM
City Attorney Approval	<u>✓ Approved</u>	
City Manager Approval	<u>✓ Approved</u>	6/12/23 8:42 AM

**RESULT:**        **APPROVED BY CONSENT VOTE [UNANIMOUS]**  
**MOVER:**        Ed Delgado, Mayor Pro Tem  
**SECONDER:**    Elena Baca-Santa Cruz, Council Member  
**AYES:**         Cabrera, Delgado, Marquez, Barnard, Baca-Santa Cruz



# City of Moreno Valley Fiscal Year 2022/23 Third Quarter Financial Summary

---

**TO:** Mayor and City Council  
**FROM:** Brian Mohan, Chief Financial Officer/City Treasurer  
**DATE:** June 20, 2023

---

## INTRODUCTION

On May 4, 2021, the City Council adopted the Two-Year Operating Budget for Fiscal Years (FY) 2021/22 – 2022/23. During the two-year budget period, the City Council will be kept apprised of the City's financial condition through the process of First Quarter, Mid-Year and Third Quarter Reviews. This ongoing process ensures a forum to look at expenditure and revenue deviations from the estimates made in the budget document. Additionally, any significant changes in projected revenue or unanticipated expenditures that may occur will be shared with the City Council.

This report provides a review of the unaudited financial results at the Third Quarter of FY 2022/23 (July 2022 – March 2023, 75% of the fiscal year).

## CITYWIDE OPERATING EXPENDITURE SUMMARY

The following table contains a summary of the adopted budget, amended budget and expenditures through Third Quarter. The totals represent each major fund type and component unit of the City.

**Table 1. Citywide Operating Expenditures**

	FY 2022/23 Adopted Budget	FY 2022/23 Amended Budget	Actuals as of 3/31/23 (unaudited)	% of Amended Budget
<b>Fund/Component Unit</b>				
General Fund	\$ 124,521,412	\$ 145,597,735	\$ 86,044,292	59.1%
Community Services District (CSD)	23,946,062	33,565,352	15,767,163	47.0%
Successor Agency	4,173,275	2,677,466	2,150,925	80.3%
Housing Fund	165,000	279,870	154,121	55.1%
Special Revenue Funds	32,127,095	118,306,936	51,407,097	43.5%
Capital Projects Funds	1,213,705	105,062,760	23,213,643	22.1%
Electric Utility Funds	42,022,198	53,229,394	29,220,171	54.9%
Internal Service Funds	11,562,936	13,553,556	8,267,495	61.0%
Debt Service Funds	4,247,163	4,247,163	2,556,308	60.2%
<b>Total</b>	<b>\$ 243,978,846</b>	<b>\$ 476,520,232</b>	<b>\$ 218,781,215</b>	<b>45.9%</b>

Actions taken by the City Council after the May 4, 2021 adoption of the two-year budget and included in the Amended Budget are:

- Throughout the fiscal year, there are also budget amendments to reflect the acceptance of grants and adjustments to contractual services and material/supplies. The individual amendments are reviewed as part of separate City Council agenda items.
- Much of this Third Quarter update will focus on the General Fund, as it supports all basic services provided to City residents. Highlights for other key component funds will be discussed at a summary level as well.



GENERAL FUND OPERATING

**Table 2. General Fund Operations**

	FY 2022/23 Adopted Budget	FY 2022/23 Amended Budget	Actuals as of 3/31/23 (unaudited)	% of Amended Budget
<b>Revenues:</b>				
Taxes:				
Property Tax	\$ 18,838,500	\$ 19,738,500	\$ 12,108,630	61.3%
Property Tax in-lieu	25,623,093	25,623,093	12,969,354	50.6%
Utility Users Tax	15,717,540	15,717,540	14,061,175	89.5%
Sales Tax	23,005,000	36,725,489	22,171,415	60.4%
Other Taxes	16,653,787	16,666,375	13,104,629	78.6%
Licenses & Permits	5,364,135	5,614,135	4,161,304	74.1%
Intergovernmental	345,000	610,803	455,603	74.6%
Charges for Services	12,797,871	14,077,395	12,077,312	85.8%
Use of Money & Property	4,669,753	4,669,753	4,347,539	93.1%
Fines & Forfeitures	504,500	504,500	364,328	72.2%
Miscellaneous	166,000	166,000	188,516	113.6%
<b>Total Revenues</b>	<b>\$ 123,685,179</b>	<b>\$ 140,113,583</b>	<b>\$ 96,009,805</b>	<b>68.5%</b>
<b>Expenditures:</b>				
Personnel Services	\$ 25,197,956	\$ 28,581,747	\$ 19,049,584	66.6%
Contractual Services	86,478,353	71,757,383	40,028,457	55.8%
Material & Supplies	2,108,180	3,765,294	1,883,043	50.0%
General Government	-	-	-	-
Debt Service	-	-	-	-
Fixed Charges	6,171,821	6,171,821	4,449,714	72.1%
Fixed Assets	-	45,739	8,104	17.7%
<b>Total Expenditures</b>	<b>\$ 119,956,310</b>	<b>\$ 110,321,984</b>	<b>\$ 65,418,902</b>	<b>59.3%</b>
<i>Excess (Deficiency) of Revenues Over (Under) Expenditures</i>	\$ 3,728,869	\$ 29,791,599	\$ 30,590,903	
<b>Transfers:</b>				
Transfers In	\$ 845,573	\$ 939,216	\$ 65,573	7.0%
Transfers Out	4,565,102	35,275,751	20,625,390	58.5%
<b>Net Transfers</b>	<b>\$ (3,719,529)</b>	<b>\$ (34,336,535)</b>	<b>\$ (20,559,818)</b>	
Total Revenues & Transfers In	\$ 124,530,752	\$ 141,052,799	\$ 96,075,378	68.1%
Total Expenditures & Transfers Out	124,521,412	145,597,735	86,044,292	59.1%
<b>Net Change of Fund Balance</b>	<b>\$ 9,340</b>	<b>\$ (4,544,936)</b>	<b>\$ 10,031,086</b>	

## General Fund Operating Revenues

The General Fund is comprised of several revenue types. However, the main sources include property tax, utility user's tax, and sales tax. Each of these is affected by different economic activity cycles and pressures. Miscellaneous revenue consists of claims, donations, business license report fees, business fees for events, etc.

**Table 3. General Fund Operating Revenues**

	FY 2022/23 Adopted Budget	FY 2022/23 Amended Budget	Actuals as of 3/31/23 (unaudited)	% of Amended Budget
<b>Revenues:</b>				
Taxes:				
Property Tax	\$ 18,838,500	\$ 19,738,500	\$ 12,108,630	61.3%
Property Tax in-lieu	25,623,093	25,623,093	12,969,354	50.6%
Utility Users Tax	15,717,540	15,717,540	14,061,175	89.5%
Sales Tax	23,005,000	36,725,489	22,171,415	60.4%
Other Taxes	16,653,787	16,666,375	13,104,629	78.6%
Licenses & Permits	5,364,135	5,614,135	4,161,304	74.1%
Intergovernmental	345,000	610,803	455,603	74.6%
Charges for Services	12,797,871	14,077,395	12,077,312	85.8%
Use of Money & Property	4,669,753	4,669,753	4,347,539	93.1%
Fines & Forfeitures	504,500	504,500	364,328	72.2%
Miscellaneous	166,000	166,000	188,516	113.6%
<b>Total Revenues</b>	<b>\$ 123,685,179</b>	<b>\$ 140,113,583</b>	<b>\$ 96,009,805</b>	<b>68.5%</b>

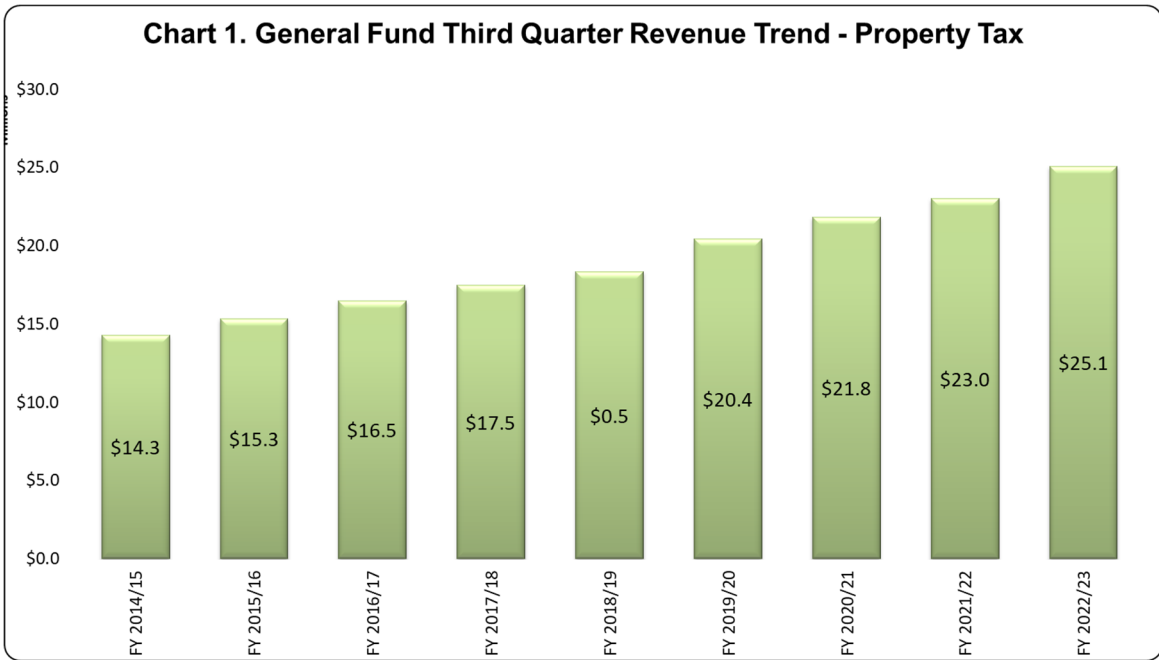
## Property Taxes/Property Taxes In-Lieu

Property taxes were budgeted to increase by 8% from the FY 2021/22 Amended Budget. The annual schedule of property tax payments from the County of Riverside will provide payments to the City based on the following estimated schedule:

### Secured Property Tax Payment Dates

Settlement 1	January
Settlement 2	May
Settlement 3	August
Teeter Settlement	October

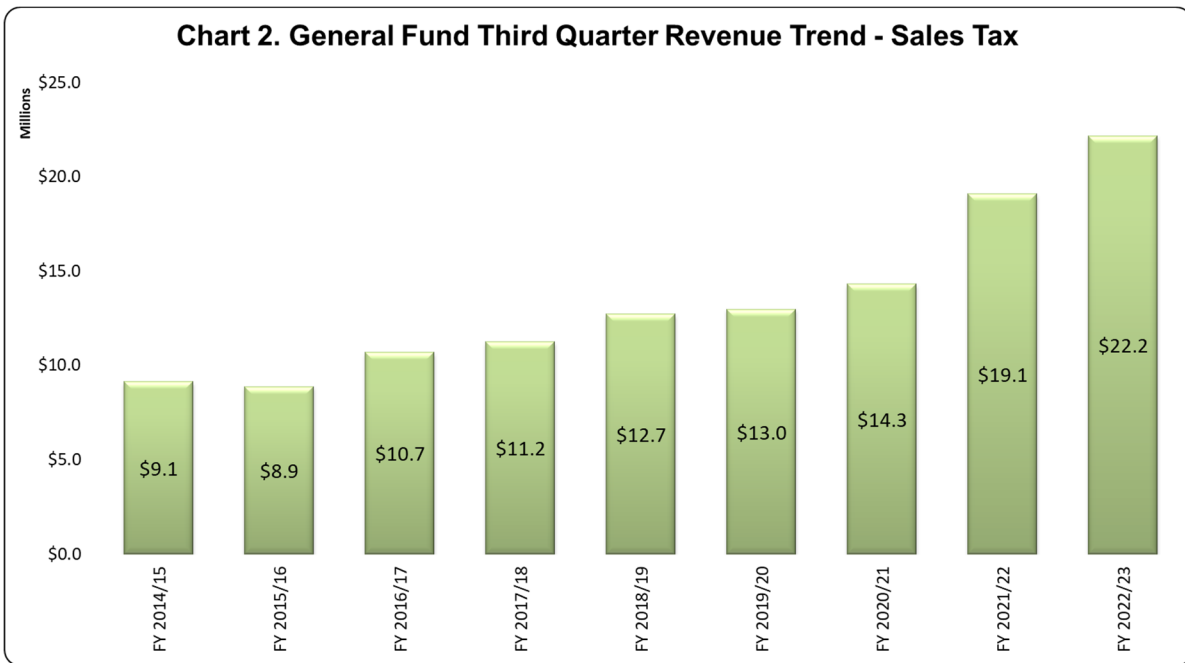
Based on historical averages of actual receipts, the City is estimated to receive less than 55% of the budgeted property tax revenue through Third Quarter. The City has currently received 55% through Third Quarter. Property taxes will continue to be monitored as property valuations may adjust through the year based on property sales and assessment appeals filed with the County.



**Sales Taxes**

Sales taxes were budgeted to increase by 29% as compared to the FY 2021/22 Amended Budget. Sales tax receipt trends will need to be continually monitored through the year for possible future budget adjustments.

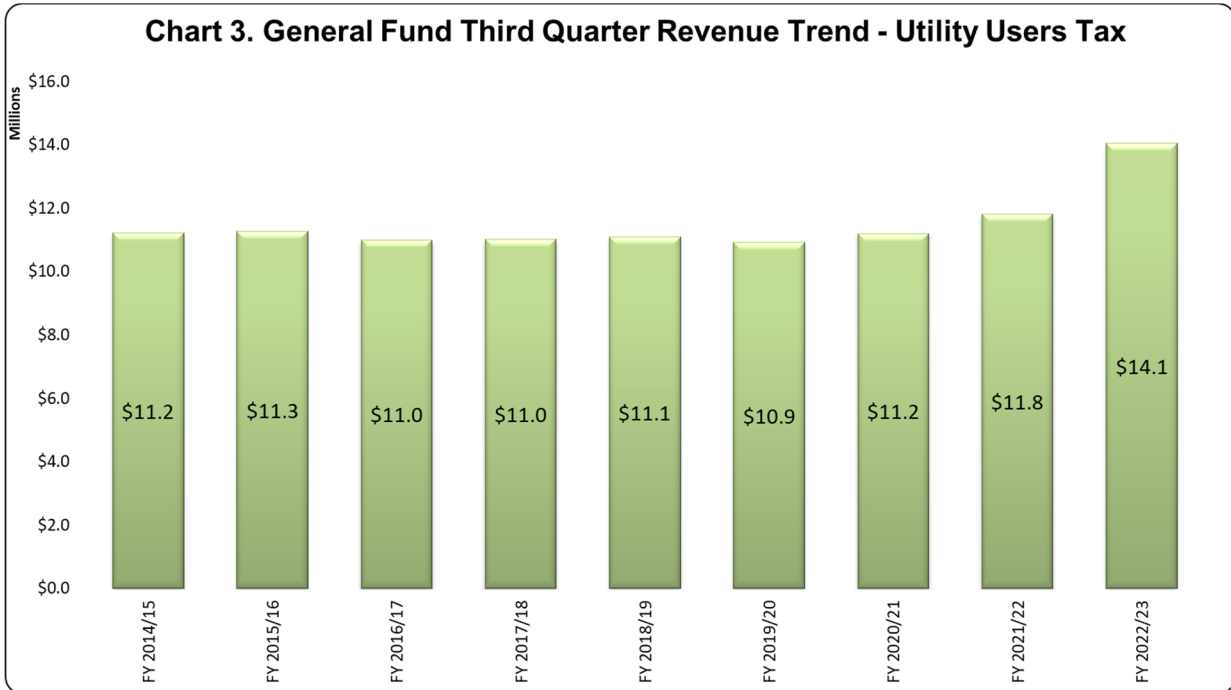
Based on historical averages of actual receipts, the City is estimated to receive 63% of the budgeted sales tax revenue through Third Quarter. The City has currently received 60% through Third Quarter.



### Utility Users Tax Utility

Utility Users Tax were budgeted to remain the same as compared to FY 2021/22 Amended Budget. This projection is primarily due to competitive forces within the communications markets.

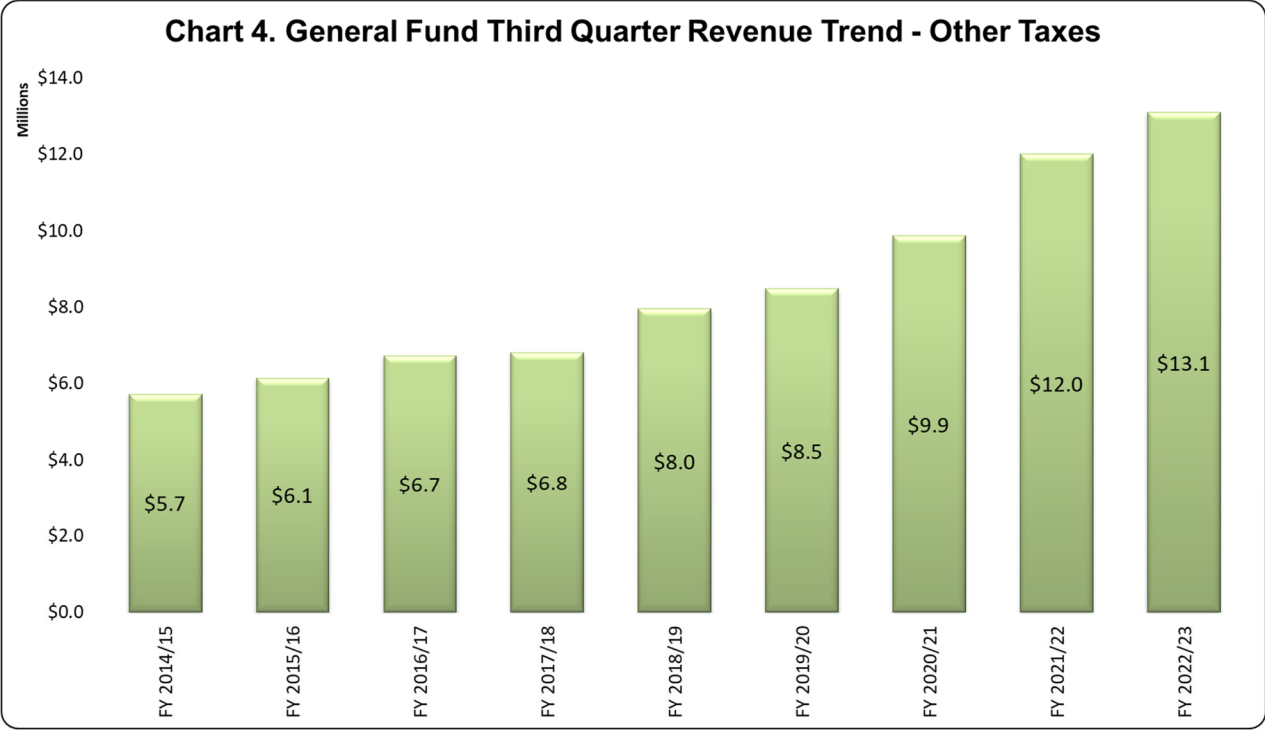
Based on historical averages of actual receipts, the City is estimated to receive 70% of the budgeted utility users tax revenue through Third Quarter. The City has currently received 90% through Third Quarter.



### Other Taxes

Other taxes are primarily composed of Business Gross Receipts, Transient Occupancy Tax, Documentary Transfer Tax, and Franchise Fees. Collectively, other taxes were budgeted to increase 9% from the FY 2021/22 Amended Budget.

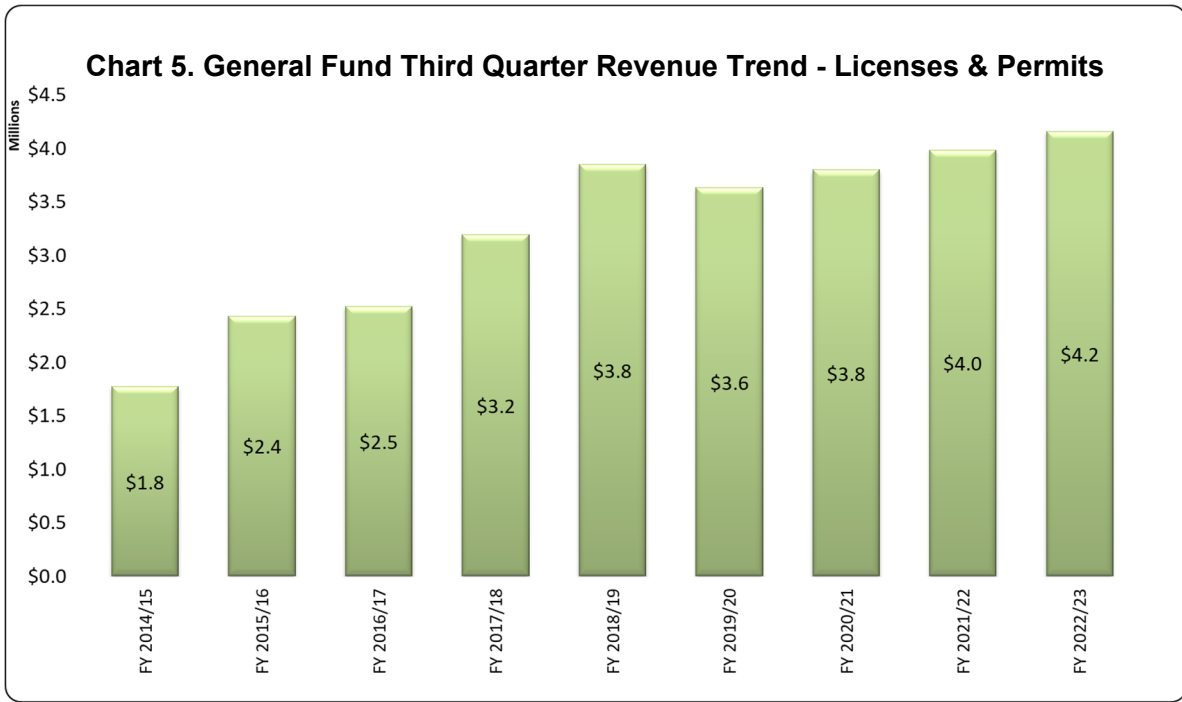
Based on historical averages of actual receipts, the City is estimated to receive 69% of the budgeted Other Taxes revenue through Third Quarter. The City has currently received 79% through Third Quarter.



**Licenses & Permits**

Licenses & Permits are primarily composed of Business Permits, to include Cannabis Business Permits, as well as Animal Licenses, Building, Electrical, Mechanical, Plumbing and other permits. Collectively, Licenses & Permits were conservatively budgeted to increase by 2% as compared to the FY 2021/22 Amended Budget.

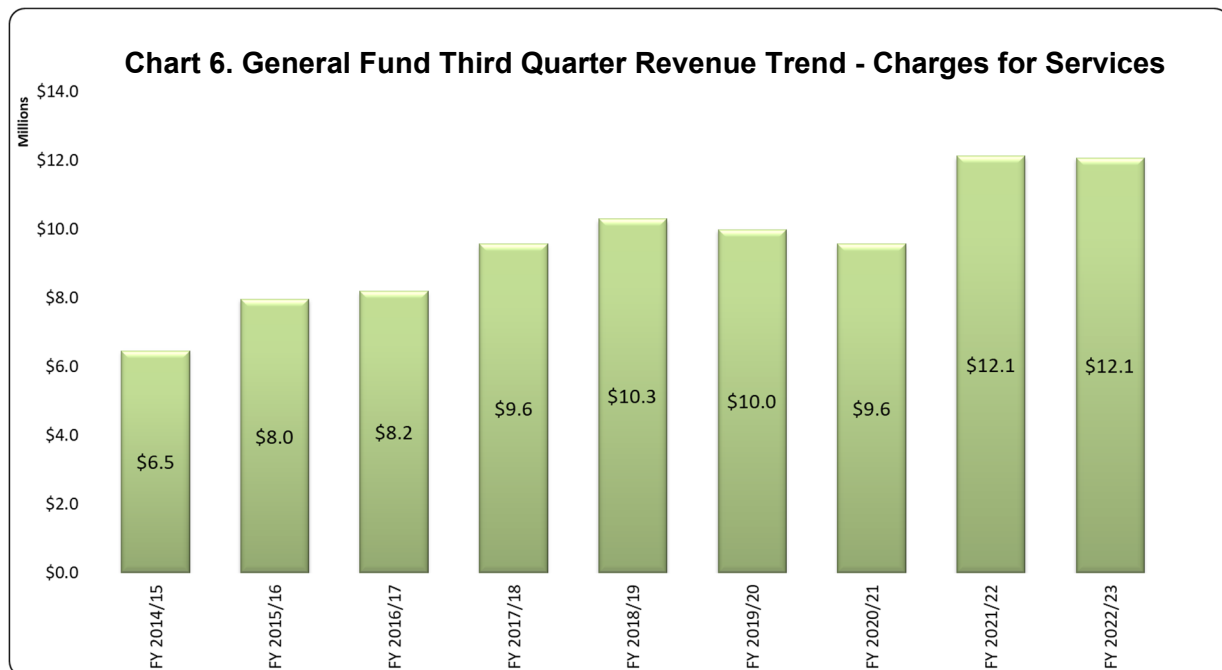
Based on historical averages of actual receipts, the City is estimated to receive 86% of the budgeted Licenses & Permits revenue through Third Quarter. The City has currently received 74% through Third Quarter. The collection rate is related primarily to building and business license permit activities.



**Charges for Services**

Charges for Services are primarily composed of Plan Check Fees, Inspection Fees, Administrative Charges to other funds, and Parking Control Fines. Collectively, Charges for Services were conservatively budgeted to decrease by 2% as compared to the FY 2021/22 Amended Budget.

Based on historical averages of actual receipts, the City is estimated to receive 77% of the budgeted Charges for Services revenue through Third Quarter. The City has currently received 86% through Third Quarter.



### ***Use of Money and Property***

Investment income continues to remain low due to extremely low rates of return for fixed income investments but has increased over the last year due to actions taken by the Federal Open Market Committee (FOMC). The investments achieved a Yield to Maturity (YTM) for March 2023 of 1.81%. In addition, the City maintained funds in the State Local Agency Investment Fund Pool (LAIF) with a YTM of 2.831%. LAIF is realizing considerable investment gains based on the increases to the Federal Funds target rate increase. FOMC is expected to keep rates higher thru 2023 with no reductions until 2024. The FOMC target rate is currently 5.00% to 5.25%. Staff will continue to monitor closely to insure we maximize our investment income going forward.

## General Fund Expenditures

Expenditures are being spent in-line with prior year expenditures. Each Department's activities will be monitored throughout the year as they may be impacted by different operational activities and project timelines.

**Table 4. General Fund Expenditures**

	FY 2022/23 Adopted Budget	FY 2022/23 Amended Budget	Actuals as of 3/31/23 (unaudited)	% of Amended Budget
<b>Department</b>				
City Council	\$ 989,295	\$ 1,026,248	\$ 622,843	60.7%
City Clerk	926,131	1,223,051	332,893	27.2%
City Manager	1,635,916	2,332,268	1,231,205	52.8%
City Attorney	486,154	486,154	834,810	171.7%
Community Development	10,835,694	13,325,450	7,710,900	57.9%
Economic Development	2,237,740	2,237,740	1,391,894	62.2%
Financial & Management Services	13,755,573	15,131,614	9,247,729	61.1%
Public Works	9,995,500	12,339,580	7,330,712	59.4%
Non-Departmental	6,143,292	36,240,567	23,815,048	65.7%
<b>Non-Public Safety Subtotal</b>	<b>\$ 47,005,295</b>	<b>\$ 84,342,672</b>	<b>\$ 52,518,034</b>	<b>62.3%</b>
<b>Public Safety</b>				
Police	\$ 53,936,492	\$ 40,939,528	\$ 19,373,295	47.3%
Fire	23,579,625	20,315,535	14,152,963	69.7%
<b>Public Safety Subtotal</b>	<b>\$ 77,516,117</b>	<b>\$ 61,255,063</b>	<b>\$ 33,526,258</b>	<b>54.7%</b>
<b>Total</b>	<b>\$ 124,521,412</b>	<b>\$ 145,597,735</b>	<b>\$ 86,044,292</b>	



## OTHER KEY FUNDS

The following summaries describe other major funds in the City.

### **Moreno Valley Community Services District**

The Moreno Valley Community Services District (CSD) was formed by the voters in 1984 to collect fees and certain taxes to provide an array of services including parks, recreation and community services, streetlights, landscaping and ongoing maintenance. The CSD provides these services through separate “zones” that define the services that are provided.

For certain zones, the primary revenue source used to provide services to properties is parcel fees or taxes levied on properties via their annual tax bill. Proposition 218, passed by California voters in November 1996, and has posed a serious challenge to managing the future operation of the CSD zones. Prop. 218 requires any revenue increase to be addressed through a voting process by affected property owners. For a period following the initial implementation of Prop. 218, the CSD was successful in receiving approval for some new or increased revenues. There were also revenue increases due to the growth of developed parcels within the zones.

**Table 5. CSD Operations**

	FY 2022/23 Adopted Budget	FY 2022/23 Amended Budget	Actuals as of 3/31/23 (unaudited)	% of Amended Budget
<b>Revenues:</b>				
Taxes:				
Property Tax	\$ 6,066,819	\$ 6,066,819	\$ 4,129,363	68.1%
Other Taxes	6,727,600	6,727,600	3,955,620	58.8%
Intergovernmental	-	32,035	56,366	176.0%
Charges for Services	5,918,779	5,918,779	3,432,479	58.0%
Use of Money & Property	1,122,455	995,954	685,258	68.8%
Fines & Forfeitures	30,000	30,000	2,258	7.5%
Miscellaneous	25,210	25,210	24,629	97.7%
Transfers In	1,753,761	8,754,354	5,982,240	68.3%
<b>Total Revenues</b>	<b>\$ 21,644,624</b>	<b>\$ 28,550,751</b>	<b>\$ 18,268,213</b>	<b>64.0%</b>
<b>Expenditures:</b>				
Library Services Fund (5010)	\$ 3,070,222	\$ 3,204,286	\$ 2,229,780	69.6%
Zone A Parks Fund (5011)	10,514,329	18,652,185	8,607,573	46.1%
LMD 2014-01 Residential Street Lighting Fund (5012)	1,657,218	1,657,218	795,762	48.0%
Zone C Arterial Street Lighting Fund (5110)	954,443	954,443	494,104	51.8%
Zone D Standard Landscaping Fund (5111)	1,755,907	2,662,003	699,400	26.3%
Zone E Extensive Landscaping Fund (5013)	420,745	471,745	225,479	47.8%
5014 LMD 2014-02	3,303,829	3,453,225	1,613,256	46.7%
5016 CFD 2021-01 Parks Fac Maint	-	77,000	49,610	64.4%
Zone M Median Fund (5112)	429,025	598,074	165,171	27.6%
CFD No. 1 (5113)	1,751,212	1,699,041	832,279	49.0%
Zone S Financial & Management Svcs (5114)	89,132	89,132	54,749	61.4%
5211 Zone A Parks - Restricted Assets	-	47,000	-	0.0%
<b>Total Expenditures</b>	<b>\$ 23,946,062</b>	<b>\$ 33,565,352</b>	<b>\$ 15,767,163</b>	<b>47.0%</b>
<b>Net Change or Adopted Use of Fund Balance</b>	<b>\$ (2,301,438)</b>	<b>\$ (5,014,601)</b>	<b>\$ 2,501,050</b>	

## Community Services District Zone A – Parks & Community Services

The largest Zone within the CSD is Zone A. It accounts for the administration and maintenance of the Parks & Community Services facilities and programs. Funding sources for these services come from a combination of property taxes, fees for service, and smaller amounts from other City funds.

**Table 6. CSD Zone A Operations**

	FY 2022/23 Adopted Budget	FY 2022/23 Amended Budget	Actuals as of 3/31/23 (unaudited)	% of Amended Budget
<b>Revenues:</b>				
Taxes:				
Property Tax	\$ 3,294,219	\$ 3,294,219	\$ 2,124,062	64.5%
Other Taxes	4,977,000	4,977,000	2,796,603	56.2%
Charges for Services	1,191,129	1,191,129	785,647	66.0%
Use of Money & Property	969,755	969,754	655,493	67.6%
Miscellaneous	25,200	25,200	15,565	61.8%
Transfers In	-	6,991,362	5,243,526	75.0%
<b>Total Revenues</b>	<b>\$ 10,457,303</b>	<b>\$ 17,448,664</b>	<b>\$ 11,620,896</b>	<b>66.6%</b>
<b>Expenditures:</b>				
35010 Parks & Comm Svcs - Admin	\$ 957,175	\$ 1,207,175	\$ 647,539	53.6%
35210 Park Maintenance - General	3,983,393	5,009,650	3,085,369	61.6%
35211 Contract Park Maintenance	472,130	472,130	251,942	53.4%
35212 Park Ranger Program	386,401	213,283	206,376	96.8%
35213 Golf Course Program	497,739	497,739	335,343	67.4%
35214 Parks Projects	89,846	89,846	68,259	76.0%
35310 Senior Program	629,202	629,202	477,934	76.0%
35311 Community Services	345,817	345,817	272,979	78.9%
35312 Community Events	269,983	299,983	422,587	140.9%
35313 Conf & Rec Cntr	476,133	476,133	362,027	76.0%
35314 Conf & Rec Cntr - Banquet	385,340	385,340	265,141	68.8%
35315 Recreation Programs	1,207,890	1,207,890	928,273	76.9%
35317 July 4th Celebration	111,990	111,990	103,985	92.9%
35318 Sports Programs	629,285	629,285	434,538	69.1%
35319 Towngate Community Center	30,200	30,200	26,215	86.8%
35320 Amphitheater	41,805.00	41,805	14,945	35.7%
80003 CIP - Buildings	-	789,200	679,023	86.0%
80007 CIP - Parks	-	6,000,000	20,060	0.3%
95011 Non-Dept Zone A Parks	-	215,517	5,037	2.3%
<b>Total Expenditures</b>	<b>\$ 10,514,329</b>	<b>\$ 18,652,185</b>	<b>\$ 8,607,573</b>	<b>46.1%</b>
<b>Net Change or Adopted Use of Fund Balance</b>	<b>\$ (57,026)</b>	<b>\$ (1,203,521)</b>	<b>\$ 3,013,323</b>	

## Electric Utility

The Moreno Valley Utility (MVU) manages the operation, maintenance, and business planning of the City's electric utility. MVU's basic purpose is to purchase and distribute electricity to customers in newly developed areas of the City. The City began serving new customers in February 2004, and now serves more than 7,860 customers. As it reaches fiscal and operational maturity, MVU will continue to be a key component of the City's economic development strategy. The City Council has established special tiered rates for electric utility customers based upon factors such as the number of jobs created.

The main revenue source for this fund is derived from charges for services. The customer base includes residential, commercial, and industrial customers. The growth in customer base will continue to provide for the ability to create rate stabilization and replacement reserve funding.

**Table 7. MVU Operations**

	FY 2022/23 Adopted Budget	FY 2022/23 Amended Budget	Actuals as of 3/31/23 (unaudited)	% of Amended Budget
<b>Revenues:</b>				
Taxes:				
Charges for Services	\$ 40,397,448	\$ 40,397,448	\$ 36,143,742	89.5%
Use of Money & Property	333,000	333,000	560,632	168.4%
Miscellaneous	152,500	152,500	2,666,079	1748.2%
<b>Total Revenues</b>	<b>\$ 40,882,948</b>	<b>\$ 40,882,948</b>	<b>\$ 39,370,452</b>	<b>96.3%</b>
<b>Expenditures:</b>				
45510 Electric Utility - General	\$ 29,259,887	\$ 33,937,697	\$ 24,446,063	72.0%
45511 Public Purpose Program	1,646,686	2,457,449	870,580	35.4%
45512 SCE Served Street Lights	838,525	1,016,110	541,839	53.3%
80005 CIP - Electric Utility	5,300,900	11,547,366	886,381	7.7%
96010 Non-Dept Electric	-	-	4,496	0.0%
96030 Non-Dept 2005 Lease Revenue Bonds	2,639,000	2,639,000	1,233,499	46.7%
96012 Non-Dept Electric-Public Purpose	-	-	3,600	0.0%
96021 Non-Dept 2016 Tax LRB of 07 Tax	783,287	-	-	0.0%
96031 Non-Dept 2013 Refunding 05 LRB	4,692	4,692	176,392	3759.4%
96032 Non-Dept 2014 Refunding 2005 LRB	119,418	119,418	59,827	50.1%
96040 Non-Dept 2015 Taxable LRB	433,871	-	-	0.0%
96041 Non-Dept 2021 LRB Refinance	-	632,768	321,584	50.8%
96050 Non-Dept 2018 Streetlight Fin	359,307	-	-	0.0%
96051 Non-Dept 2021 Streetlight Refin.	-	238,269	356,936	149.8%
96060 Non-Dept 2019 Taxable LRB	636,625	636,625	318,975	50.1%
<b>Total Expenditures</b>	<b>\$ 42,022,198</b>	<b>\$ 53,229,394</b>	<b>\$ 29,220,171</b>	<b>54.9%</b>
<b>Net Change or Adopted Use of Fund Balance</b>	<b>\$ (1,139,250)</b>	<b>\$ (12,346,446)</b>	<b>\$ 10,150,281</b>	

MVU's revenues and expenses will fluctuate annually based on energy demands.

## SUMMARY

The City of Moreno Valley has experienced certain levels of growth and continued to maintain a structurally balanced Budget without the use of reserves.

The economic climate is ever changing and for these reasons the City must remain optimistically cautious and only increase revenues when they are received. Staff will continue to monitor and request quarterly revenue adjustments based on this approach. These revenue adjustments will be offset by replenishing our expenditure levels accordingly.

**CITY OF MORENO VALLEY  
GENERAL FUND  
FY 2022/23 Proposed Amendments**

RATIFICATION ONLY \$ 18,203,372

Department	Fund	Account Description	General Ledger Account	Project	Fiscal Year 2022/23 Amended Budget	Proposed Amendment	Revised Budget	Description - Proposed Adjustment
Financial & Management Services	1010	Rotational Tow	1010-30-33-25020-501040		\$ -	\$ 61,000	\$ 61,000	Budget true-up
Financial & Management Services	1010	Business Gross Receipts	1010-30-33-25212-405000		2,533,787	378,106	2,911,893	Budget true-up
Financial & Management Services	1010	Business License	1010-30-33-25212-420010		525,000	16,190	541,190	Budget true-up
Financial & Management Services	1010	Business License Penalty	1010-30-33-25212-440040		40,000	92,452	132,452	Budget true-up
Financial & Management Services	1010	Interest Income - Other	1010-30-33-25212-460200		-	14,383	14,383	Budget true-up
Financial & Management Services	1010	False Alarm Fees	1010-30-36-25110-500100		60,000	(45,000)	15,000	Projected revenues
Financial & Management Services	1010	Transfers in - from EQUIP REPLACEMENT (FURN & EQUIP)	1010-99-99-91010-807510		93,643	44,000	137,643	Projected revenues
Fire	1010	Transfers in - from TECHNOLOGY SERVICES RESERVE	1010-99-99-91010-807230		-	106,000	106,000	Projected revenues
Public Works	1010	Claims-Judgemnts-Settlmnt	1010-99-99-91010-580010		-	1,889,421	1,889,421	Projected revenues
<b>REVENUE TOTAL</b>					<b>\$ 3,252,430</b>	<b>\$ 2,556,552</b>	<b>\$ 5,808,982</b>	

Department	Fund	Account Description	General Ledger Account	Project	Fiscal Year 2022/23 Amended Budget	Proposed Amendment	Revised Budget	Description - Proposed Adjustment
City Council	1010	Council - Dist 4 Discretionary	1010-10-01-10014-620114		\$ 4,487	\$ 1,487	\$ 5,974	Reallocation of budget
City Council	1010	Training & Travel	1010-10-01-10014-620510		4,494	494	4,988	Reallocation of budget
City Council	1010	Council - Mayor Discretionary	1010-10-01-10015-620130		9,000	3,000	12,000	Reallocation of budget
City Council	1010	Training & Travel	1010-10-01-10015-620510		6,625	(5,375)	1,250	Reallocation of budget
Public Works	1010	Transfers to FACILITY CONST FUND	1010-99-99-91010-903000		3,300,000	48,000	3,348,000	Reallocation of CIP funds
Public Works	1010	Transfers to CAPITAL PROJECTS REIMBURSEMENT	1010-99-99-91010-903008		26,745,287	1,254,670	27,999,957	Reallocation of CIP funds
<b>EXPENSES TOTAL</b>					<b>\$ 30,069,893</b>	<b>\$ 1,302,276</b>	<b>\$ 31,372,169</b>	

**CITY OF MORENO VALLEY  
NON-GENERAL FUND  
FY 2022/23 Proposed Amendments**

Department	Fund	Account Description	General Ledger Account	Project	Fiscal Year 2022/23 Amended Budget	Proposed Amendment	Revised Budget	Description - Proposed Adjustment
Economic Development	2300	Other Grant-Operating Revenue	2300-22-92-72211-489000		\$ -	\$ 149,000	\$ 149,000	Grant Award Adjusted
Financial & Management Services	2019	Development Impact Fees	2019-99-99-92019-506000		300,000	1,480,041	1,780,041	Budget true-up
Financial & Management Services	2200	Waste Managmt. Recycling	2200-30-34-77311-486200		51,375	69,053	120,428	Grant Award Adjusted
Financial & Management Services	2207	State Grant-Operating Revenue	2207-30-34-77415-486000		27,244	23,191	50,435	Grant Award Adjusted
Financial & Management Services	2901	Development Impact Fees	2901-99-95-92901-506000		979,505	1,079,445	2,058,950	Budget true-up
Financial & Management Services	2903	Development Impact Fees	2903-99-95-92903-506000		241,000	176,531	417,531	Budget true-up
Financial & Management Services	2904	Development Impact Fees	2904-99-95-92904-506000		100,000	177,733	277,733	Budget true-up
Financial & Management Services	2907	Development Impact Fees	2907-99-95-92907-506000		140,000	138,916	278,916	Budget true-up
Financial & Management Services	2908	Development Impact Fees	2908-99-95-92908-506000		52,100	157,979	210,079	Budget true-up
Financial & Management Services	2909	Development Impact Fees	2909-99-95-92909-506000		28,800	88,608	117,408	Budget true-up
Financial & Management Services	2910	Development Impact Fees	2910-99-95-92910-506000		16,000	211,305	227,305	Budget true-up
Financial & Management Services	2911	Development Impact Fees	2911-99-95-92911-506000		691,622	412,917	1,104,539	Budget true-up
Financial & Management Services	2912	Development Impact Fees	2912-99-95-92912-506000		3,400	62,218	65,618	Budget true-up
Financial & Management Services	2913	Development Impact Fees	2913-99-95-92913-506000		6,100	22,133	28,233	Budget true-up
Financial & Management Services	2914	Development Impact Fees	2914-99-95-92914-506000		-	140,425	140,425	Budget true-up
Financial & Management Services	2914	Dev Impact Fee - 2% Study Update	2914-99-95-92914-506080		50,000	(50,000)	-	Budget true-up
Financial & Management Services	2915	Development Impact Fees	2915-99-95-92915-506000		0	2,980	2,980	Budget true-up
Financial & Management Services	2916	Development Impact Fees	2916-99-95-92916-506000		0	32,792	32,792	Budget true-up

**CITY OF MORENO VALLEY  
NON-GENERAL FUND  
FY 2022/23 Proposed Amendments**

Department	Fund	Account Description	General Ledger Account	Project	Fiscal Year 2022/23 Amended Budget	Proposed Amendment	Revised Budget	Description - Proposed Adjustment
Parks & Community Services	5016	Special Taxes	5016-50-57-25727-404000		0	39,500	39,500	Projected revenues
Police	2410	State Grant-Operating Revenue	2410-60-69-76012-486000		488,678	44,159	532,837	Grant Award Adjusted
Public Works	2000	State Gas Tax 2107	2000-99-99-92000-408000		1,845,936	103,355	1,949,291	Projected revenues
Public Works	2000	State Gas Tax 2106	2000-99-99-92000-408020		813,864	55,403	869,267	Projected revenues
Public Works	2000	State Gas Tax 2105	2000-99-99-92000-408030		1,351,185	64,541	1,415,726	Projected revenues
Public Works	2000	State Gas Tax 2103	2000-99-99-92000-408040		2,062,635	(42,580)	2,020,055	Projected revenues
Public Works	2000	State Gas Tax - RMRA	2000-99-99-92000-408060		4,773,795	470,569	5,244,364	Projected revenues
Public Works	2001	RCTC - Sales Tax	2001-99-99-92001-480180		5,710,000	659,000	6,369,000	Projected revenues
Public Works	2008	Parcel Fees	2008-99-99-92008-500800		577,472	186,702	764,174	Projected revenues
Public Works	3000	Transfers in - from GENERAL FUND	3000-99-99-93000-801010		3,300,000	48,000	3,348,000	Reallocation of CIP funds
Public Works	3000	Reimbursement Agreement	3000-99-99-93000-500600	801 0021 70 77-3000-98	7,026,719	6,650,147	13,676,866	Reallocation of CIP funds
Public Works	3000	Reimbursement Agreement	3000-99-99-93000-500600	801 0087-3000-98	7,026,719	376,572	7,403,291	Reallocation of CIP funds
Public Works	3008	Transfers in - from GENERAL FUND	3008-99-99-93008-801010		26,745,287	1,254,670	27,999,957	Reallocation of CIP funds
<b>REVENUE TOTAL</b>					<b>\$ 64,409,436</b>	<b>\$ 14,285,305</b>	<b>\$ 78,694,741</b>	
Economic Development	2300	Contractual Svcs - Other	2300-22-92-72211-625099		\$ -	\$ 149,000	\$ 149,000	Grant Award Adjusted
Financial & Management Services	2200	Salaries-Regular	2200-30-34-77311-611110		26,986	37,019	64,005	Grant Award Adjusted
Financial & Management Services	2200	Marketing Svcs - PR/Promotions	2200-30-34-77311-620620		426	15,000	15,426	Grant Award Adjusted
Financial & Management Services	2200	Oper Mtrls - Other	2200-30-34-77311-630399		-	20,000	20,000	Grant Award Adjusted
Financial & Management Services	2207	Salaries-Regular	2207-30-34-77415-611110		27,244	23,191	50,435	Grant Award Adjusted
Financial & Management Services	7510	Transfers to GENERAL FUND	7510-99-97-88120-901010		-	44,000	44,000	Projected expenses
Fire	7230	Transfers to GENERAL FUND	7230-99-99-97230-901010		-	106,000	106,000	Projected expenses
Police	2410	Agency Svcs - Cnty	2410-60-69-76012-620320		488,678	44,159	532,837	Grant Award Adjusted
Public Works	2000	Oper Mtrls - Improvements	2000-70-78-45311-630332		53,000	75,000	128,000	Projected expenses
Public Works	2000	Oper Mtrls - Fuel: Gasoline	2000-70-78-45311-630355		30,000	77,000	107,000	Projected expenses
Public Works	2001	Oper Mtrls - Improvements	2001-70-76-45122-630332		204,058	12,000	216,058	Projected expenses
Public Works	2001	Oper Mtrls - Fuel: Gasoline	2001-70-76-45122-630355		13,000	11,000	24,000	Projected expenses
Public Works	3000	CIP Other	3000-70-77-80001-720199	801 0077-3000-99	7,026,719	48,000	7,074,719	Reallocation of CIP funds
Public Works	3000	CIP Other	3000-70-77-80001-720199	801 0021 70 77-3000-99	7,026,719	6,650,147	13,676,866	Reallocation of CIP funds
Public Works	3000	CIP Other	3000-70-77-80001-720199	801 0087-3000-99	7,026,719	376,572	7,403,291	Reallocation of CIP funds
Public Works	3008	CIP Other	3008-70-77-80001-720199	801 0021 70 77-3008-99	52,599,174	1,254,670	53,853,844	Reallocation of CIP funds
Public Works	3008	CIP Other	3008-70-77-80001-720199	801 0090-3008-99	52,599,174	400,000	52,999,174	Reallocation of CIP funds
Public Works	3008	CIP Other	3008-70-77-80001-720199	801 0096-3008-99	52,599,174	(400,000)	52,199,174	Reallocation of CIP funds
Public Works	3008	CIP Other	3008-70-77-80001-720199	801 0093-3008-99	52,599,174	(20,970)	52,578,204	Reallocation of CIP funds
Public Works	3008	CIP Other	3008-70-77-80001-720199	801 0097-3008-99	52,599,174	20,970	52,620,144	Reallocation of CIP funds
Public Works	6010	Purchased Power	6010-70-80-45510-710110		14,311,500	2,200,000	16,511,500	Projected expenses
Public Works	6010	Distribution Share	6010-70-80-45510-710122		7,640,000	1,250,000	8,890,000	Projected expenses
<b>EXPENSES TOTAL</b>					<b>\$ 306,870,919</b>	<b>\$ 12,392,758</b>	<b>\$ 319,263,677</b>	

RESOLUTION NO. 2023-XX

A RESOLUTION OF THE CITY COUNCIL OF THE CITY OF MORENO VALLEY, CALIFORNIA, ADOPTING THE REVISED OPERATING AND CAPITAL BUDGETS FOR FISCAL YEAR 2022/23

WHEREAS, the City Council approved the Operating and Capital Budgets for the City for Fiscal Year 2022/23, a copy of which, as may have been amended by the City Council, is on file in the Office of the City Clerk and is available for public inspection; and

WHEREAS, the City Council approves amendments to the budgets throughout the fiscal year and such prior amendments are reflected within the current amended budget and further ratified as part of the adoption of the quarterly budget amendments; and

WHEREAS, the City Manager has heretofore submitted to the City Council proposed amendments to the Operating and Capital Budgets for the City for Fiscal Year 2022/23, a copy of which, as may have been amended by the City Council, is on file in the Office of the City Clerk and is available for public inspection; and

WHEREAS, the said proposed amendments to the Operating and Capital Budgets contain estimates of the services, activities and projects comprising the budget, and contains expenditure requirements and the resources available to the City; and

WHEREAS, the said proposed amendments to the Operating and Capital Budgets contain the estimates of uses of fund balance as required to stabilize the delivery of City services during periods of operational deficits; and

WHEREAS, the City Council has made such revisions to the proposed amended Operating and Capital Budgets as so desired; and

WHEREAS, the amended Operating and Capital Budgets, as herein approved, will enable the City Council to make adequate financial plans and will ensure that City officers can administer their respective functions in accordance with such plans.

NOW, THEREFORE, THE CITY COUNCIL OF THE CITY OF MORENO VALLEY, CALIFORNIA, DOES HEREBY RESOLVE AS FOLLOWS:

1. The proposed amendments to the Operating and Capital Budgets, attached as Attachment 1 and as on file in the Office of the City Clerk, and as may have been amended by the City Council, are hereby approved and adopted as the annual Operating and Capital Budgets of the City of Moreno Valley for Fiscal Year 2022/23.

2. The Proposed Amendments to the City Position Summary, included as Exhibit A to this Resolution, and on file in the Office of the City Clerk, and as may have been amended by the City Council, is hereby adopted as part of the Approved City Position Summary of the City of Moreno Valley for Fiscal Year 2023/24 and 2024/25.
3. The Proposed Amendments to the Career Positions Salary Schedule, included as Exhibit B to this Resolution, and on file in the Office of the City Clerk, and as may have been amended by the City Council, is hereby adopted as part of the Approved Career Positions Salary Schedule of the City of Moreno Valley for Fiscal Year 2023/24 and 2024/25.
4. The amounts of proposed expenditures, which include the uses of fund balance specified in the approved budget, are hereby appropriated for the various budget programs and units for said fiscal year.
5. Within fifteen (15) days after the adoption of this Resolution, the City Clerk shall certify to the adoption hereof and, as so certified, cause a copy to be posted in at least three (3) public places within the City.

BE IT FURTHER RESOLVED that this Resolution shall take effect immediately upon its adoption.

APPROVED AND ADOPTED this 20th day of June, 2023.

\_\_\_\_\_  
Mayor of the City of Moreno Valley

ATTEST:

\_\_\_\_\_  
City Clerk

APPROVED AS TO FORM:

\_\_\_\_\_  
City Attorney



**RESOLUTION JURAT**

STATE OF CALIFORNIA        )  
COUNTY OF RIVERSIDE       ) ss.  
CITY OF MORENO VALLEY     )

I, Jane Halstead, City Clerk of the City of Moreno Valley, California, do hereby certify that Resolution No. 2023-XX was duly and regularly adopted by the City Council of the City of Moreno Valley at a regular meeting thereof held on the 20th day of June, 2023, by the following vote:

AYES:

NOES:

ABSENT:

ABSTAIN:

(Council Members, Mayor Pro Tem and Mayor)

---

CITY CLERK

(SEAL)

City of Moreno Valley  
FY 2023/24 - 2024/25  
City Position Summary

Position Title	FY	FY	FY	FY	FY
	2022/23	2023/24	2023/24	2024/25	2024/25
	No.	Adj.	No.	Adj.	No.
Accountant I	1	-	1	-	1
Accountant II	1	-	1	-	1
Accounting Assistant	3	(1)	2	-	2
Accounting Technician	1	-	1	-	1
Accounts Payable Supervisor	1	-	1	-	1
Administrative Assistant	7	3	10	-	10
Animal Care Technician	5	-	5	-	5
Animal Care Technician Supervisor	1	-	1	-	1
Animal Control Officer	6	-	6	-	6
Animal Rescue Coordinator	1	-	1	-	1
Animal Services Assistant	4	-	4	-	4
Animal Services Dispatcher	1	-	1	-	1
Animal Services Division Manager	1	-	1	-	1
Animal Services Field Supervisor	1	-	1	-	1
Animal Services License Inspector	1	-	1	-	1
Animal Services Office Supervisor	1	-	1	-	1
Applications & Database Administrator	1	-	1	-	1
Applications Analyst	1	1	2	-	2
Assistant City Manager (Administration)	1	-	1	-	1
Assistant City Manager (Development)	1	-	1	-	1
Assistant to the City Manager	1	-	1	-	1
Assistant Crossing Guard Supervisor	1	-	1	-	1
Assistant Engineer	2	-	2	-	2
Assistant Network Administrator	1	-	1	-	1
Associate Engineer I	2	-	2	-	2
Associate Engineer II	3	-	3	-	3
Associate Planner	4	-	4	-	4
Audio Visual Technician	2	-	2	-	2
Banquet Facility Representative	1	-	1	-	1
Building Division Manager/Official	1	-	1	-	1
Building Inspector II	4	(1)	3	-	3
Building Safety Supervisor	1	-	1	-	1
Business License Liaison	1	-	1	-	1
Chief Financial Officer	-	1	1	-	1
Child Care Assistant	4	-	4	-	4
Child Care Instructor II	4	-	4	-	4
Child Care Program Manager	1	-	1	-	1
Child Care Site Supervisor	4	-	4	-	4
City Clerk	1	-	1	-	1
City Manager	1	-	1	-	1
Community Development Director	1	-	1	-	1
Community Enhancement Division Manager	1	-	1	-	1
Community Enhancement Officer I	6	-	6	-	6
Community Enhancement Officer II	3	-	3	-	3
Community Enhancement Supervisor	1	-	1	-	1
Community Services Assistant Coordinator	4	-	4	-	4
Community Services Coordinator	4	-	4	-	4
Community Services Division Manager	1	-	1	-	1
Community Services Supervisor	4	-	4	-	4
Construction Inspector	2	-	2	-	2
Construction Inspector Supervisor	1	-	1	-	1
Crossing Guard	35	-	35	-	35
Crossing Guard Supervisor	1	-	1	-	1
Customer Service Manager	1	-	1	-	1
Deputy City Clerk	1	-	1	-	1

City of Moreno Valley  
FY 2023/24 - 2024/25  
City Position Summary

Position Title	FY	FY	FY	FY	FY
	2022/23	2023/24	2023/24	2024/25	2024/25
	No.	Adj.	No.	Adj.	No.
Deputy City Manager	1	-	1	-	1
Deputy Compliance Director	-	1	1	-	1
Deputy Finance Director	1	-	1	-	1
Economic Development Division Manager	2	-	2	-	2
Economic Development & Housing Director	-	1	1	-	1
Electric Utility Chief Engineer	1	-	1	-	1
Electric Utility Division Manager	1	-	1	-	1
Electric Utility Program Coordinator	1	-	1	-	1
Emergency Management & Volunteer Services Program Manager	1	-	1	-	1
Emergency Management & Volunteer Services Program Specialist	1	-	1	-	1
Engineering Division Manager/Assistant City Engineer	1	-	1	-	1
Enterprise Systems Administrator	1	-	1	-	1
Equipment Operator	6	-	6	-	6
Executive Assistant I	5	-	5	-	5
Executive Assistant to Mayor/City Council	1	-	1	-	1
Facilities Maintenance Mechanic	1	-	1	-	1
Facilities Maintenance Worker	3	-	3	-	3
Financial Operations Division Manager	1	-	1	-	1
Financial Resources Division Manager	1	-	1	-	1
Fleet & Facilities Division Manager	1	-	1	-	1
Fleet & Facilities Maintenance Supervisor	1	-	1	-	1
GIS Administrator	1	-	1	-	1
GIS Applications Analyst	1	-	1	-	1
GIS Specialist	1	-	1	-	1
Grants Division Manager	1	-	1	-	1
Grants Program Manager	1	-	1	-	1
Human Resources Analyst	1	-	1	-	1
Human Resources Director	-	1	1	-	1
Human Resources Division Manager	1	-	1	-	1
Human Resources Technician	-	2	2	-	2
Information Technology Technician	2	-	2	-	2
Landscape Services Inspector	2	-	2	-	2
Lead Facilities Maintenance Worker	1	-	1	-	1
Lead Maintenance Worker	4	-	4	-	4
Lead Parks Maintenance Worker	7	-	7	-	7
Lead Traffic Sign/Marking Technician	2	-	2	-	2
Lead Vehicle/Equipment Technician	1	-	1	-	1
Maintenance & Operations Division Manager	1	-	1	-	1
Maintenance Worker I/II	27	-	27	-	27
Maintenance Worker/Work Release Coordinator	1	-	1	-	1
Management Aide	7	-	7	-	7
Management Analyst	8	(1)	7	-	7
Management Assistant	10	2	12	-	12
Media & Communications Division Manager	1	-	1	-	1
Network Administrator	1	-	1	-	1
Network & Systems Specialist	1	-	1	-	1
Paralegal	1	-	1	-	1
Park Ranger	4	-	4	-	4
Parking Control Officer	2	-	2	-	2
Parks & Community Services Administration & Financial Services Division Manager	-	1	1	-	1
Parks & Community Services Director	1	-	1	-	1
Parks & Landscape Services Division Manager	1	-	1	-	1
Parks Maintenance Supervisor	2	-	2	-	2
Parks Maintenance Worker	18	-	18	-	18
Parks Project Manager	1	-	1	-	1

City of Moreno Valley  
FY 2023/24 - 2024/25  
City Position Summary

Position Title	FY	FY	FY	FY	FY
	2022/23	2023/24	2023/24	2024/25	2024/25
	No.	Adj.	No.	Adj.	No.
Payroll Supervisor	1	-	1	-	1
Permit Technician	4	-	4	-	4
Planning Division Manager/Official	1	-	1	-	1
Principal Accountant	1	-	1	-	1
Principal Engineer	2	-	2	-	2
Principal Engineer/City Traffic Engineer	1	-	1	-	1
Principal Planner	1	-	1	-	1
Public Information/Intergovernmental Relations Officer	1	-	1	-	1
Public Safety Contracts Administrator	1	-	1	-	1
Purchasing Division Manager	1	-	1	-	1
Public Works Director/City Engineer	1	-	1	-	1
Recycling Specialist	1	1	2	-	2
Registered Veterinary Technician	1	-	1	-	1
Resource Analyst	1	-	1	-	1
Security Guard	2	-	2	-	2
Senior Accountant	4	-	4	-	4
Senior Administrative Assistant	13	(1)	12	-	12
Senior Applications Analyst	1	1	2	-	2
Senior Building Inspector	-	1	1	-	1
Senior Community Enhancement Officer	2	-	2	-	2
Senior Construction Inspector	2	-	2	-	2
Senior Deputy City Clerk	1	-	1	-	1
Senior Electrical Engineer	1	-	1	-	1
Senior Engineer, P.E.	5	-	5	-	5
Senior Equipment Operator	1	-	1	-	1
Senior Graphics Designer	1	-	1	-	1
Senior Human Resources Analyst	1	-	1	-	1
Senior Landscape Services Inspector	1	-	1	-	1
Senior Management Analyst	13	2	15	-	15
Senior Office Assistant	3	-	3	-	3
Senior Parking Control Officer	1	-	1	-	1
Senior Parks Maintenance Technician	2	-	2	-	2
Senior Payroll Technician	1	-	1	-	1
Senior Permit Technician	3	-	3	-	3
Senior Planner	1	-	1	-	1
Senior Risk Analyst	-	1	1	-	1
Senior Telecommunications Technician	1	-	1	-	1
Senior Traffic Signal Technician	1	-	1	-	1
Special Districts Division Manager	1	-	1	-	1
Special Events & Facilities Division Manager	1	-	1	-	1
Storekeeper	1	1	2	-	2
Strategic Initiatives Manager	1	-	1	-	1
Street Maintenance Supervisor	2	-	2	-	2
Telecommunications Engineer/Administrator	1	-	1	-	1
Telecommunications Technician	1	-	1	-	1
Traffic Operations Supervisor	1	-	1	-	1
Traffic Signal Technician	2	-	2	-	2
Traffic Sign/Marking Technician I	1	-	1	-	1
Traffic Sign/Marking Technician II	2	-	2	-	2
Utility Finance Manager	1	-	1	-	1
Vehicle/Equipment Technician	3	-	3	-	3
<b>Total</b>	<b>386</b>	<b>16</b>	<b>402</b>	<b>-</b>	<b>402</b>

Note: Excludes City Council Members, Planning Commissioners and temporary positions.

Per Municipal Code 2.18.010, the Planning Commission shall consist of seven members who shall receive such compensation as may be established from time to time by resolution of the City Council.

**CITY OF MORENO VALLEY**  
**SALARY SCALE - CAREER POSITIONS**  
**EFFECTIVE 07/08/2023**

TITLE	GRP	GRADE										
			A	B	C	D	E	F	G	H	I	
			5.0%		5.0%	5.0%	5.0%	5.0%	5.0%	2.5%	2.5%	
Accountant I	NE	C22	Annual	71,344.00	74,921.60	78,665.60	82,596.80	86,736.00	91,083.20	95,638.40	98,030.40	100,484.80
			Monthly	5,945.33	6,243.47	6,555.47	6,883.07	7,228.00	7,590.27	7,969.87	8,169.20	8,373.73
			Hourly	34.3000	36.0200	37.8200	39.7100	41.7000	43.7900	45.9800	47.1300	48.3100
Accountant II	PAM	C24	Annual	78,665.60	82,596.80	86,736.00	91,083.20	95,638.40	100,422.40	105,435.20	108,076.80	110,780.80
			Monthly	6,555.47	6,883.07	7,228.00	7,590.27	7,969.87	8,368.53	8,786.27	9,006.40	9,231.73
			Hourly	37.8200	39.7100	41.7000	43.7900	45.9800	48.2800	50.6900	51.9600	53.2600
Accounting Assistant	NE	C14	Annual	48,297.60	50,710.40	53,248.00	55,910.40	58,697.60	61,630.40	64,708.80	66,331.20	67,995.20
			Monthly	4,024.80	4,225.87	4,437.33	4,659.20	4,891.47	5,135.87	5,392.40	5,527.60	5,666.27
			Hourly	23.2200	24.3800	25.6000	26.8800	28.2200	29.6300	31.1100	31.8900	32.6900
Accounting Technician	NE	C17	Annual	55,910.40	58,697.60	61,630.40	64,708.80	67,953.60	71,344.00	74,921.60	76,793.60	78,707.20
			Monthly	4,659.20	4,891.47	5,135.87	5,392.40	5,662.80	5,945.33	6,243.47	6,399.47	6,558.93
			Hourly	26.8800	28.2200	29.6300	31.1100	32.6700	34.3000	36.0200	36.9200	37.8400
Accounts Payable Supervisor	NE	C22	Annual	71,344.00	74,921.60	78,665.60	82,596.80	86,736.00	91,083.20	95,638.40	98,030.40	100,484.80
			Monthly	5,945.33	6,243.47	6,555.47	6,883.07	7,228.00	7,590.27	7,969.87	8,169.20	8,373.73
			Hourly	34.3000	36.0200	37.8200	39.7100	41.7000	43.7900	45.9800	47.1300	48.3100
Administrative Assistant	NE	C16	Annual	53,248.00	55,910.40	58,697.60	61,630.40	64,708.80	67,953.60	71,344.00	73,132.80	74,963.20
			Monthly	4,437.33	4,659.20	4,891.47	5,135.87	5,392.40	5,662.80	5,945.33	6,094.40	6,246.93
			Hourly	25.6000	26.8800	28.2200	29.6300	31.1100	32.6700	34.3000	35.1600	36.0400
Animal Care Technician	NE	C11	Annual	41,724.80	43,804.80	45,988.80	48,297.60	50,710.40	53,248.00	55,910.40	57,304.00	58,739.20
			Monthly	3,477.07	3,650.40	3,832.40	4,024.80	4,225.87	4,437.33	4,659.20	4,775.33	4,894.93
			Hourly	20.0600	21.0600	22.1100	23.2200	24.3800	25.6000	26.8800	27.5500	28.2400
Animal Care Technician Supervisor	PAM	C21	Annual	67,953.60	71,344.00	74,921.60	78,665.60	82,596.80	86,736.00	91,083.20	93,350.40	95,680.00
			Monthly	5,662.80	5,945.33	6,243.47	6,555.47	6,883.07	7,228.00	7,590.27	7,779.20	7,973.33
			Hourly	32.6700	34.3000	36.0200	37.8200	39.7100	41.7000	43.7900	44.8800	46.0000
Animal Control Officer	NE	C15	Annual	50,710.40	53,248.00	55,910.40	58,697.60	61,630.40	64,708.80	67,953.60	69,659.20	71,406.40
			Monthly	4,225.87	4,437.33	4,659.20	4,891.47	5,135.87	5,392.40	5,662.80	5,804.93	5,950.53
			Hourly	24.3800	25.6000	26.8800	28.2200	29.6300	31.1100	32.6700	33.4900	34.3300
Animal Rescue Coordinator	NE	C11	Annual	41,724.80	43,804.80	45,988.80	48,297.60	50,710.40	53,248.00	55,910.40	57,304.00	58,739.20
			Monthly	3,477.07	3,650.40	3,832.40	4,024.80	4,225.87	4,437.33	4,659.20	4,775.33	4,894.93
			Hourly	20.0600	21.0600	22.1100	23.2200	24.3800	25.6000	26.8800	27.5500	28.2400
Animal Services Assistant	NE	C10	Annual	39,728.00	41,724.80	43,804.80	45,988.80	48,297.60	50,710.40	53,248.00	54,579.20	55,952.00
			Monthly	3,310.67	3,477.07	3,650.40	3,832.40	4,024.80	4,225.87	4,437.33	4,548.27	4,662.67
			Hourly	19.1000	20.0600	21.0600	22.1100	23.2200	24.3800	25.6000	26.2400	26.9000
Animal Services Dispatcher	NE	C10	Annual	39,728.00	41,724.80	43,804.80	45,988.80	48,297.60	50,710.40	53,248.00	54,579.20	55,952.00
			Monthly	3,310.67	3,477.07	3,650.40	3,832.40	4,024.80	4,225.87	4,437.33	4,548.27	4,662.67
			Hourly	19.1000	20.0600	21.0600	22.1100	23.2200	24.3800	25.6000	26.2400	26.9000
Animal Services Division Manager	DMG	C30	Annual	105,414.40	110,676.80	116,209.60	122,012.80	128,107.20	134,513.60	141,232.00	144,768.00	148,387.20
			Monthly	8,784.53	9,223.07	9,684.13	10,167.73	10,675.60	11,209.47	11,769.33	12,064.00	12,365.60
			Hourly	50.6800	53.2100	55.8700	58.6600	61.5900	64.6700	67.9000	69.6000	71.3400
Animal Services Field Supervisor	PAM	C22	Annual	71,344.00	74,921.60	78,665.60	82,596.80	86,736.00	91,083.20	95,638.40	98,030.40	100,484.80
			Monthly	5,945.33	6,243.47	6,555.47	6,883.07	7,228.00	7,590.27	7,969.87	8,169.20	8,373.73
			Hourly	34.3000	36.0200	37.8200	39.7100	41.7000	43.7900	45.9800	47.1300	48.3100

**CITY OF MORENO VALLEY**  
**SALARY SCALE - CAREER POSITIONS**  
**EFFECTIVE 07/08/2023**

TITLE	GRP	GRADE										
			A	B	C	D	E	F	G	H	I	
				5.0%	5.0%	5.0%	5.0%	5.0%	5.0%	2.5%	2.5%	
Animal Services License Inspector	NE	C11	Annual	41,724.80	43,804.80	45,988.80	48,297.60	50,710.40	53,248.00	55,910.40	57,304.00	58,739.20
			Monthly	3,477.07	3,650.40	3,832.40	4,024.80	4,225.87	4,437.33	4,659.20	4,775.33	4,894.93
			Hourly	20.0600	21.0600	22.1100	23.2200	24.3800	25.6000	26.8800	27.5500	28.2400
Animal Services Office Supervisor	PAM	C21	Annual	67,953.60	71,344.00	74,921.60	78,665.60	82,596.80	86,736.00	91,083.20	93,350.40	95,680.00
			Monthly	5,662.80	5,945.33	6,243.47	6,555.47	6,883.07	7,228.00	7,590.27	7,779.20	7,973.33
			Hourly	32.6700	34.3000	36.0200	37.8200	39.7100	41.7000	43.7900	44.8800	46.0000
Applications & Database Administrator	PAM	C29	Annual	100,380.80	105,393.60	110,656.00	116,188.80	121,992.00	128,086.40	134,492.80	137,862.40	141,315.20
			Monthly	8,365.07	8,782.80	9,221.33	9,682.40	10,166.00	10,673.87	11,207.73	11,488.53	11,776.27
			Hourly	48.2600	50.6700	53.2000	55.8600	58.6500	61.5800	64.6600	66.2800	67.9400
Applications Analyst	PAM	C25	Annual	82,596.80	86,736.00	91,083.20	95,638.40	100,422.40	105,435.20	110,697.60	113,464.00	116,292.80
			Monthly	6,883.07	7,228.00	7,590.27	7,969.87	8,368.53	8,786.27	9,224.80	9,455.33	9,691.07
			Hourly	39.7100	41.7000	43.7900	45.9800	48.2800	50.6900	53.2200	54.5500	55.9100
Assistant to the City Manager	PAM	C24	Annual	78,665.60	82,596.80	86,736.00	91,083.20	95,638.40	100,422.40	105,435.20	108,076.80	110,780.80
			Monthly	6,555.47	6,883.07	7,228.00	7,590.27	7,969.87	8,368.53	8,786.27	9,006.40	9,231.73
			Hourly	37.8200	39.7100	41.7000	43.7900	45.9800	48.2800	50.6900	51.9600	53.2600
Assistant Crossing Guard Supervisor	NE	C05	Annual	36,046.40	36,046.40	37,856.00	39,748.80	39,748.80	41,745.60	41,745.60	43,825.60	43,825.60
			Monthly	3,003.87	3,003.87	3,154.67	3,312.40	3,312.40	3,478.80	3,478.80	3,652.13	3,652.13
			Hourly	17.3300	18.2000	18.2000	19.1100	19.1100	20.0700	20.0700	21.0700	21.0700
Assistant Engineer	PAM	C25	Annual	82,596.80	86,736.00	91,083.20	95,638.40	100,422.40	105,435.20	110,697.60	113,464.00	116,292.80
			Monthly	6,883.07	7,228.00	7,590.27	7,969.87	8,368.53	8,786.27	9,224.80	9,455.33	9,691.07
			Hourly	39.7100	41.7000	43.7900	45.9800	48.2800	50.6900	53.2200	54.5500	55.9100
Assistant Network Administrator	PAM	C26	Annual	86,715.20	91,041.60	95,596.80	100,380.80	105,393.60	110,656.00	116,188.80	119,100.80	122,075.20
			Monthly	7,226.27	7,586.80	7,966.40	8,365.07	8,782.80	9,221.33	9,682.40	9,925.07	10,172.93
			Hourly	41.6900	43.7700	45.9600	48.2600	50.6700	53.2000	55.8600	57.2600	58.6900
Associate Engineer I	PAM	C28	Annual	95,617.60	100,401.60	105,414.40	110,676.80	116,209.60	122,012.80	128,107.20	131,310.40	134,596.80
			Monthly	7,968.13	8,366.80	8,784.53	9,223.07	9,684.13	10,167.73	10,675.60	10,942.53	11,216.40
			Hourly	45.9700	48.2700	50.6800	53.2100	55.8700	58.6600	61.5900	63.1300	64.7100
Associate Engineer II	PAM	C29	Annual	100,380.80	105,393.60	110,656.00	116,188.80	121,992.00	128,086.40	134,492.80	137,862.40	141,315.20
			Monthly	8,365.07	8,782.80	9,221.33	9,682.40	10,166.00	10,673.87	11,207.73	11,488.53	11,776.27
			Hourly	48.2600	50.6700	53.2000	55.8600	58.6500	61.5800	64.6600	66.2800	67.9400
Associate Planner	PAM	C25	Annual	82,596.80	86,736.00	91,083.20	95,638.40	100,422.40	105,435.20	110,697.60	113,464.00	116,292.80
			Monthly	6,883.07	7,228.00	7,590.27	7,969.87	8,368.53	8,786.27	9,224.80	9,455.33	9,691.07
			Hourly	39.7100	41.7000	43.7900	45.9800	48.2800	50.6900	53.2200	54.5500	55.9100
Audio Visual Technician	NE	C18	Annual	58,697.60	61,630.40	64,708.80	67,953.60	71,344.00	74,921.60	78,665.60	80,641.60	82,659.20
			Monthly	4,891.47	5,135.87	5,392.40	5,662.80	5,945.33	6,243.47	6,555.47	6,720.13	6,888.27
			Hourly	28.2200	29.6300	31.1100	32.6700	34.3000	36.0200	37.8200	38.7700	39.7400
Banquet Facility Representative	PAM	C19	Annual	61,630.40	64,708.80	67,953.60	71,344.00	74,921.60	78,665.60	82,596.80	84,656.00	86,777.60
			Monthly	5,135.87	5,392.40	5,662.80	5,945.33	6,243.47	6,555.47	6,883.07	7,054.67	7,231.47
			Hourly	29.6300	31.1100	32.6700	34.3000	36.0200	37.8200	39.7100	40.7000	41.7200
Building Division Manager/Official	DMG	C34	Annual	137,488.00	144,372.80	151,590.40	159,161.60	167,128.00	175,489.60	184,267.20	188,864.00	193,585.60
			Monthly	11,457.33	12,031.07	12,632.53	13,263.47	13,927.33	14,624.13	15,355.60	15,738.67	16,132.13
			Hourly	66.1000	69.4100	72.8800	76.5200	80.3500	84.3700	88.5900	90.8000	93.0700

**CITY OF MORENO VALLEY**  
**SALARY SCALE - CAREER POSITIONS**  
**EFFECTIVE 07/08/2023**

TITLE	GRP	GRADE										
			A	B	C	D	E	F	G	H	I	
				5.0%	5.0%	5.0%	5.0%	5.0%	5.0%	5.0%	2.5%	2.5%
Building Inspector II	NE	C24	Annual	78,665.60	82,596.80	86,736.00	91,083.20	95,638.40	100,422.40	105,435.20	108,076.80	110,780.80
			Monthly	6,555.47	6,883.07	7,228.00	7,590.27	7,969.87	8,368.53	8,786.27	9,006.40	9,231.73
			Hourly	37.8200	39.7100	41.7000	43.7900	45.9800	48.2800	50.6900	51.9600	53.2600
Building Safety Supervisor	PAM	C27	Annual	91,062.40	95,617.60	100,401.60	105,414.40	110,676.80	116,209.60	122,012.80	125,070.40	128,190.40
			Monthly	7,588.53	7,968.13	8,366.80	8,784.53	9,223.07	9,684.13	10,167.73	10,422.53	10,682.53
			Hourly	43.7800	45.9700	48.2700	50.6800	53.2100	55.8700	58.6600	60.1300	61.6300
Business License Liaison	NE	C16	Annual	53,248.00	55,910.40	58,697.60	61,630.40	64,708.80	67,953.60	71,344.00	73,132.80	74,963.20
			Monthly	4,437.33	4,659.20	4,891.47	5,135.87	5,392.40	5,662.80	5,945.33	6,094.40	6,246.93
			Hourly	25.6000	26.8800	28.2200	29.6300	31.1100	32.6700	34.3000	35.1600	36.0400
Child Care Assistant	GRA	CC09	Annual	33,912.32	2,246.40	36,628.80	36,628.80	44,512.00	46,737.60	49,067.20	51,521.60	54,100.80
			Monthly	2,826.03	187.20	3,052.40	3,052.40	3,709.33	3,894.80	4,088.93	4,293.47	4,508.40
			Hourly	17.6100	18.4900	19.4100	20.3800	21.4000	22.4700	23.5900	24.7700	26.0100
Child Care Instructor II	GRA	CC11	Annual	39,561.60	41,537.60	43,617.60	45,801.60	48,089.60	50,502.40	53,019.20	54,350.40	55,702.40
			Monthly	3,296.80	3,461.47	3,634.80	3,816.80	4,007.47	4,208.53	4,418.27	4,529.20	4,641.87
			Hourly	19.0200	19.9700	20.9700	22.0200	23.1200	24.2800	25.4900	26.1300	26.7800
Child Care Program Manager	PAM	C19	Annual	61,630.40	64,708.80	67,953.60	71,344.00	74,921.60	78,665.60	82,596.80	84,656.00	86,777.60
			Monthly	5,135.87	5,392.40	5,662.80	5,945.33	6,243.47	6,555.47	6,883.07	7,054.67	7,231.47
			Hourly	29.6300	31.1100	32.6700	34.3000	36.0200	37.8200	39.7100	40.7000	41.7200
Child Care Site Supervisor	GRA	C15	Annual	50,710.40	53,248.00	55,910.40	58,697.60	61,630.40	64,708.80	67,953.60	69,659.20	71,406.40
			Monthly	4,225.87	4,437.33	4,659.20	4,891.47	5,135.87	5,392.40	5,662.80	5,804.93	5,950.53
			Hourly	24.3800	25.6000	26.8800	28.2200	29.6300	31.1100	32.6700	33.4900	34.3300
Community Enhancement Division Manager	DMG	C30	Annual	105,414.40	110,676.80	116,209.60	122,012.80	128,107.20	134,513.60	141,232.00	144,768.00	148,387.20
			Monthly	8,784.53	9,223.07	9,684.13	10,167.73	10,675.60	11,209.47	11,769.33	12,064.00	12,365.60
			Hourly	50.6800	53.2100	55.8700	58.6600	61.5900	64.6700	67.9000	69.6000	71.3400
Community Enhancement Officer I	NE	C18	Annual	58,697.60	61,630.40	64,708.80	67,953.60	71,344.00	74,921.60	78,665.60	80,641.60	82,659.20
			Monthly	4,891.47	5,135.87	5,392.40	5,662.80	5,945.33	6,243.47	6,555.47	6,720.13	6,888.27
			Hourly	28.2200	29.6300	31.1100	32.6700	34.3000	36.0200	37.8200	38.7700	39.7400
Community Enhancement Officer II	NE	C20	Annual	64,708.80	67,953.60	71,344.00	74,921.60	78,665.60	82,596.80	86,736.00	88,899.20	91,124.80
			Monthly	5,392.40	5,662.80	5,945.33	6,243.47	6,555.47	6,883.07	7,228.00	7,408.27	7,593.73
			Hourly	31.1100	32.6700	34.3000	36.0200	37.8200	39.7100	41.7000	42.7400	43.8100
Community Enhancement Supervisor	PAM	C23	Annual	74,921.60	78,665.60	82,596.80	86,736.00	91,083.20	95,638.40	100,422.40	102,939.20	105,518.40
			Monthly	6,243.47	6,555.47	6,883.07	7,228.00	7,590.27	7,969.87	8,368.53	8,578.27	8,793.20
			Hourly	36.0200	37.8200	39.7100	41.7000	43.7900	45.9800	48.2800	49.4900	50.7300
Community Services Assistant Coordinator	NE	C08	Annual	36,046.40	37,856.00	39,748.80	41,745.60	43,825.60	46,009.60	48,318.40	49,524.80	50,772.80
			Monthly	3,003.87	3,154.67	3,312.40	3,478.80	3,652.13	3,834.13	4,026.53	4,127.07	4,231.07
			Hourly	17.3300	18.2000	19.1100	20.0700	21.0700	22.1200	23.2300	23.8100	24.4100
Community Services Coordinator	NE	C10	Annual	39,728.00	41,724.80	43,804.80	45,988.80	48,297.60	50,710.40	53,248.00	54,579.20	55,952.00
			Monthly	3,310.67	3,477.07	3,650.40	3,832.40	4,024.80	4,225.87	4,437.33	4,548.27	4,662.67
			Hourly	19.1000	20.0600	21.0600	22.1100	23.2200	24.3800	25.6000	26.2400	26.9000
Community Services Division Manager	DMG	C30	Annual	105,414.40	110,676.80	116,209.60	122,012.80	128,107.20	134,513.60	141,232.00	144,768.00	148,387.20
			Monthly	8,784.53	9,223.07	9,684.13	10,167.73	10,675.60	11,209.47	11,769.33	12,064.00	12,365.60
			Hourly	50.6800	53.2100	55.8700	58.6600	61.5900	64.6700	67.9000	69.6000	71.3400

**CITY OF MORENO VALLEY**  
**SALARY SCALE - CAREER POSITIONS**  
**EFFECTIVE 07/08/2023**

TITLE	GRP	GRADE										
			A	B	C	D	E	F	G	H	I	
				5.0%	5.0%	5.0%	5.0%	5.0%	5.0%	2.5%	2.5%	
Community Services Supervisor	PAM	C19	Annual	61,630.40	64,708.80	67,953.60	71,344.00	74,921.60	78,665.60	82,596.80	84,656.00	86,777.60
			Monthly	5,135.87	5,392.40	5,662.80	5,945.33	6,243.47	6,555.47	6,883.07	7,054.67	7,231.47
			Hourly	29.6300	31.1100	32.6700	34.3000	36.0200	37.8200	39.7100	40.7000	41.7200
Construction Inspector	NE	C22	Annual	71,344.00	74,921.60	78,665.60	82,596.80	86,736.00	91,083.20	95,638.40	98,030.40	100,484.80
			Monthly	5,945.33	6,243.47	6,555.47	6,883.07	7,228.00	7,590.27	7,969.87	8,169.20	8,373.73
			Hourly	34.3000	36.0200	37.8200	39.7100	41.7000	43.7900	45.9800	47.1300	48.3100
Construction Inspector Supervisor	PAM	C25	Annual	82,596.80	86,736.00	91,083.20	95,638.40	100,422.40	105,435.20	110,697.60	113,464.00	116,292.80
			Monthly	6,883.07	7,228.00	7,590.27	7,969.87	8,368.53	8,786.27	9,224.80	9,455.33	9,691.07
			Hourly	39.7100	41.7000	43.7900	45.9800	48.2800	50.6900	53.2200	54.5500	55.9100
Crossing Guard Supervisor	NE	C07	Annual	36,046.40	37,856.00	39,748.80	41,745.60	43,825.60	46,009.60	48,318.40	49,524.80	50,772.80
			Monthly	3,003.87	3,154.67	3,312.40	3,478.80	3,652.13	3,834.13	4,026.53	4,127.07	4,231.07
			Hourly	17.3300	18.2000	19.1100	20.0700	21.0700	22.1200	23.2300	23.8100	24.4100
Customer Service Manager	PAM	C26	Annual	86,715.20	91,041.60	95,596.80	100,380.80	105,393.60	110,656.00	116,188.80	119,100.80	122,075.20
			Monthly	7,226.27	7,586.80	7,966.40	8,365.07	8,782.80	9,221.33	9,682.40	9,925.07	10,172.93
			Hourly	41.6900	43.7700	45.9600	48.2600	50.6700	53.2000	55.8600	57.2600	58.6900
Deputy City Clerk	NE	C17	Annual	55,910.40	58,697.60	61,630.40	64,708.80	67,953.60	71,344.00	74,921.60	76,793.60	78,707.20
			Monthly	4,659.20	4,891.47	5,135.87	5,392.40	5,662.80	5,945.33	6,243.47	6,399.47	6,558.93
			Hourly	26.8800	28.2200	29.6300	31.1100	32.6700	34.3000	36.0200	36.9200	37.8400
Deputy City Manager	DMG	C30	Annual	105,414.40	110,676.80	116,209.60	122,012.80	128,107.20	134,513.60	141,232.00	144,768.00	148,387.20
			Monthly	8,784.53	9,223.07	9,684.13	10,167.73	10,675.60	11,209.47	11,769.33	12,064.00	12,365.60
			Hourly	50.6800	53.2100	55.8700	58.6600	61.5900	64.6700	67.9000	69.6000	71.3400
Deputy Compliance Director	DMG	C35	Annual	144,372.80	151,590.40	159,161.60	167,128.00	175,489.60	184,267.20	193,481.60	198,328.00	203,278.40
			Monthly	12,031.07	12,632.53	13,263.47	13,927.33	14,624.13	15,355.60	16,123.47	16,527.33	16,939.87
			Hourly	69.4100	72.8800	76.5200	80.3500	84.3700	88.5900	93.0200	95.3500	97.7300
Deputy Finance Director	DMG	C34	Annual	137,488.00	144,372.80	151,590.40	159,161.60	167,128.00	175,489.60	184,267.20	188,864.00	193,585.60
			Monthly	11,457.33	12,031.07	12,632.53	13,263.47	13,927.33	14,624.13	15,355.60	15,738.67	16,132.13
			Hourly	66.1000	69.4100	72.8800	76.5200	80.3500	84.3700	88.5900	90.8000	93.0700
Economic Development Division Manager	DMG	C30	Annual	105,414.40	110,676.80	116,209.60	122,012.80	128,107.20	134,513.60	141,232.00	144,768.00	148,387.20
			Monthly	8,784.53	9,223.07	9,684.13	10,167.73	10,675.60	11,209.47	11,769.33	12,064.00	12,365.60
			Hourly	50.6800	53.2100	55.8700	58.6600	61.5900	64.6700	67.9000	69.6000	71.3400
Electric Utility Chief Engineer	PAM	C34	Annual	137,488.00	144,372.80	151,590.40	159,161.60	167,128.00	175,489.60	184,267.20	188,864.00	193,585.60
			Monthly	11,457.33	12,031.07	12,632.53	13,263.47	13,927.33	14,624.13	15,355.60	15,738.67	16,132.13
			Hourly	66.1000	69.4100	72.8800	76.5200	80.3500	84.3700	88.5900	90.8000	93.0700
Electric Utility Division Manager	DMG	C36	Annual	158,891.20	166,836.80	175,177.60	183,934.40	193,128.00	202,779.20	212,908.80	218,233.60	223,683.20
			Monthly	13,240.93	13,903.07	14,598.13	15,327.87	16,094.00	16,898.27	17,742.40	18,186.13	18,640.27
			Hourly	76.3900	80.2100	84.2200	88.4300	92.8500	97.4900	102.3600	104.9200	107.5400
Electric Utility Program Coordinator	PAM	C27	Annual	91,062.40	95,617.60	100,401.60	105,414.40	110,676.80	116,209.60	122,012.80	125,070.40	128,190.40
			Monthly	7,588.53	7,968.13	8,366.80	8,784.53	9,223.07	9,684.13	10,167.73	10,422.53	10,682.53
			Hourly	43.7800	45.9700	48.2700	50.6800	53.2100	55.8700	58.6600	60.1300	61.6300
Emergency Management & Volunteer Services Program Manager	DMG	C30	Annual	105,414.40	110,676.80	116,209.60	122,012.80	128,107.20	134,513.60	141,232.00	144,768.00	148,387.20
			Monthly	8,784.53	9,223.07	9,684.13	10,167.73	10,675.60	11,209.47	11,769.33	12,064.00	12,365.60
			Hourly	50.6800	53.2100	55.8700	58.6600	61.5900	64.6700	67.9000	69.6000	71.3400



**CITY OF MORENO VALLEY**  
**SALARY SCALE - CAREER POSITIONS**  
**EFFECTIVE 07/08/2023**

TITLE	GRP	GRADE										
			A	B	C	D	E	F	G	H	I	
				5.0%	5.0%	5.0%	5.0%	5.0%	5.0%	2.5%	2.5%	
Emergency Management & Volunteer Services Program Specialist	NE	C16	Annual	53,248.00	55,910.40	58,697.60	61,630.40	64,708.80	67,953.60	71,344.00	73,132.80	74,963.20
			Monthly	4,437.33	4,659.20	4,891.47	5,135.87	5,392.40	5,662.80	5,945.33	6,094.40	6,246.93
			Hourly	25.6000	26.8800	28.2200	29.6300	31.1100	32.6700	34.3000	35.1600	36.0400
Engineering Division Manager/Assistant City Engineer	DMG	C34	Annual	137,488.00	144,372.80	151,590.40	159,161.60	167,128.00	175,489.60	184,267.20	188,864.00	193,585.60
			Monthly	11,457.33	12,031.07	12,632.53	13,263.47	13,927.33	14,624.13	15,355.60	15,738.67	16,132.13
			Hourly	66.1000	69.4100	72.8800	76.5200	80.3500	84.3700	88.5900	90.8000	93.0700
Enterprise Systems Administrator	PAM	C31	Annual	110,676.80	116,209.60	122,012.80	128,107.20	134,513.60	141,232.00	148,304.00	152,006.40	155,812.80
			Monthly	9,223.07	9,684.13	10,167.73	10,675.60	11,209.47	11,769.33	12,358.67	12,667.20	12,984.40
			Hourly	53.2100	55.8700	58.6600	61.5900	64.6700	67.9000	71.3000	73.0800	74.9100
Equipment Operator	NE	C17	Annual	55,910.40	58,697.60	61,630.40	64,708.80	67,953.60	71,344.00	74,921.60	76,793.60	78,707.20
			Monthly	4,659.20	4,891.47	5,135.87	5,392.40	5,662.80	5,945.33	6,243.47	6,399.47	6,558.93
			Hourly	26.8800	28.2200	29.6300	31.1100	32.6700	34.3000	36.0200	36.9200	37.8400
Executive Assistant I	NE	C19	Annual	61,630.40	64,708.80	67,953.60	71,344.00	74,921.60	78,665.60	82,596.80	84,656.00	86,777.60
			Monthly	5,135.87	5,392.40	5,662.80	5,945.33	6,243.47	6,555.47	6,883.07	7,054.67	7,231.47
			Hourly	29.6300	31.1100	32.6700	34.3000	36.0200	37.8200	39.7100	40.7000	41.7200
Executive Assistant to Mayor/City Council	DMG	C30	Annual	105,414.40	110,676.80	116,209.60	122,012.80	128,107.20	134,513.60	141,232.00	144,768.00	148,387.20
			Monthly	8,784.53	9,223.07	9,684.13	10,167.73	10,675.60	11,209.47	11,769.33	12,064.00	12,365.60
			Hourly	50.6800	53.2100	55.8700	58.6600	61.5900	64.6700	67.9000	69.6000	71.3400
Facilities Maintenance Mechanic	NE	C15	Annual	50,710.40	53,248.00	55,910.40	58,697.60	61,630.40	64,708.80	67,953.60	69,659.20	71,406.40
			Monthly	4,225.87	4,437.33	4,659.20	4,891.47	5,135.87	5,392.40	5,662.80	5,804.93	5,950.53
			Hourly	24.3800	25.6000	26.8800	28.2200	29.6300	31.1100	32.6700	33.4900	34.3300
Facilities Maintenance Worker	NE	C13	Annual	45,988.80	48,297.60	50,710.40	53,248.00	55,910.40	58,697.60	61,630.40	63,169.60	64,750.40
			Monthly	3,832.40	4,024.80	4,225.87	4,437.33	4,659.20	4,891.47	5,135.87	5,264.13	5,395.87
			Hourly	22.1100	23.2200	24.3800	25.6000	26.8800	28.2200	29.6300	30.3700	31.1300
Financial Operations Division Manager	DMG	C33	Annual	127,899.20	134,284.80	141,003.20	148,054.40	155,459.20	163,238.40	171,392.00	175,676.80	180,065.60
			Monthly	10,658.27	11,190.40	11,750.27	12,337.87	12,954.93	13,603.20	14,282.67	14,639.73	15,005.47
			Hourly	61.4900	64.5600	67.7900	71.1800	74.7400	78.4800	82.4000	84.4600	86.5700
Financial Resources Division Manager	DMG	C33	Annual	127,899.20	134,284.80	141,003.20	148,054.40	155,459.20	163,238.40	171,392.00	175,676.80	180,065.60
			Monthly	10,658.27	11,190.40	11,750.27	12,337.87	12,954.93	13,603.20	14,282.67	14,639.73	15,005.47
			Hourly	61.4900	64.5600	67.7900	71.1800	74.7400	78.4800	82.4000	84.4600	86.5700
Fleet & Facilities Division Manager	DMG	C31	Annual	110,676.80	116,209.60	122,012.80	128,107.20	134,513.60	141,232.00	148,304.00	152,006.40	155,812.80
			Monthly	9,223.07	9,684.13	10,167.73	10,675.60	11,209.47	11,769.33	12,358.67	12,667.20	12,984.40
			Hourly	53.2100	55.8700	58.6600	61.5900	64.6700	67.9000	71.3000	73.0800	74.9100
Fleet & Facilities Maintenance Supervisor	PAM	C27	Annual	91,062.40	95,617.60	100,401.60	105,414.40	110,676.80	116,209.60	122,012.80	125,070.40	128,190.40
			Monthly	7,588.53	7,968.13	8,366.80	8,784.53	9,223.07	9,684.13	10,167.73	10,422.53	10,682.53
			Hourly	43.7800	45.9700	48.2700	50.6800	53.2100	55.8700	58.6600	60.1300	61.6300
GIS Administrator	PAM	C29	Annual	100,380.80	105,393.60	110,656.00	116,188.80	121,992.00	128,086.40	134,492.80	137,862.40	141,315.20
			Monthly	8,365.07	8,782.80	9,221.33	9,682.40	10,166.00	10,673.87	11,207.73	11,488.53	11,776.27
			Hourly	48.2600	50.6700	53.2000	55.8600	58.6500	61.5800	64.6600	66.2800	67.9400
GIS Applications Analyst	PAM	C25	Annual	82,596.80	86,736.00	91,083.20	95,638.40	100,422.40	105,435.20	110,697.60	113,464.00	116,292.80
			Monthly	6,883.07	7,228.00	7,590.27	7,969.87	8,368.53	8,786.27	9,224.80	9,455.33	9,691.07
			Hourly	39.7100	41.7000	43.7900	45.9800	48.2800	50.6900	53.2200	54.5500	55.9100

**CITY OF MORENO VALLEY**  
**SALARY SCALE - CAREER POSITIONS**  
**EFFECTIVE 07/08/2023**

TITLE	GRP	GRADE										
			A	B	C	D	E	F	G	H	I	
				5.0%	5.0%	5.0%	5.0%	5.0%	5.0%	2.5%	2.5%	
GIS Specialist	NE	C21	Annual	67,953.60	71,344.00	74,921.60	78,665.60	82,596.80	86,736.00	91,083.20	93,350.40	95,680.00
			Monthly	5,662.80	5,945.33	6,243.47	6,555.47	6,883.07	7,228.00	7,590.27	7,779.20	7,973.33
			Hourly	32.6700	34.3000	36.0200	37.8200	39.7100	41.7000	43.7900	44.8800	46.0000
Grants Division Manager	DMG	C33	Annual	127,899.20	134,284.80	141,003.20	148,054.40	155,459.20	163,238.40	171,392.00	175,676.80	180,065.60
			Monthly	10,658.27	11,190.40	11,750.27	12,337.87	12,954.93	13,603.20	14,282.67	14,639.73	15,005.47
			Hourly	61.4900	64.5600	67.7900	71.1800	74.7400	78.4800	82.4000	84.4600	86.5700
Grants Program Manager	PAM	C27	Annual	91,062.40	95,617.60	100,401.60	105,414.40	110,676.80	116,209.60	122,012.80	125,070.40	128,190.40
			Monthly	7,588.53	7,968.13	8,366.80	8,784.53	9,223.07	9,684.13	10,167.73	10,422.53	10,682.53
			Hourly	43.7800	45.9700	48.2700	50.6800	53.2100	55.8700	58.6600	60.1300	61.6300
Human Resources Analyst	PAM	C24	Annual	78,665.60	82,596.80	86,736.00	91,083.20	95,638.40	100,422.40	105,435.20	108,076.80	110,780.80
			Monthly	6,555.47	6,883.07	7,228.00	7,590.27	7,969.87	8,368.53	8,786.27	9,006.40	9,231.73
			Hourly	37.8200	39.7100	41.7000	43.7900	45.9800	48.2800	50.6900	51.9600	53.2600
Human Resources Division Manager	DMG	C34	Annual	137,488.00	144,372.80	151,590.40	159,161.60	167,128.00	175,489.60	184,267.20	188,864.00	193,585.60
			Monthly	11,457.33	12,031.07	12,632.53	13,263.47	13,927.33	14,624.13	15,355.60	15,738.67	16,132.13
			Hourly	66.1000	69.4100	72.8800	76.5200	80.3500	84.3700	88.5900	90.8000	93.0700
Human Resources Technician	NE	C22	Annual	71,344.00	74,921.60	78,665.60	82,596.80	86,736.00	91,083.20	95,638.40	98,030.40	100,484.80
			Monthly	5,945.33	6,243.47	6,555.47	6,883.07	7,228.00	7,590.27	7,969.87	8,169.20	8,373.73
			Hourly	34.3000	36.0200	37.8200	39.7100	41.7000	43.7900	45.9800	47.1300	48.3100
Information Technology Technician	NE	C20	Annual	64,708.80	67,953.60	71,344.00	74,921.60	78,665.60	82,596.80	86,736.00	88,899.20	91,124.80
			Monthly	5,392.40	5,662.80	5,945.33	6,243.47	6,555.47	6,883.07	7,228.00	7,408.27	7,593.73
			Hourly	31.1100	32.6700	34.3000	36.0200	37.8200	39.7100	41.7000	42.7400	43.8100
Landscape Services Inspector	NE	C18	Annual	58,697.60	61,630.40	64,708.80	67,953.60	71,344.00	74,921.60	78,665.60	80,641.60	82,659.20
			Monthly	4,891.47	5,135.87	5,392.40	5,662.80	5,945.33	6,243.47	6,555.47	6,720.13	6,888.27
			Hourly	28.2200	29.6300	31.1100	32.6700	34.3000	36.0200	37.8200	38.7700	39.7400
Lead Facilities Maintenance Worker	NE	C18	Annual	58,697.60	61,630.40	64,708.80	67,953.60	71,344.00	74,921.60	78,665.60	80,641.60	82,659.20
			Monthly	4,891.47	5,135.87	5,392.40	5,662.80	5,945.33	6,243.47	6,555.47	6,720.13	6,888.27
			Hourly	28.2200	29.6300	31.1100	32.6700	34.3000	36.0200	37.8200	38.7700	39.7400
Lead Maintenance Worker	NE	C19	Annual	61,630.40	64,708.80	67,953.60	71,344.00	74,921.60	78,665.60	82,596.80	84,656.00	86,777.60
			Monthly	5,135.87	5,392.40	5,662.80	5,945.33	6,243.47	6,555.47	6,883.07	7,054.67	7,231.47
			Hourly	29.6300	31.1100	32.6700	34.3000	36.0200	37.8200	39.7100	40.7000	41.7200
Lead Parks Maintenance Worker	NE	C15	Annual	50,710.40	53,248.00	55,910.40	58,697.60	61,630.40	64,708.80	67,953.60	69,659.20	71,406.40
			Monthly	4,225.87	4,437.33	4,659.20	4,891.47	5,135.87	5,392.40	5,662.80	5,804.93	5,950.53
			Hourly	24.3800	25.6000	26.8800	28.2200	29.6300	31.1100	32.6700	33.4900	34.3300
Lead Traffic Sign/Marking Technician	NE	C18	Annual	58,697.60	61,630.40	64,708.80	67,953.60	71,344.00	74,921.60	78,665.60	80,641.60	82,659.20
			Monthly	4,891.47	5,135.87	5,392.40	5,662.80	5,945.33	6,243.47	6,555.47	6,720.13	6,888.27
			Hourly	28.2200	29.6300	31.1100	32.6700	34.3000	36.0200	37.8200	38.7700	39.7400
Lead Vehicle/Equipment Technician	NE	C19	Annual	61,630.40	64,708.80	67,953.60	71,344.00	74,921.60	78,665.60	82,596.80	84,656.00	86,777.60
			Monthly	5,135.87	5,392.40	5,662.80	5,945.33	6,243.47	6,555.47	6,883.07	7,054.67	7,231.47
			Hourly	29.6300	31.1100	32.6700	34.3000	36.0200	37.8200	39.7100	40.7000	41.7200
Maintenance & Operations Division Manager	DMG	C31	Annual	110,676.80	116,209.60	122,012.80	128,107.20	134,513.60	141,232.00	148,304.00	152,006.40	155,812.80
			Monthly	9,223.07	9,684.13	10,167.73	10,675.60	11,209.47	11,769.33	12,358.67	12,667.20	12,984.40
			Hourly	53.2100	55.8700	58.6600	61.5900	64.6700	67.9000	71.3000	73.0800	74.9100

**CITY OF MORENO VALLEY**  
**SALARY SCALE - CAREER POSITIONS**  
**EFFECTIVE 07/08/2023**

TITLE	GRP	GRADE										
			A	B	C	D	E	F	G	H	I	
				5.0%	5.0%	5.0%	5.0%	5.0%	5.0%	2.5%	2.5%	
Maintenance Worker I	NE	C12	Annual	43,804.80	45,988.80	48,297.60	50,710.40	53,248.00	55,910.40	58,697.60	60,174.40	61,672.00
			Monthly	3,650.40	3,832.40	4,024.80	4,225.87	4,437.33	4,659.20	4,891.47	5,014.53	5,139.33
			Hourly	21.0600	22.1100	23.2200	24.3800	25.6000	26.8800	28.2200	28.9300	29.6500
Maintenance Worker II	NE	C15	Annual	50,710.40	53,248.00	55,910.40	58,697.60	61,630.40	64,708.80	67,953.60	69,659.20	71,406.40
			Monthly	4,225.87	4,437.33	4,659.20	4,891.47	5,135.87	5,392.40	5,662.80	5,804.93	5,950.53
			Hourly	24.3800	25.6000	26.8800	28.2200	29.6300	31.1100	32.6700	33.4900	34.3300
Maintenance Worker/Work Release Coordinator	NE	C16	Annual	53,248.00	55,910.40	58,697.60	61,630.40	64,708.80	67,953.60	71,344.00	73,132.80	74,963.20
			Monthly	4,437.33	4,659.20	4,891.47	5,135.87	5,392.40	5,662.80	5,945.33	6,094.40	6,246.93
			Hourly	25.6000	26.8800	28.2200	29.6300	31.1100	32.6700	34.3000	35.1600	36.0400
Management Aide	NE	C18	Annual	58,697.60	61,630.40	64,708.80	67,953.60	71,344.00	74,921.60	78,665.60	80,641.60	82,659.20
			Monthly	4,891.47	5,135.87	5,392.40	5,662.80	5,945.33	6,243.47	6,555.47	6,720.13	6,888.27
			Hourly	28.2200	29.6300	31.1100	32.6700	34.3000	36.0200	37.8200	38.7700	39.7400
Management Analyst	PAM	C24	Annual	78,665.60	82,596.80	86,736.00	91,083.20	95,638.40	100,422.40	105,435.20	108,076.80	110,780.80
			Monthly	6,555.47	6,883.07	7,228.00	7,590.27	7,969.87	8,368.53	8,786.27	9,006.40	9,231.73
			Hourly	37.8200	39.7100	41.7000	43.7900	45.9800	48.2800	50.6900	51.9600	53.2600
Management Assistant	PAM	C22	Annual	71,344.00	74,921.60	78,665.60	82,596.80	86,736.00	91,083.20	95,638.40	98,030.40	100,484.80
			Monthly	5,945.33	6,243.47	6,555.47	6,883.07	7,228.00	7,590.27	7,969.87	8,169.20	8,373.73
			Hourly	34.3000	36.0200	37.8200	39.7100	41.7000	43.7900	45.9800	47.1300	48.3100
Media & Communications Division Manager	DMG	C33	Annual	127,899.20	134,284.80	141,003.20	148,054.40	155,459.20	163,238.40	171,392.00	175,676.80	180,065.60
			Monthly	10,658.27	11,190.40	11,750.27	12,337.87	12,954.93	13,603.20	14,282.67	14,639.73	15,005.47
			Hourly	61.4900	64.5600	67.7900	71.1800	74.7400	78.4800	82.4000	84.4600	86.5700
Network Administrator	PAM	C31	Annual	110,676.80	116,209.60	122,012.80	128,107.20	134,513.60	141,232.00	148,304.00	152,006.40	155,812.80
			Monthly	9,223.07	9,684.13	10,167.73	10,675.60	11,209.47	11,769.33	12,358.67	12,667.20	12,984.40
			Hourly	53.2100	55.8700	58.6600	61.5900	64.6700	67.9000	71.3000	73.0800	74.9100
Network & Systems Specialist	PAM	C24	Annual	78,665.60	82,596.80	86,736.00	91,083.20	95,638.40	100,422.40	105,435.20	108,076.80	110,780.80
			Monthly	6,555.47	6,883.07	7,228.00	7,590.27	7,969.87	8,368.53	8,786.27	9,006.40	9,231.73
			Hourly	37.8200	39.7100	41.7000	43.7900	45.9800	48.2800	50.6900	51.9600	53.2600
Paralegal	NE	C20	Annual	64,708.80	67,953.60	71,344.00	74,921.60	78,665.60	82,596.80	86,736.00	88,899.20	91,124.80
			Monthly	5,392.40	5,662.80	5,945.33	6,243.47	6,555.47	6,883.07	7,228.00	7,408.27	7,593.73
			Hourly	31.1100	32.6700	34.3000	36.0200	37.8200	39.7100	41.7000	42.7400	43.8100
Park Ranger	NE	C16	Annual	53,248.00	55,910.40	58,697.60	61,630.40	64,708.80	67,953.60	71,344.00	73,132.80	74,963.20
			Monthly	4,437.33	4,659.20	4,891.47	5,135.87	5,392.40	5,662.80	5,945.33	6,094.40	6,246.93
			Hourly	25.6000	26.8800	28.2200	29.6300	31.1100	32.6700	34.3000	35.1600	36.0400
Parking Control Officer	NE	C12	Annual	43,804.80	45,988.80	48,297.60	50,710.40	53,248.00	55,910.40	58,697.60	60,174.40	61,672.00
			Monthly	3,650.40	3,832.40	4,024.80	4,225.87	4,437.33	4,659.20	4,891.47	5,014.53	5,139.33
			Hourly	21.0600	22.1100	23.2200	24.3800	25.6000	26.8800	28.2200	28.9300	29.6500
Parks & Community Services Administration & Financial Services Division Manager	DMG	C30	Annual	105,414.40	110,676.80	116,209.60	122,012.80	128,107.20	134,513.60	141,232.00	144,768.00	148,387.20
			Monthly	8,784.53	9,223.07	9,684.13	10,167.73	10,675.60	11,209.47	11,769.33	12,064.00	12,365.60
			Hourly	50.6800	53.2100	55.8700	58.6600	61.5900	64.6700	67.9000	69.6000	71.3400
Parks & Landscape Services Division Manager	DMG	C31	Annual	110,676.80	116,209.60	122,012.80	128,107.20	134,513.60	141,232.00	148,304.00	152,006.40	155,812.80
			Monthly	9,223.07	9,684.13	10,167.73	10,675.60	11,209.47	11,769.33	12,358.67	12,667.20	12,984.40
			Hourly	53.2100	55.8700	58.6600	61.5900	64.6700	67.9000	71.3000	73.0800	74.9100

**CITY OF MORENO VALLEY**  
**SALARY SCALE - CAREER POSITIONS**  
**EFFECTIVE 07/08/2023**

TITLE	GRP	GRADE										
			A	B	C	D	E	F	G	H	I	
				5.0%	5.0%	5.0%	5.0%	5.0%	5.0%	2.5%	2.5%	
Parks Maintenance Supervisor	PAM	C25	Annual	82,596.80	86,736.00	91,083.20	95,638.40	100,422.40	105,435.20	110,697.60	113,464.00	116,292.80
			Monthly	6,883.07	7,228.00	7,590.27	7,969.87	8,368.53	8,786.27	9,224.80	9,455.33	9,691.07
			Hourly	39.7100	41.7000	43.7900	45.9800	48.2800	50.6900	53.2200	54.5500	55.9100
Parks Maintenance Worker	NE	C12	Annual	43,804.80	45,988.80	48,297.60	50,710.40	53,248.00	55,910.40	58,697.60	60,174.40	61,672.00
			Monthly	3,650.40	3,832.40	4,024.80	4,225.87	4,437.33	4,659.20	4,891.47	5,014.53	5,139.33
			Hourly	21.0600	22.1100	23.2200	24.3800	25.6000	26.8800	28.2200	28.9300	29.6500
Parks Project Manager	PAM	C25	Annual	82,596.80	86,736.00	91,083.20	95,638.40	100,422.40	105,435.20	110,697.60	113,464.00	116,292.80
			Monthly	6,883.07	7,228.00	7,590.27	7,969.87	8,368.53	8,786.27	9,224.80	9,455.33	9,691.07
			Hourly	39.7100	41.7000	43.7900	45.9800	48.2800	50.6900	53.2200	54.5500	55.9100
Payroll Supervisor	PAM	C26	Annual	86,715.20	91,041.60	95,596.80	100,380.80	105,393.60	110,656.00	116,188.80	119,100.80	122,075.20
			Monthly	7,226.27	7,586.80	7,966.40	8,365.07	8,782.80	9,221.33	9,682.40	9,925.07	10,172.93
			Hourly	41.6900	43.7700	45.9600	48.2600	50.6700	53.2000	55.8600	57.2600	58.6900
Permit Technician	NE	C18	Annual	58,697.60	61,630.40	64,708.80	67,953.60	71,344.00	74,921.60	78,665.60	80,641.60	82,659.20
			Monthly	4,891.47	5,135.87	5,392.40	5,662.80	5,945.33	6,243.47	6,555.47	6,720.13	6,888.27
			Hourly	28.2200	29.6300	31.1100	32.6700	34.3000	36.0200	37.8200	38.7700	39.7400
Planning Division Manager/Official	DMG	C34	Annual	137,488.00	144,372.80	151,590.40	159,161.60	167,128.00	175,489.60	184,267.20	188,864.00	193,585.60
			Monthly	11,457.33	12,031.07	12,632.53	13,263.47	13,927.33	14,624.13	15,355.60	15,738.67	16,132.13
			Hourly	66.1000	69.4100	72.8800	76.5200	80.3500	84.3700	88.5900	90.8000	93.0700
Principal Accountant	PAM	C28	Annual	95,617.60	100,401.60	105,414.40	110,676.80	116,209.60	122,012.80	128,107.20	131,310.40	134,596.80
			Monthly	7,968.13	8,366.80	8,784.53	9,223.07	9,684.13	10,167.73	10,675.60	10,942.53	11,216.40
			Hourly	45.9700	48.2700	50.6800	53.2100	55.8700	58.6600	61.5900	63.1300	64.7100
Principal Engineer	DMG	C33	Annual	127,899.20	134,284.80	141,003.20	148,054.40	155,459.20	163,238.40	171,392.00	175,676.80	180,065.60
			Monthly	10,658.27	11,190.40	11,750.27	12,337.87	12,954.93	13,603.20	14,282.67	14,639.73	15,005.47
			Hourly	61.4900	64.5600	67.7900	71.1800	74.7400	78.4800	82.4000	84.4600	86.5700
Principal Engineer/City Traffic Engineer	DMG	C33	Annual	127,899.20	134,284.80	141,003.20	148,054.40	155,459.20	163,238.40	171,392.00	175,676.80	180,065.60
			Monthly	10,658.27	11,190.40	11,750.27	12,337.87	12,954.93	13,603.20	14,282.67	14,639.73	15,005.47
			Hourly	61.4900	64.5600	67.7900	71.1800	74.7400	78.4800	82.4000	84.4600	86.5700
Principal Planner	PAM	C33	Annual	127,899.20	134,284.80	141,003.20	148,054.40	155,459.20	163,238.40	171,392.00	175,676.80	180,065.60
			Monthly	10,658.27	11,190.40	11,750.27	12,337.87	12,954.93	13,603.20	14,282.67	14,639.73	15,005.47
			Hourly	61.4900	64.5600	67.7900	71.1800	74.7400	78.4800	82.4000	84.4600	86.5700
Public Information/Intergovernmental Relations Officer	PAM	C28	Annual	95,617.60	100,401.60	105,414.40	110,676.80	116,209.60	122,012.80	128,107.20	131,310.40	134,596.80
			Monthly	7,968.13	8,366.80	8,784.53	9,223.07	9,684.13	10,167.73	10,675.60	10,942.53	11,216.40
			Hourly	45.9700	48.2700	50.6800	53.2100	55.8700	58.6600	61.5900	63.1300	64.7100
Public Safety Contracts Administrator	DMG	C30	Annual	105,414.40	110,676.80	116,209.60	122,012.80	128,107.20	134,513.60	141,232.00	144,768.00	148,387.20
			Monthly	8,784.53	9,223.07	9,684.13	10,167.73	10,675.60	11,209.47	11,769.33	12,064.00	12,365.60
			Hourly	50.6800	53.2100	55.8700	58.6600	61.5900	64.6700	67.9000	69.6000	71.3400
Purchasing Division Manager	DMG	C32	Annual	118,976.00	124,924.80	131,164.80	137,716.80	144,601.60	151,840.00	159,432.00	163,425.60	167,502.40
			Monthly	9,914.67	10,410.40	10,930.40	11,476.40	12,050.13	12,653.33	13,286.00	13,618.80	13,958.53
			Hourly	57.2000	60.0600	63.0600	66.2100	69.5200	73.0000	76.6500	78.5700	80.5300
Recycling Specialist	NE	C16	Annual	53,248.00	55,910.40	58,697.60	61,630.40	64,708.80	67,953.60	71,344.00	73,132.80	74,963.20
			Monthly	4,437.33	4,659.20	4,891.47	5,135.87	5,392.40	5,662.80	5,945.33	6,094.40	6,246.93
			Hourly	25.6000	26.8800	28.2200	29.6300	31.1100	32.6700	34.3000	35.1600	36.0400

**CITY OF MORENO VALLEY**  
**SALARY SCALE - CAREER POSITIONS**  
**EFFECTIVE 07/08/2023**

TITLE	GRP	GRADE										
			A	B	C	D	E	F	G	H	I	
				5.0%	5.0%	5.0%	5.0%	5.0%	5.0%	5.0%	2.5%	2.5%
Registered Veterinary Technician	NE	C16	Annual	53,248.00	55,910.40	58,697.60	61,630.40	64,708.80	67,953.60	71,344.00	73,132.80	74,963.20
			Monthly	4,437.33	4,659.20	4,891.47	5,135.87	5,392.40	5,662.80	5,945.33	6,094.40	6,246.93
			Hourly	25.6000	26.8800	28.2200	29.6300	31.1100	32.6700	34.3000	35.1600	36.0400
Resource Analyst	PAM	C27	Annual	91,062.40	95,617.60	100,401.60	105,414.40	110,676.80	116,209.60	122,012.80	125,070.40	128,190.40
			Monthly	7,588.53	7,968.13	8,366.80	8,784.53	9,223.07	9,684.13	10,167.73	10,422.53	10,682.53
			Hourly	43.7800	45.9700	48.2700	50.6800	53.2100	55.8700	58.6600	60.1300	61.6300
Security Guard	NE	C08	Annual	36,046.40	37,856.00	39,748.80	41,745.60	43,825.60	46,009.60	48,318.40	49,524.80	50,772.80
			Monthly	3,003.87	3,154.67	3,312.40	3,478.80	3,652.13	3,834.13	4,026.53	4,127.07	4,231.07
			Hourly	17.3300	18.2000	19.1100	20.0700	21.0700	22.1200	23.2300	23.8100	24.4100
Senior Accountant	PAM	C25	Annual	82,596.80	86,736.00	91,083.20	95,638.40	100,422.40	105,435.20	110,697.60	113,464.00	116,292.80
			Monthly	6,883.07	7,228.00	7,590.27	7,969.87	8,368.53	8,786.27	9,224.80	9,455.33	9,691.07
			Hourly	39.7100	41.7000	43.7900	45.9800	48.2800	50.6900	53.2200	54.5500	55.9100
Senior Administrative Assistant	NE	C17	Annual	55,910.40	58,697.60	61,630.40	64,708.80	67,953.60	71,344.00	74,921.60	76,793.60	78,707.20
			Monthly	4,659.20	4,891.47	5,135.87	5,392.40	5,662.80	5,945.33	6,243.47	6,399.47	6,558.93
			Hourly	26.8800	28.2200	29.6300	31.1100	32.6700	34.3000	36.0200	36.9200	37.8400
Senior Applications Analyst	PAM	C27	Annual	91,062.40	95,617.60	100,401.60	105,414.40	110,676.80	116,209.60	122,012.80	125,070.40	128,190.40
			Monthly	7,588.53	7,968.13	8,366.80	8,784.53	9,223.07	9,684.13	10,167.73	10,422.53	10,682.53
			Hourly	43.7800	45.9700	48.2700	50.6800	53.2100	55.8700	58.6600	60.1300	61.6300
Senior Building Inspector	PAM	C25	Annual	82,596.80	86,736.00	91,083.20	95,638.40	100,422.40	105,435.20	110,697.60	113,464.00	116,292.80
			Monthly	6,883.07	7,228.00	7,590.27	7,969.87	8,368.53	8,786.27	9,224.80	9,455.33	9,691.07
			Hourly	39.7100	41.7000	43.7900	45.9800	48.2800	50.6900	53.2200	54.5500	55.9100
Senior Community Enhancement Officer	PAM	C22	Annual	71,344.00	74,921.60	78,665.60	82,596.80	86,736.00	91,083.20	95,638.40	98,030.40	100,484.80
			Monthly	5,945.33	6,243.47	6,555.47	6,883.07	7,228.00	7,590.27	7,969.87	8,169.20	8,373.73
			Hourly	34.3000	36.0200	37.8200	39.7100	41.7000	43.7900	45.9800	47.1300	48.3100
Senior Construction Inspector	PAM	C23	Annual	74,921.60	78,665.60	82,596.80	86,736.00	91,083.20	95,638.40	100,422.40	102,939.20	105,518.40
			Monthly	6,243.47	6,555.47	6,883.07	7,228.00	7,590.27	7,969.87	8,368.53	8,578.27	8,793.20
			Hourly	36.0200	37.8200	39.7100	41.7000	43.7900	45.9800	48.2800	49.4900	50.7300
Senior Deputy City Clerk	DMG	C30	Annual	105,414.40	110,676.80	116,209.60	122,012.80	128,107.20	134,513.60	141,232.00	144,768.00	148,387.20
			Monthly	8,784.53	9,223.07	9,684.13	10,167.73	10,675.60	11,209.47	11,769.33	12,064.00	12,365.60
			Hourly	50.6800	53.2100	55.8700	58.6600	61.5900	64.6700	67.9000	69.6000	71.3400
Senior Electrical Engineer	PAM	C31	Annual	110,676.80	116,209.60	122,012.80	128,107.20	134,513.60	141,232.00	148,304.00	152,006.40	155,812.80
			Monthly	9,223.07	9,684.13	10,167.73	10,675.60	11,209.47	11,769.33	12,358.67	12,667.20	12,984.40
			Hourly	53.2100	55.8700	58.6600	61.5900	64.6700	67.9000	71.3000	73.0800	74.9100
Senior Engineer, P.E.	PAM	C31	Annual	110,676.80	116,209.60	122,012.80	128,107.20	134,513.60	141,232.00	148,304.00	152,006.40	155,812.80
			Monthly	9,223.07	9,684.13	10,167.73	10,675.60	11,209.47	11,769.33	12,358.67	12,667.20	12,984.40
			Hourly	53.2100	55.8700	58.6600	61.5900	64.6700	67.9000	71.3000	73.0800	74.9100
Senior Equipment Operator	NE	C18	Annual	58,697.60	61,630.40	64,708.80	67,953.60	71,344.00	74,921.60	78,665.60	80,641.60	82,659.20
			Monthly	4,891.47	5,135.87	5,392.40	5,662.80	5,945.33	6,243.47	6,555.47	6,720.13	6,888.27
			Hourly	28.2200	29.6300	31.1100	32.6700	34.3000	36.0200	37.8200	38.7700	39.7400
Senior Graphics Designer	NE	C19	Annual	61,630.40	64,708.80	67,953.60	71,344.00	74,921.60	78,665.60	82,596.80	84,656.00	86,777.60
			Monthly	5,135.87	5,392.40	5,662.80	5,945.33	6,243.47	6,555.47	6,883.07	7,054.67	7,231.47
			Hourly	29.6300	31.1100	32.6700	34.3000	36.0200	37.8200	39.7100	40.7000	41.7200

**CITY OF MORENO VALLEY**  
**SALARY SCALE - CAREER POSITIONS**  
**EFFECTIVE 07/08/2023**

TITLE	GRP	GRADE										
			A	B	C	D	E	F	G	H	I	
				5.0%	5.0%	5.0%	5.0%	5.0%	5.0%	2.5%	2.5%	
Senior Human Resources Analyst	PAM	C27	Annual	91,062.40	95,617.60	100,401.60	105,414.40	110,676.80	116,209.60	122,012.80	125,070.40	128,190.40
			Monthly	7,588.53	7,968.13	8,366.80	8,784.53	9,223.07	9,684.13	10,167.73	10,422.53	10,682.53
			Hourly	43.7800	45.9700	48.2700	50.6800	53.2100	55.8700	58.6600	60.1300	61.6300
Senior Landscape Services Inspector	PAM	C20	Annual	64,708.80	67,953.60	71,344.00	74,921.60	78,665.60	82,596.80	86,736.00	88,899.20	91,124.80
			Monthly	5,392.40	5,662.80	5,945.33	6,243.47	6,555.47	6,883.07	7,228.00	7,408.27	7,593.73
			Hourly	31.1100	32.6700	34.3000	36.0200	37.8200	39.7100	41.7000	42.7400	43.8100
Senior Management Analyst	PAM	C27	Annual	91,062.40	95,617.60	100,401.60	105,414.40	110,676.80	116,209.60	122,012.80	125,070.40	128,190.40
			Monthly	7,588.53	7,968.13	8,366.80	8,784.53	9,223.07	9,684.13	10,167.73	10,422.53	10,682.53
			Hourly	43.7800	45.9700	48.2700	50.6800	53.2100	55.8700	58.6600	60.1300	61.6300
Senior Office Assistant	NE	C13	Annual	45,988.80	48,297.60	50,710.40	53,248.00	55,910.40	58,697.60	61,630.40	63,169.60	64,750.40
			Monthly	3,832.40	4,024.80	4,225.87	4,437.33	4,659.20	4,891.47	5,135.87	5,264.13	5,395.87
			Hourly	22.1100	23.2200	24.3800	26.8800	28.2200	29.6300	30.3700	31.1300	31.1300
Senior Parking Control Officer	NE	C14	Annual	48,297.60	50,710.40	53,248.00	55,910.40	58,697.60	61,630.40	64,708.80	66,331.20	67,995.20
			Monthly	4,024.80	4,225.87	4,437.33	4,659.20	4,891.47	5,135.87	5,392.40	5,527.60	5,666.27
			Hourly	23.2200	24.3800	25.6000	26.8800	28.2200	29.6300	31.1100	31.8900	32.6900
Senior Parks Maintenance Technician	NE	C19	Annual	61,630.40	64,708.80	67,953.60	71,344.00	74,921.60	78,665.60	82,596.80	84,656.00	86,777.60
			Monthly	5,135.87	5,392.40	5,662.80	5,945.33	6,243.47	6,555.47	6,883.07	7,054.67	7,231.47
			Hourly	29.6300	31.1100	32.6700	34.3000	36.0200	37.8200	39.7100	40.7000	41.7200
Senior Payroll Technician	NE	C18	Annual	58,697.60	61,630.40	64,708.80	67,953.60	71,344.00	74,921.60	78,665.60	80,641.60	82,659.20
			Monthly	4,891.47	5,135.87	5,392.40	5,662.80	5,945.33	6,243.47	6,555.47	6,720.13	6,888.27
			Hourly	28.2200	29.6300	31.1100	32.6700	34.3000	36.0200	37.8200	38.7700	39.7400
Senior Permit Technician	NE	C20	Annual	64,708.80	67,953.60	71,344.00	74,921.60	78,665.60	82,596.80	86,736.00	88,899.20	91,124.80
			Monthly	5,392.40	5,662.80	5,945.33	6,243.47	6,555.47	6,883.07	7,228.00	7,408.27	7,593.73
			Hourly	31.1100	32.6700	34.3000	36.0200	37.8200	39.7100	41.7000	42.7400	43.8100
Senior Planner	PAM	C27	Annual	91,062.40	95,617.60	100,401.60	105,414.40	110,676.80	116,209.60	122,012.80	125,070.40	128,190.40
			Monthly	7,588.53	7,968.13	8,366.80	8,784.53	9,223.07	9,684.13	10,167.73	10,422.53	10,682.53
			Hourly	43.7800	45.9700	48.2700	50.6800	53.2100	55.8700	58.6600	60.1300	61.6300
Senior Risk Analyst	PAM	C27	Annual	91,062.40	95,617.60	100,401.60	105,414.40	110,676.80	116,209.60	122,012.80	125,070.40	128,190.40
			Monthly	7,588.53	7,968.13	8,366.80	8,784.53	9,223.07	9,684.13	10,167.73	10,422.53	10,682.53
			Hourly	43.7800	45.9700	48.2700	50.6800	53.2100	55.8700	58.6600	60.1300	61.6300
Senior Telecommunications Technician	NE	C22	Annual	71,344.00	74,921.60	78,665.60	82,596.80	86,736.00	91,083.20	95,638.40	98,030.40	100,484.80
			Monthly	5,945.33	6,243.47	6,555.47	6,883.07	7,228.00	7,590.27	7,969.87	8,169.20	8,373.73
			Hourly	34.3000	36.0200	37.8200	39.7100	41.7000	43.7900	45.9800	47.1300	48.3100
Senior Traffic Signal Technician	PAM	C23	Annual	74,921.60	78,665.60	82,596.80	86,736.00	91,083.20	95,638.40	100,422.40	102,939.20	105,518.40
			Monthly	6,243.47	6,555.47	6,883.07	7,228.00	7,590.27	7,969.87	8,368.53	8,578.27	8,793.20
			Hourly	36.0200	37.8200	39.7100	41.7000	43.7900	45.9800	48.2800	49.4900	50.7300
Special Districts Division Manager	DMG	C34	Annual	137,488.00	144,372.80	151,590.40	159,161.60	167,128.00	175,489.60	184,267.20	188,864.00	193,585.60
			Monthly	11,457.33	12,031.07	12,632.53	13,263.47	13,927.33	14,624.13	15,355.60	15,738.67	16,132.13
			Hourly	66.1000	69.4100	72.8800	76.5200	80.3500	84.3700	88.5900	90.8000	93.0700
Special Events & Facilities Division Manager	DMG	C30	Annual	105,414.40	110,676.80	116,209.60	122,012.80	128,107.20	134,513.60	141,232.00	144,768.00	148,387.20
			Monthly	8,784.53	9,223.07	9,684.13	10,167.73	10,675.60	11,209.47	11,769.33	12,064.00	12,365.60
			Hourly	50.6800	53.2100	55.8700	58.6600	61.5900	64.6700	67.9000	69.6000	71.3400

**CITY OF MORENO VALLEY**

**SALARY SCALE - CAREER POSITIONS  
EFFECTIVE 07/08/2023**

TITLE	GRP	GRADE		SALARY									
				A	B	C	D	E	F	G	H	I	
					5.0%	5.0%	5.0%	5.0%	5.0%	5.0%	5.0%	2.5%	2.5%
Storekeeper	NE	C14	Annual	48,297.60	50,710.40	53,248.00	55,910.40	58,697.60	61,630.40	64,708.80	66,331.20	67,995.20	
			Monthly	4,024.80	4,225.87	4,437.33	4,659.20	4,891.47	5,135.87	5,392.40	5,527.60	5,666.27	
			Hourly	23.2200	24.3800	25.6000	26.8800	28.2200	29.6300	31.1100	31.8900	32.6900	
Strategic Initiatives Manager	DMG	C34	Annual	137,488.00	144,372.80	151,590.40	159,161.60	167,128.00	175,489.60	184,267.20	188,864.00	193,585.60	
			Monthly	11,457.33	12,031.07	12,632.53	13,263.47	13,927.33	14,624.13	15,355.60	15,738.67	16,132.13	
			Hourly	66.1000	69.4100	72.8800	76.5200	80.3500	84.3700	88.5900	90.8000	93.0700	
Street Maintenance Supervisor	PAM	C25	Annual	82,596.80	86,736.00	91,083.20	95,638.40	100,422.40	105,435.20	110,697.60	113,464.00	116,292.80	
			Monthly	6,883.07	7,228.00	7,590.27	7,969.87	8,368.53	8,786.27	9,224.80	9,455.33	9,691.07	
			Hourly	39.7100	41.7000	43.7900	45.9800	48.2800	50.6900	53.2200	54.5500	55.9100	
Telecommunications Engineer/Administrator	PAM	C29	Annual	100,380.80	105,393.60	110,656.00	116,188.80	121,992.00	128,086.40	134,492.80	137,862.40	141,315.20	
			Monthly	8,365.07	8,782.80	9,221.33	9,682.40	10,166.00	10,673.87	11,207.73	11,488.53	11,776.27	
			Hourly	48.2600	50.6700	53.2000	55.8600	58.6500	61.5800	64.6600	66.2800	67.9400	
Telecommunications Technician	NE	C20	Annual	64,708.80	67,953.60	71,344.00	74,921.60	78,665.60	82,596.80	86,736.00	88,899.20	91,124.80	
			Monthly	5,392.40	5,662.80	5,945.33	6,243.47	6,555.47	6,883.07	7,228.00	7,408.27	7,593.73	
			Hourly	31.1100	32.6700	34.3000	36.0200	37.8200	39.7100	41.7000	42.7400	43.8100	
Traffic Operations Supervisor	PAM	C26	Annual	86,715.20	91,041.60	95,596.80	100,380.80	105,393.60	110,656.00	116,188.80	119,100.80	122,075.20	
			Monthly	7,226.27	7,586.80	7,966.40	8,365.07	8,782.80	9,221.33	9,682.40	9,925.07	10,172.93	
			Hourly	41.6900	43.7700	45.9600	48.2600	50.6700	53.2000	55.8600	57.2600	58.6900	
Traffic Signal Technician	NE	C22	Annual	71,344.00	74,921.60	78,665.60	82,596.80	86,736.00	91,083.20	95,638.40	98,030.40	100,484.80	
			Monthly	5,945.33	6,243.47	6,555.47	6,883.07	7,228.00	7,590.27	7,969.87	8,169.20	8,373.73	
			Hourly	34.3000	36.0200	37.8200	39.7100	41.7000	43.7900	45.9800	47.1300	48.3100	
Traffic Sign/Marking Technician I	NE	C13	Annual	45,988.80	48,297.60	50,710.40	53,248.00	55,910.40	58,697.60	61,630.40	63,169.60	64,750.40	
			Monthly	3,832.40	4,024.80	4,225.87	4,437.33	4,659.20	4,891.47	5,135.87	5,264.13	5,395.87	
			Hourly	22.1100	23.2200	24.3800	25.6000	26.8800	28.2200	29.6300	30.3700	31.1300	
Traffic Sign/Marking Technician II	NE	C15	Annual	50,710.40	53,248.00	55,910.40	58,697.60	61,630.40	64,708.80	67,953.60	69,659.20	71,406.40	
			Monthly	4,225.87	4,437.33	4,659.20	4,891.47	5,135.87	5,392.40	5,662.80	5,804.93	5,950.53	
			Hourly	24.3800	25.6000	26.8800	28.2200	29.6300	31.1100	32.6700	33.4900	34.3300	
Utility Finance Manager	PAM	C28	Annual	95,617.60	100,401.60	105,414.40	110,676.80	116,209.60	122,012.80	128,107.20	131,310.40	134,596.80	
			Monthly	7,968.13	8,366.80	8,784.53	9,223.07	9,684.13	10,167.73	10,675.60	10,942.53	11,216.40	
			Hourly	45.9700	48.2700	50.6800	53.2100	55.8700	58.6600	61.5900	63.1300	64.7100	
Vehicle/Equipment Technician	NE	C17	Annual	55,910.40	58,697.60	61,630.40	64,708.80	67,953.60	71,344.00	74,921.60	76,793.60	78,707.20	
			Monthly	4,659.20	4,891.47	5,135.87	5,392.40	5,662.80	5,945.33	6,243.47	6,399.47	6,558.93	
			Hourly	26.8800	28.2200	29.6300	31.1100	32.6700	34.3000	36.0200	36.9200	37.8400	

**CITY OF MORENO VALLEY**  
**SALARY SCALE - CAREER POSITIONS**  
**EFFECTIVE 07/06/2024**

TITLE	GRP	GRADE											
				A	B	C	D	E	F	G	H	I	
					5.0%	5.0%	5.0%	5.0%	5.0%	5.0%	5.0%	2.5%	2.5%
Accountant I	NE	C22	Annual	75,628.80	79,414.40	83,387.20	87,547.20	91,915.20	96,512.00	101,337.60	103,875.20	106,475.20	
			Monthly	6,302.40	6,617.87	6,948.93	7,295.60	7,659.60	8,042.67	8,444.80	8,656.27	8,872.93	
			Hourly	36.3600	38.1800	40.0900	42.0900	44.1900	46.4000	48.7200	49.9400	51.1900	
Accountant II	PAM	C24	Annual	83,387.20	87,547.20	91,915.20	96,512.00	101,337.60	106,412.80	111,737.60	114,524.80	117,395.20	
			Monthly	6,948.93	7,295.60	7,659.60	8,042.67	8,444.80	8,867.73	9,311.47	9,543.73	9,782.93	
			Hourly	40.0900	42.0900	44.1900	46.4000	48.7200	51.1600	53.7200	55.0600	56.4400	
Accounting Assistant	NE	C14	Annual	51,209.60	53,768.00	56,451.20	59,280.00	62,254.40	65,374.40	68,640.00	70,366.40	72,134.40	
			Monthly	4,267.47	4,480.67	4,704.27	4,940.00	5,187.87	5,447.87	5,720.00	5,863.87	6,011.20	
			Hourly	24.6200	25.8500	27.1400	28.5000	29.9300	31.4300	33.0000	33.8300	34.6800	
Accounting Technician	NE	C17	Annual	59,280.00	62,254.40	65,374.40	68,640.00	72,072.00	75,670.40	79,456.00	81,452.80	83,491.20	
			Monthly	4,940.00	5,187.87	5,447.87	5,720.00	6,006.00	6,305.87	6,621.33	6,787.73	6,957.60	
			Hourly	28.5000	29.9300	31.4300	33.0000	34.6500	36.3800	38.2000	39.1600	40.1400	
Accounts Payable Supervisor	NE	C22	Annual	75,628.80	79,414.40	83,387.20	87,547.20	91,915.20	96,512.00	101,337.60	103,875.20	106,475.20	
			Monthly	6,302.40	6,617.87	6,948.93	7,295.60	7,659.60	8,042.67	8,444.80	8,656.27	8,872.93	
			Hourly	36.3600	38.1800	40.0900	42.0900	44.1900	46.4000	48.7200	49.9400	51.1900	
Administrative Assistant	NE	C16	Annual	56,451.20	59,280.00	62,254.40	65,374.40	68,640.00	72,072.00	75,670.40	77,563.20	79,497.60	
			Monthly	4,704.27	4,940.00	5,187.87	5,447.87	5,720.00	6,006.00	6,305.87	6,463.60	6,624.80	
			Hourly	27.1400	28.5000	29.9300	31.4300	33.0000	34.6500	36.3800	37.2900	38.2200	
Animal Care Technician	NE	C11	Annual	44,241.60	46,446.40	48,776.00	51,209.60	53,768.00	56,451.20	59,280.00	60,756.80	62,275.20	
			Monthly	3,686.80	3,870.53	4,064.67	4,267.47	4,480.67	4,704.27	4,940.00	5,063.07	5,189.60	
			Hourly	21.2700	22.3300	23.4500	24.6200	25.8500	27.1400	28.5000	29.2100	29.9400	
Animal Care Technician Supervisor	PAM	C21	Annual	72,051.20	75,649.60	79,435.20	83,408.00	87,588.80	91,977.60	96,574.40	98,987.20	101,462.40	
			Monthly	6,004.27	6,304.13	6,619.60	6,950.67	7,299.07	7,664.80	8,047.87	8,248.93	8,455.20	
			Hourly	34.6400	36.3700	38.1900	40.1000	42.1100	44.2200	46.4300	47.5900	48.7800	
Animal Control Officer	NE	C15	Annual	53,768.00	56,451.20	59,280.00	62,254.40	65,374.40	68,640.00	72,072.00	73,881.60	75,732.80	
			Monthly	4,480.67	4,704.27	4,940.00	5,187.87	5,447.87	5,720.00	6,006.00	6,156.80	6,311.07	
			Hourly	25.8500	27.1400	28.5000	29.9300	31.4300	33.0000	34.6500	35.5200	36.4100	
Animal Rescue Coordinator	NE	C11	Annual	44,241.60	46,446.40	48,776.00	51,209.60	53,768.00	56,451.20	59,280.00	60,756.80	62,275.20	
			Monthly	3,686.80	3,870.53	4,064.67	4,267.47	4,480.67	4,704.27	4,940.00	5,063.07	5,189.60	
			Hourly	21.2700	22.3300	23.4500	24.6200	25.8500	27.1400	28.5000	29.2100	29.9400	
Animal Services Assistant	NE	C10	Annual	42,120.00	44,220.80	46,425.60	48,755.20	51,188.80	53,747.20	56,430.40	57,844.80	59,300.80	
			Monthly	3,510.00	3,685.07	3,868.80	4,062.93	4,265.73	4,478.93	4,702.53	4,820.40	4,941.73	
			Hourly	20.2500	21.2600	22.3200	23.4400	24.6100	25.8400	27.1300	27.8100	28.5100	
Animal Services Dispatcher	NE	C10	Annual	42,120.00	44,220.80	46,425.60	48,755.20	51,188.80	53,747.20	56,430.40	57,844.80	59,300.80	
			Monthly	3,510.00	3,685.07	3,868.80	4,062.93	4,265.73	4,478.93	4,702.53	4,820.40	4,941.73	
			Hourly	20.2500	21.2600	22.3200	23.4400	24.6100	25.8400	27.1300	27.8100	28.5100	
Animal Services Division Manager	DMG	C30	Annual	111,758.40	117,353.60	123,219.20	129,376.00	135,844.80	142,646.40	149,780.80	153,524.80	157,372.80	
			Monthly	9,313.20	9,779.47	10,268.27	10,781.33	11,320.40	11,887.20	12,481.73	12,793.73	13,114.40	
			Hourly	53.7300	56.4200	59.2400	62.2000	65.3100	68.5800	72.0100	73.8100	75.6600	
Animal Services Field Supervisor	PAM	C22	Annual	75,628.80	79,414.40	83,387.20	87,547.20	91,915.20	96,512.00	101,337.60	103,875.20	106,475.20	
			Monthly	6,302.40	6,617.87	6,948.93	7,295.60	7,659.60	8,042.67	8,444.80	8,656.27	8,872.93	
			Hourly	36.3600	38.1800	40.0900	42.0900	44.1900	46.4000	48.7200	49.9400	51.1900	



**CITY OF MORENO VALLEY**  
**SALARY SCALE - CAREER POSITIONS**  
**EFFECTIVE 07/06/2024**

TITLE	GRP	GRADE										
			A	B	C	D	E	F	G	H	I	
				5.0%	5.0%	5.0%	5.0%	5.0%	5.0%	5.0%	2.5%	2.5%
Animal Services License Inspector	NE	C11	Annual	44,241.60	46,446.40	48,776.00	51,209.60	53,768.00	56,451.20	59,280.00	60,756.80	62,275.20
			Monthly	3,686.80	3,870.53	4,064.67	4,267.47	4,480.67	4,704.27	4,940.00	5,063.07	5,189.60
			Hourly	21.2700	22.3300	23.4500	24.6200	25.8500	27.1400	28.5000	29.2100	29.9400
Animal Services Office Supervisor	PAM	C21	Annual	72,051.20	75,649.60	79,435.20	83,408.00	87,588.80	91,977.60	96,574.40	98,987.20	101,462.40
			Monthly	6,004.27	6,304.13	6,619.60	6,950.67	7,299.07	7,664.80	8,047.87	8,248.93	8,455.20
			Hourly	34.6400	36.3700	38.1900	40.1000	42.1100	44.2200	46.4300	47.5900	48.7800
Applications & Database Administrator	PAM	C29	Annual	106,412.80	111,737.60	117,332.80	123,198.40	129,355.20	135,824.00	142,625.60	146,182.40	149,843.20
			Monthly	8,867.73	9,311.47	9,777.73	10,266.53	10,779.60	11,318.67	11,885.47	12,181.87	12,486.93
			Hourly	51.1600	53.7200	56.4100	59.2300	62.1900	65.3000	68.5700	70.2800	72.0400
Applications Analyst	PAM	C25	Annual	87,568.00	91,956.80	96,553.60	101,379.20	106,454.40	111,779.20	117,374.40	120,307.20	123,323.20
			Monthly	7,297.33	7,663.07	8,046.13	8,448.27	8,871.20	9,314.93	9,781.20	10,025.60	10,276.93
			Hourly	42.1000	44.2100	46.4200	48.7400	51.1800	53.7400	56.4300	57.8400	59.2900
Assistant to the City Manager	PAM	C24	Annual	83,387.20	87,547.20	91,915.20	96,512.00	101,337.60	106,412.80	111,737.60	114,524.80	117,395.20
			Monthly	6,948.93	7,295.60	7,659.60	8,042.67	8,444.80	8,867.73	9,311.47	9,543.73	9,782.93
			Hourly	40.0900	42.0900	44.1900	46.4000	48.7200	51.1600	53.7200	55.0600	56.4400
Assistant Crossing Guard Supervisor	NE	C05	Annual	38,209.60	38,209.60	40,123.20	42,120.00	42,120.00	44,220.80	44,220.80	46,425.60	46,425.60
			Monthly	3,184.13	3,184.13	3,343.60	3,510.00	3,510.00	3,685.07	3,685.07	3,868.80	3,868.80
			Hourly	18.3700	19.2900	19.2900	20.2500	20.2500	21.2600	21.2600	22.3200	22.3200
Assistant Engineer	PAM	C25	Annual	87,568.00	91,956.80	96,553.60	101,379.20	106,454.40	111,779.20	117,374.40	120,307.20	123,323.20
			Monthly	7,297.33	7,663.07	8,046.13	8,448.27	8,871.20	9,314.93	9,781.20	10,025.60	10,276.93
			Hourly	42.1000	44.2100	46.4200	48.7400	51.1800	53.7400	56.4300	57.8400	59.2900
Assistant Network Administrator	PAM	C26	Annual	91,936.00	96,532.80	101,358.40	106,433.60	111,758.40	117,353.60	123,219.20	126,297.60	129,459.20
			Monthly	7,661.33	8,044.40	8,446.53	8,869.47	9,313.20	9,779.47	10,268.27	10,524.80	10,788.27
			Hourly	44.2000	46.4100	48.7300	51.1700	53.7300	56.4200	59.2400	60.7200	62.2400
Associate Engineer I	PAM	C28	Annual	101,358.40	106,433.60	111,758.40	117,353.60	123,219.20	129,376.00	135,844.80	139,235.20	142,708.80
			Monthly	8,446.53	8,869.47	9,313.20	9,779.47	10,268.27	10,781.33	11,320.40	11,602.93	11,892.40
			Hourly	48.7300	51.1700	53.7300	56.4200	59.2400	62.2000	65.3100	66.9400	68.6100
Associate Engineer II	PAM	C29	Annual	106,412.80	111,737.60	117,332.80	123,198.40	129,355.20	135,824.00	142,625.60	146,182.40	149,843.20
			Monthly	8,867.73	9,311.47	9,777.73	10,266.53	10,779.60	11,318.67	11,885.47	12,181.87	12,486.93
			Hourly	51.1600	53.7200	56.4100	59.2300	62.1900	65.3000	68.5700	70.2800	72.0400
Associate Planner	PAM	C25	Annual	87,568.00	91,956.80	96,553.60	101,379.20	106,454.40	111,779.20	117,374.40	120,307.20	123,323.20
			Monthly	7,297.33	7,663.07	8,046.13	8,448.27	8,871.20	9,314.93	9,781.20	10,025.60	10,276.93
			Hourly	42.1000	44.2100	46.4200	48.7400	51.1800	53.7400	56.4300	57.8400	59.2900
Audio Visual Technician	NE	C18	Annual	62,233.60	65,353.60	68,619.20	72,051.20	75,649.60	79,435.20	83,408.00	85,488.00	87,630.40
			Monthly	5,186.13	5,446.13	5,718.27	6,004.27	6,304.13	6,619.60	6,950.67	7,124.00	7,302.53
			Hourly	29.9200	31.4200	32.9900	34.6400	36.3700	38.1900	40.1000	41.1000	42.1300
Banquet Facility Representative	PAM	C19	Annual	65,332.80	68,598.40	72,030.40	75,628.80	79,414.40	83,387.20	87,547.20	89,731.20	91,977.60
			Monthly	5,444.40	5,716.53	6,002.53	6,302.40	6,617.87	6,948.93	7,295.60	7,477.60	7,664.80
			Hourly	31.4100	32.9800	34.6300	36.3600	38.1800	40.0900	42.0900	43.1400	44.2200
Building Division Manager/Official	DMG	C34	Annual	145,745.60	153,025.60	160,880.00	168,708.80	177,153.60	186,014.40	195,312.00	200,200.00	205,212.80
			Monthly	12,145.47	12,752.13	13,390.00	14,059.07	14,762.80	15,501.20	16,276.00	16,683.33	17,101.07
			Hourly	70.0700	73.5700	77.2500	81.1100	85.1700	89.4300	93.9000	96.2500	98.6600

**CITY OF MORENO VALLEY**  
**SALARY SCALE - CAREER POSITIONS**  
**EFFECTIVE 07/06/2024**

TITLE	GRP	GRADE										
			A	B	C	D	E	F	G	H	I	
				5.0%	5.0%	5.0%	5.0%	5.0%	5.0%	5.0%	2.5%	2.5%
Building Inspector II	NE	C24	Annual	83,387.20	87,547.20	91,915.20	96,512.00	101,337.60	106,412.80	111,737.60	114,524.80	117,395.20
			Monthly	6,948.93	7,295.60	7,659.60	8,042.67	8,444.80	8,867.73	9,311.47	9,543.73	9,782.93
			Hourly	40.0900	42.0900	44.1900	46.4000	48.7200	51.1600	53.7200	55.0600	56.4400
Building Safety Supervisor	PAM	C27	Annual	96,532.80	101,358.40	106,433.60	111,758.40	117,353.60	123,219.20	129,376.00	132,620.80	135,928.00
			Monthly	8,044.40	8,446.53	8,869.47	9,313.20	9,779.47	10,268.27	10,781.33	11,051.73	11,327.33
			Hourly	46.4100	48.7300	51.1700	53.7300	56.4200	59.2400	62.2000	63.7600	65.3500
Business License Liaison	NE	C16	Annual	56,451.20	59,280.00	62,254.40	65,374.40	68,640.00	72,072.00	75,670.40	77,563.20	79,497.60
			Monthly	4,704.27	4,940.00	5,187.87	5,447.87	5,720.00	6,006.00	6,305.87	6,463.60	6,624.80
			Hourly	27.1400	28.5000	29.9300	31.4300	33.0000	34.6500	36.3800	37.2900	38.2200
Child Care Assistant	GRA	CC09	Annual	36,628.80	2,204.80	38,833.60	38,833.60	47,195.20	49,545.60	52,020.80	54,620.80	57,345.60
			Monthly	3,052.40	183.73	3,236.13	3,236.13	3,932.93	4,128.80	4,335.07	4,551.73	4,778.80
			Hourly	18.6700	19.6000	20.5800	21.6100	22.6900	23.8200	25.0100	26.2600	27.5700
Child Care Instructor II	GRA	CC11	Annual	41,953.60	44,054.40	46,259.20	48,568.00	51,001.60	53,560.00	56,243.20	57,657.60	59,092.80
			Monthly	3,496.13	3,671.20	3,854.93	4,047.33	4,250.13	4,463.33	4,686.93	4,804.80	4,924.40
			Hourly	20.1700	21.1800	22.2400	23.3500	24.5200	25.7500	27.0400	27.7200	28.4100
Child Care Program Manager	PAM	C19	Annual	65,332.80	68,598.40	72,030.40	75,628.80	79,414.40	83,387.20	87,547.20	89,731.20	91,977.60
			Monthly	5,444.40	5,716.53	6,002.53	6,302.40	6,617.87	6,948.93	7,295.60	7,477.60	7,664.80
			Hourly	31.4100	32.9800	34.6300	36.3600	38.1800	40.0900	42.0900	43.1400	44.2200
Child Care Site Supervisor	GRA	C15	Annual	53,768.00	56,451.20	59,280.00	62,254.40	65,374.40	68,640.00	72,072.00	73,881.60	75,732.80
			Monthly	4,480.67	4,704.27	4,940.00	5,187.87	5,447.87	5,720.00	6,006.00	6,156.80	6,311.07
			Hourly	25.8500	27.1400	28.5000	29.9300	31.4300	33.0000	34.6500	35.5200	36.4100
Community Enhancement Division Manager	DMG	C30	Annual	111,758.40	117,353.60	123,219.20	129,376.00	135,844.80	142,646.40	149,780.80	153,524.80	157,372.80
			Monthly	9,313.20	9,779.47	10,268.27	10,781.33	11,320.40	11,887.20	12,481.73	12,793.73	13,114.40
			Hourly	53.7300	56.4200	59.2400	62.2000	65.3100	68.5800	72.0100	73.8100	75.6600
Community Enhancement Officer I	NE	C18	Annual	62,233.60	65,353.60	68,619.20	72,051.20	75,649.60	79,435.20	83,408.00	85,488.00	87,630.40
			Monthly	5,186.13	5,446.13	5,718.27	6,004.27	6,304.13	6,619.60	6,950.67	7,124.00	7,302.53
			Hourly	29.9200	31.4200	32.9900	34.6400	36.3700	38.1900	40.1000	41.1000	42.1300
Community Enhancement Officer II	NE	C20	Annual	68,598.40	72,030.40	75,628.80	79,414.40	83,387.20	87,547.20	91,915.20	94,203.20	96,553.60
			Monthly	5,716.53	6,002.53	6,302.40	6,617.87	6,948.93	7,295.60	7,659.60	7,850.27	8,046.13
			Hourly	32.9800	34.6300	36.3600	38.1800	40.0900	42.0900	44.1900	45.2900	46.4200
Community Enhancement Supervisor	PAM	C23	Annual	79,435.20	83,408.00	87,588.80	91,977.60	96,574.40	101,400.00	106,475.20	109,137.60	111,862.40
			Monthly	6,619.60	6,950.67	7,299.07	7,664.80	8,047.87	8,450.00	8,872.93	9,094.80	9,321.87
			Hourly	38.1900	40.1000	42.1100	44.2200	46.4300	48.7500	51.1900	52.4700	53.7800
Community Services Assistant Coordinator	NE	C08	Annual	38,209.60	40,123.20	42,120.00	44,220.80	46,425.60	48,755.20	51,188.80	52,478.40	53,788.80
			Monthly	3,184.13	3,343.60	3,510.00	3,685.07	3,868.80	4,062.93	4,265.73	4,373.20	4,482.40
			Hourly	18.3700	19.2900	20.2500	21.2600	22.3200	23.4400	24.6100	25.2300	25.8600
Community Services Coordinator	NE	C10	Annual	42,120.00	44,220.80	46,425.60	48,755.20	51,188.80	53,747.20	56,430.40	57,844.80	59,300.80
			Monthly	3,510.00	3,685.07	3,868.80	4,062.93	4,265.73	4,478.93	4,702.53	4,820.40	4,941.73
			Hourly	20.2500	21.2600	22.3200	23.4400	24.6100	25.8400	27.1300	27.8100	28.5100
Community Services Division Manager	DMG	C30	Annual	111,758.40	117,353.60	123,219.20	129,376.00	135,844.80	142,646.40	149,780.80	153,524.80	157,372.80
			Monthly	9,313.20	9,779.47	10,268.27	10,781.33	11,320.40	11,887.20	12,481.73	12,793.73	13,114.40
			Hourly	53.7300	56.4200	59.2400	62.2000	65.3100	68.5800	72.0100	73.8100	75.6600

**CITY OF MORENO VALLEY**  
**SALARY SCALE - CAREER POSITIONS**  
**EFFECTIVE 07/06/2024**

TITLE	GRP	GRADE										
			A	B	C	D	E	F	G	H	I	
				5.0%	5.0%	5.0%	5.0%	5.0%	5.0%	5.0%	2.5%	2.5%
Community Services Supervisor	PAM	C19	Annual	65,332.80	68,598.40	72,030.40	75,628.80	79,414.40	83,387.20	87,547.20	89,731.20	91,977.60
			Monthly	5,444.40	5,716.53	6,002.53	6,302.40	6,617.87	6,948.93	7,295.60	7,477.60	7,664.80
			Hourly	31.4100	32.9800	34.6300	36.3600	38.1800	40.0900	42.0900	43.1400	44.2200
Construction Inspector	NE	C22	Annual	75,628.80	79,414.40	83,387.20	87,547.20	91,915.20	96,512.00	101,337.60	103,875.20	106,475.20
			Monthly	6,302.40	6,617.87	6,948.93	7,295.60	7,659.60	8,042.67	8,444.80	8,656.27	8,872.93
			Hourly	36.3600	38.1800	40.0900	42.0900	44.1900	46.4000	48.7200	49.9400	51.1900
Construction Inspector Supervisor	PAM	C25	Annual	87,568.00	91,956.80	96,553.60	101,379.20	106,454.40	111,779.20	117,374.40	120,307.20	123,323.20
			Monthly	7,297.33	7,663.07	8,046.13	8,448.27	8,871.20	9,314.93	9,781.20	10,025.60	10,276.93
			Hourly	42.1000	44.2100	46.4200	48.7400	51.1800	53.7400	56.4300	57.8400	59.2900
Crossing Guard Supervisor	NE	C07	Annual	38,209.60	40,123.20	42,120.00	44,220.80	46,425.60	48,755.20	51,188.80	52,478.40	53,788.80
			Monthly	3,184.13	3,343.60	3,510.00	3,685.07	3,868.80	4,062.93	4,265.73	4,373.20	4,482.40
			Hourly	18.3700	19.2900	20.2500	21.2600	22.3200	23.4400	24.6100	25.2300	25.8600
Customer Service Manager	PAM	C26	Annual	91,936.00	96,532.80	101,358.40	106,433.60	111,758.40	117,353.60	123,219.20	126,297.60	129,459.20
			Monthly	7,661.33	8,044.40	8,446.53	8,869.47	9,313.20	9,779.47	10,268.27	10,524.80	10,788.27
			Hourly	44.2000	46.4100	48.7300	51.1700	53.7300	56.4200	59.2400	60.7200	62.2400
Deputy City Clerk	NE	C17	Annual	59,280.00	62,254.40	65,374.40	68,640.00	72,072.00	75,670.40	79,456.00	81,452.80	83,491.20
			Monthly	4,940.00	5,187.87	5,447.87	5,720.00	6,006.00	6,305.87	6,621.33	6,787.73	6,957.60
			Hourly	28.5000	29.9300	31.4300	33.0000	34.6500	36.3800	38.2000	39.1600	40.1400
Deputy City Manager	DMG	C30	Annual	111,758.40	117,353.60	123,219.20	129,376.00	135,844.80	142,646.40	149,780.80	153,524.80	157,372.80
			Monthly	9,313.20	9,779.47	10,268.27	10,781.33	11,320.40	11,887.20	12,481.73	12,793.73	13,114.40
			Hourly	53.7300	56.4200	59.2400	62.2000	65.3100	68.5800	72.0100	73.8100	75.6600
Deputy Compliance Director	DMG	C35	Annual	153,046.40	160,700.80	168,729.60	177,174.40	186,035.20	195,332.80	205,108.80	210,246.40	215,508.80
			Monthly	12,753.87	13,391.73	14,060.80	14,764.53	15,502.93	16,277.73	17,092.40	17,520.53	17,959.07
			Hourly	73.5800	77.2600	81.1200	85.1800	89.4400	93.9100	98.6100	101.0800	103.6100
Deputy Finance Director	DMG	C34	Annual	145,745.60	153,025.60	160,680.00	168,708.80	177,153.60	186,014.40	195,312.00	200,200.00	205,212.80
			Monthly	12,145.47	12,752.13	13,390.00	14,059.07	14,762.80	15,501.20	16,276.00	16,683.33	17,101.07
			Hourly	70.0700	73.5700	77.2500	81.1100	85.1700	89.4300	93.9000	96.2500	98.6600
Economic Development Division Manager	DMG	C30	Annual	111,758.40	117,353.60	123,219.20	129,376.00	135,844.80	142,646.40	149,780.80	153,524.80	157,372.80
			Monthly	9,313.20	9,779.47	10,268.27	10,781.33	11,320.40	11,887.20	12,481.73	12,793.73	13,114.40
			Hourly	53.7300	56.4200	59.2400	62.2000	65.3100	68.5800	72.0100	73.8100	75.6600
Electric Utility Chief Engineer	PAM	C34	Annual	145,745.60	153,025.60	160,680.00	168,708.80	177,153.60	186,014.40	195,312.00	200,200.00	205,212.80
			Monthly	12,145.47	12,752.13	13,390.00	14,059.07	14,762.80	15,501.20	16,276.00	16,683.33	17,101.07
			Hourly	70.0700	73.5700	77.2500	81.1100	85.1700	89.4300	93.9000	96.2500	98.6600
Electric Utility Division Manager	DMG	C36	Annual	168,438.40	176,862.40	185,702.40	194,979.20	204,734.40	214,968.00	225,721.60	231,358.40	237,140.80
			Monthly	14,036.53	14,738.53	15,475.20	16,248.27	17,061.20	17,914.00	18,810.13	19,279.87	19,761.73
			Hourly	80.9800	85.0300	89.2800	93.7400	98.4300	103.3500	108.5200	111.2300	114.0100
Electric Utility Program Coordinator	PAM	C27	Annual	96,532.80	101,358.40	106,433.60	111,758.40	117,353.60	123,219.20	129,376.00	132,620.80	135,928.00
			Monthly	8,044.40	8,446.53	8,869.47	9,313.20	9,779.47	10,268.27	10,781.33	11,051.73	11,327.33
			Hourly	46.4100	48.7300	51.1700	53.7300	56.4200	59.2400	62.2000	63.7600	65.3500
Emergency Management & Volunteer Services Program Manager	DMG	C30	Annual	111,758.40	117,353.60	123,219.20	129,376.00	135,844.80	142,646.40	149,780.80	153,524.80	157,372.80
			Monthly	9,313.20	9,779.47	10,268.27	10,781.33	11,320.40	11,887.20	12,481.73	12,793.73	13,114.40
			Hourly	53.7300	56.4200	59.2400	62.2000	65.3100	68.5800	72.0100	73.8100	75.6600

**CITY OF MORENO VALLEY**  
**SALARY SCALE - CAREER POSITIONS**  
**EFFECTIVE 07/06/2024**

TITLE	GRP	GRADE										
			A	B	C	D	E	F	G	H	I	
				5.0%	5.0%	5.0%	5.0%	5.0%	5.0%	5.0%	2.5%	2.5%
Emergency Management & Volunteer Services Program Specialist	NE	C16	Annual	56,451.20	59,280.00	62,254.40	65,374.40	68,640.00	72,072.00	75,670.40	77,563.20	79,497.60
			Monthly	4,704.27	4,940.00	5,187.87	5,447.87	5,720.00	6,006.00	6,305.87	6,463.60	6,624.80
			Hourly	27.1400	28.5000	29.9300	31.4300	33.0000	34.6500	36.3800	37.2900	38.2200
Engineering Division Manager/Assistant City Engineer	DMG	C34	Annual	145,745.60	153,025.60	160,680.00	168,708.80	177,153.60	186,014.40	195,312.00	200,200.00	205,212.80
			Monthly	12,145.47	12,752.13	13,390.00	14,059.07	14,762.80	15,501.20	16,276.00	16,683.33	17,101.07
			Hourly	70.0700	73.5700	77.2500	81.1100	85.1700	89.4300	93.9000	96.2500	98.6600
Enterprise Systems Administrator	PAM	C31	Annual	117,332.80	123,198.40	129,355.20	135,824.00	142,625.60	149,760.00	157,248.00	161,179.20	165,214.40
			Monthly	9,777.73	10,266.53	10,779.60	11,318.67	11,885.47	12,480.00	13,104.00	13,431.60	13,767.87
			Hourly	56.4100	59.2300	62.1900	65.3000	68.5700	72.0000	75.6000	77.4900	79.4300
Equipment Operator	NE	C17	Annual	59,280.00	62,254.40	65,374.40	68,640.00	72,072.00	75,670.40	79,456.00	81,452.80	83,491.20
			Monthly	4,940.00	5,187.87	5,447.87	5,720.00	6,006.00	6,305.87	6,621.33	6,787.73	6,957.60
			Hourly	28.5000	29.9300	31.4300	33.0000	34.6500	36.3800	38.2000	39.1600	40.1400
Executive Assistant I	NE	C19	Annual	65,332.80	68,598.40	72,030.40	75,628.80	79,414.40	83,387.20	87,547.20	89,731.20	91,977.60
			Monthly	5,444.40	5,716.53	6,002.53	6,302.40	6,617.87	6,948.93	7,295.60	7,477.60	7,664.80
			Hourly	31.4100	32.9800	34.6300	36.3600	38.1800	40.0900	42.0900	43.1400	44.2200
Executive Assistant to Mayor/City Council	DMG	C30	Annual	111,758.40	117,353.60	123,219.20	129,376.00	135,844.80	142,646.40	149,780.80	153,524.80	157,372.80
			Monthly	9,313.20	9,779.47	10,268.27	10,781.33	11,320.40	11,887.20	12,481.73	12,793.73	13,114.40
			Hourly	53.7300	56.4200	59.2400	62.2000	65.3100	68.5800	72.0100	73.8100	75.6600
Facilities Maintenance Mechanic	NE	C15	Annual	53,768.00	56,451.20	59,280.00	62,254.40	65,374.40	68,640.00	72,072.00	73,881.60	75,732.80
			Monthly	4,480.67	4,704.27	4,940.00	5,187.87	5,447.87	5,720.00	6,006.00	6,156.80	6,311.07
			Hourly	25.8500	27.1400	28.5000	29.9300	31.4300	33.0000	34.6500	35.5200	36.4100
Facilities Maintenance Worker	NE	C13	Annual	48,755.20	51,188.80	53,747.20	56,430.40	59,259.20	62,212.80	65,332.80	66,976.00	68,660.80
			Monthly	4,062.93	4,265.73	4,478.93	4,702.53	4,938.27	5,184.40	5,444.40	5,581.33	5,721.73
			Hourly	23.4400	24.6100	25.8400	27.1300	28.4900	29.9100	31.4100	32.2000	33.0100
Financial Operations Division Manager	DMG	C33	Annual	135,574.40	142,355.20	149,468.80	156,936.00	164,777.60	173,014.40	181,667.20	186,201.60	190,860.80
			Monthly	11,297.87	11,862.93	12,455.73	13,078.00	13,731.47	14,417.87	15,138.93	15,516.80	15,905.07
			Hourly	65.1800	68.4400	71.8600	75.4500	79.2200	83.1800	87.3400	89.5200	91.7600
Financial Resources Division Manager	DMG	C33	Annual	135,574.40	142,355.20	149,468.80	156,936.00	164,777.60	173,014.40	181,667.20	186,201.60	190,860.80
			Monthly	11,297.87	11,862.93	12,455.73	13,078.00	13,731.47	14,417.87	15,138.93	15,516.80	15,905.07
			Hourly	65.1800	68.4400	71.8600	75.4500	79.2200	83.1800	87.3400	89.5200	91.7600
Fleet & Facilities Division Manager	DMG	C31	Annual	117,332.80	123,198.40	129,355.20	135,824.00	142,625.60	149,760.00	157,248.00	161,179.20	165,214.40
			Monthly	9,777.73	10,266.53	10,779.60	11,318.67	11,885.47	12,480.00	13,104.00	13,431.60	13,767.87
			Hourly	56.4100	59.2300	62.1900	65.3000	68.5700	72.0000	75.6000	77.4900	79.4300
Fleet & Facilities Maintenance Supervisor	PAM	C27	Annual	96,532.80	101,358.40	106,433.60	111,758.40	117,353.60	123,219.20	129,376.00	132,620.80	135,928.00
			Annual	8,044.40	8,446.53	8,869.47	9,313.20	9,779.47	10,268.27	10,781.33	11,051.73	11,327.33
			Hourly	46.4100	48.7300	51.1700	53.7300	56.4200	59.2400	62.2000	63.7600	65.3500
GIS Administrator	PAM	C29	Annual	106,412.80	111,737.60	117,332.80	123,198.40	129,355.20	135,824.00	142,625.60	146,182.40	149,843.20
			Monthly	8,867.73	9,311.47	9,777.73	10,266.53	10,779.60	11,318.67	11,885.47	12,181.87	12,486.93
			Hourly	51.1600	53.7200	56.4100	59.2300	62.1900	65.3000	68.5700	70.2800	72.0400
GIS Applications Analyst	PAM	C25	Annual	87,568.00	91,956.80	96,553.60	101,379.20	106,454.40	111,779.20	117,374.40	120,307.20	123,323.20
			Monthly	7,297.33	7,663.07	8,046.13	8,448.27	8,871.20	9,314.93	9,781.20	10,025.60	10,276.93
			Hourly	42.1000	44.2100	46.4200	48.7400	51.1800	53.7400	56.4300	57.8400	59.2900

**CITY OF MORENO VALLEY**  
**SALARY SCALE - CAREER POSITIONS**  
**EFFECTIVE 07/06/2024**

TITLE	GRP	GRADE										
			A	B	C	D	E	F	G	H	I	
				5.0%	5.0%	5.0%	5.0%	5.0%	5.0%	5.0%	2.5%	2.5%
GIS Specialist	NE	C21	Annual	72,051.20	75,649.60	79,435.20	83,408.00	87,588.80	91,977.60	96,574.40	98,987.20	101,462.40
			Monthly	6,004.27	6,304.13	6,619.60	6,950.67	7,299.07	7,664.80	8,047.87	8,248.93	8,455.20
			Hourly	34.6400	36.3700	38.1900	40.1000	42.1100	44.2200	46.4300	47.5900	48.7800
Grants Division Manager	DMG	C33	Annual	135,574.40	142,355.20	149,468.80	156,936.00	164,777.60	173,014.40	181,667.20	186,201.60	190,860.80
			Monthly	11,297.87	11,862.93	12,455.73	13,078.00	13,731.47	14,417.87	15,138.93	15,516.80	15,905.07
			Hourly	65.1800	68.4400	71.8600	75.4500	79.2200	83.1800	87.3400	89.5200	91.7600
Grants Program Manager	PAM	C27	Annual	96,532.80	101,358.40	106,433.60	111,758.40	117,353.60	123,219.20	129,376.00	132,620.80	135,928.00
			Monthly	8,044.40	8,446.53	8,869.47	9,313.20	9,779.47	10,268.27	10,781.33	11,051.73	11,327.33
			Hourly	46.4100	48.7300	51.1700	53.7300	56.4200	59.2400	62.2000	63.7600	65.3500
Human Resources Analyst	PAM	C24	Annual	83,387.20	87,547.20	91,915.20	96,512.00	101,337.60	106,412.80	111,737.60	114,524.80	117,395.20
			Monthly	6,948.93	7,295.60	7,659.60	8,042.67	8,444.80	8,867.73	9,311.47	9,543.73	9,782.93
			Hourly	40.0900	42.0900	44.1900	46.4000	48.7200	51.1600	53.7200	55.0600	56.4400
Human Resources Division Manager	DMG	C34	Annual	145,745.60	153,025.60	160,680.00	168,708.80	177,153.60	186,014.40	195,312.00	200,200.00	205,212.80
			Monthly	12,145.47	12,752.13	13,390.00	14,059.07	14,762.80	15,501.20	16,276.00	16,683.33	17,101.07
			Hourly	70.0700	73.5700	77.2500	81.1100	85.1700	89.4300	93.9000	96.2500	98.6600
Human Resources Technician	NE	C22	Annual	75,628.80	79,414.40	83,387.20	87,547.20	91,915.20	96,512.00	101,337.60	103,875.20	106,475.20
			Monthly	6,302.40	6,617.87	6,948.93	7,295.60	7,659.60	8,042.67	8,444.80	8,656.27	8,872.93
			Hourly	36.3600	38.1800	40.0900	42.0900	44.1900	46.4000	48.7200	49.9400	51.1900
Information Technology Technician	NE	C20	Annual	68,598.40	72,030.40	75,628.80	79,414.40	83,387.20	87,547.20	91,915.20	94,203.20	96,553.60
			Monthly	5,716.53	6,002.53	6,302.40	6,617.87	6,948.93	7,295.60	7,659.60	7,850.27	8,046.13
			Hourly	32.9800	34.6300	36.3600	38.1800	40.0900	42.0900	44.1900	45.2900	46.4200
Landscape Services Inspector	NE	C18	Annual	62,233.60	65,353.60	68,619.20	72,051.20	75,649.60	79,435.20	83,408.00	85,488.00	87,630.40
			Monthly	5,186.13	5,446.13	5,718.27	6,004.27	6,304.13	6,619.60	6,950.67	7,124.00	7,302.53
			Hourly	29.9200	31.4200	32.9900	34.6400	36.3700	38.1900	40.1000	41.1000	42.1300
Lead Facilities Maintenance Worker	NE	C18	Annual	62,233.60	65,353.60	68,619.20	72,051.20	75,649.60	79,435.20	83,408.00	85,488.00	87,630.40
			Monthly	5,186.13	5,446.13	5,718.27	6,004.27	6,304.13	6,619.60	6,950.67	7,124.00	7,302.53
			Hourly	29.9200	31.4200	32.9900	34.6400	36.3700	38.1900	40.1000	41.1000	42.1300
Lead Maintenance Worker	NE	C19	Annual	65,332.80	68,598.40	72,030.40	75,628.80	79,414.40	83,387.20	87,547.20	89,731.20	91,977.60
			Monthly	5,444.40	5,716.53	6,002.53	6,302.40	6,617.87	6,948.93	7,295.60	7,477.60	7,664.80
			Hourly	31.4100	32.9800	34.6300	36.3600	38.1800	40.0900	42.0900	43.1400	44.2200
Lead Parks Maintenance Worker	NE	C15	Annual	53,768.00	56,451.20	59,280.00	62,254.40	65,374.40	68,640.00	72,072.00	73,881.60	75,732.80
			Monthly	4,480.67	4,704.27	4,940.00	5,187.87	5,447.87	5,720.00	6,006.00	6,156.80	6,311.07
			Hourly	25.8500	27.1400	28.5000	29.9300	31.4300	33.0000	34.6500	35.5200	36.4100
Lead Traffic Sign/Marking Technician	NE	C18	Annual	62,233.60	65,353.60	68,619.20	72,051.20	75,649.60	79,435.20	83,408.00	85,488.00	87,630.40
			Monthly	5,186.13	5,446.13	5,718.27	6,004.27	6,304.13	6,619.60	6,950.67	7,124.00	7,302.53
			Hourly	29.9200	31.4200	32.9900	34.6400	36.3700	38.1900	40.1000	41.1000	42.1300
Lead Vehicle/Equipment Technician	NE	C19	Annual	65,332.80	68,598.40	72,030.40	75,628.80	79,414.40	83,387.20	87,547.20	89,731.20	91,977.60
			Monthly	5,444.40	5,716.53	6,002.53	6,302.40	6,617.87	6,948.93	7,295.60	7,477.60	7,664.80
			Hourly	31.4100	32.9800	34.6300	36.3600	38.1800	40.0900	42.0900	43.1400	44.2200
Maintenance & Operations Division Manager	DMG	C31	Annual	117,332.80	123,198.40	129,355.20	135,824.00	142,625.60	149,760.00	157,248.00	161,179.20	165,214.40
			Monthly	9,777.73	10,266.53	10,779.60	11,318.67	11,885.47	12,480.00	13,104.00	13,431.60	13,767.87
			Hourly	56.4100	59.2300	62.1900	65.3000	68.5700	72.0000	75.6000	77.4900	79.4300

**CITY OF MORENO VALLEY**  
**SALARY SCALE - CAREER POSITIONS**  
**EFFECTIVE 07/06/2024**

TITLE	GRP	GRADE										
			A	B	C	D	E	F	G	H	I	
				5.0%	5.0%	5.0%	5.0%	5.0%	5.0%	5.0%	2.5%	2.5%
Maintenance Worker I	NE	C12	Annual	46,446.40	48,776.00	51,209.60	53,768.00	56,451.20	59,280.00	62,254.40	63,814.40	65,416.00
			Monthly	3,870.53	4,064.67	4,267.47	4,480.67	4,704.27	4,940.00	5,187.87	5,317.87	5,451.33
			Hourly	22.3300	23.4500	24.6200	25.8500	27.1400	28.5000	29.9300	30.6800	31.4500
Maintenance Worker II	NE	C15	Annual	53,768.00	56,451.20	59,280.00	62,254.40	65,374.40	68,640.00	72,072.00	73,881.60	75,732.80
			Monthly	4,480.67	4,704.27	4,940.00	5,187.87	5,447.87	5,720.00	6,006.00	6,156.80	6,311.07
			Hourly	25.8500	27.1400	28.5000	29.9300	31.4300	33.0000	34.6500	35.5200	36.4100
Maintenance Worker/Work Release Coordinator	NE	C16	Annual	56,451.20	59,280.00	62,254.40	65,374.40	68,640.00	72,072.00	75,670.40	77,563.20	79,497.60
			Monthly	4,704.27	4,940.00	5,187.87	5,447.87	5,720.00	6,006.00	6,305.87	6,463.60	6,624.80
			Hourly	27.1400	28.5000	29.9300	31.4300	33.0000	34.6500	36.3800	37.2900	38.2200
Management Aide	NE	C18	Annual	62,233.60	65,353.60	68,619.20	72,051.20	75,649.60	79,435.20	83,408.00	85,488.00	87,630.40
			Monthly	5,186.13	5,446.13	5,718.27	6,004.27	6,304.13	6,619.60	6,950.67	7,124.00	7,302.53
			Hourly	29.9200	31.4200	32.9900	34.6400	36.3700	38.1900	40.1000	41.1000	42.1300
Management Analyst	PAM	C24	Annual	83,387.20	87,547.20	91,915.20	96,512.00	101,337.60	106,412.80	111,737.60	114,524.80	117,395.20
			Monthly	6,948.93	7,295.60	7,659.60	8,042.67	8,444.80	8,867.73	9,311.47	9,543.73	9,782.93
			Hourly	40.0900	42.0900	44.1900	46.4000	48.7200	51.1600	53.7200	55.0600	56.4400
Management Assistant	PAM	C22	Annual	75,628.80	79,414.40	83,387.20	87,547.20	91,915.20	96,512.00	101,337.60	103,875.20	106,475.20
			Monthly	6,302.40	6,617.87	6,948.93	7,295.60	7,659.60	8,042.67	8,444.80	8,656.27	8,872.93
			Hourly	36.3600	38.1800	40.0900	42.0900	44.1900	46.4000	48.7200	49.9400	51.1900
Media & Communications Division Manager	DMG	C33	Annual	135,574.40	142,355.20	149,468.80	156,936.00	164,777.60	173,014.40	181,667.20	186,201.60	190,860.80
			Monthly	11,297.87	11,862.93	12,455.73	13,078.00	13,731.47	14,417.87	15,138.93	15,516.80	15,905.07
			Hourly	65.1800	68.4400	71.8600	75.4500	79.2200	83.1800	87.3400	89.5200	91.7600
Network Administrator	PAM	C31	Annual	117,332.80	123,198.40	129,355.20	135,824.00	142,625.60	149,760.00	157,248.00	161,179.20	165,214.40
			Monthly	9,777.73	10,266.53	10,779.60	11,318.67	11,885.47	12,480.00	13,104.00	13,431.60	13,767.87
			Hourly	56.4100	59.2300	62.1900	65.3000	68.5700	72.0000	75.6000	77.4900	79.4300
Network & Systems Specialist	PAM	C24	Annual	83,387.20	87,547.20	91,915.20	96,512.00	101,337.60	106,412.80	111,737.60	114,524.80	117,395.20
			Monthly	6,948.93	7,295.60	7,659.60	8,042.67	8,444.80	8,867.73	9,311.47	9,543.73	9,782.93
			Hourly	40.0900	42.0900	44.1900	46.4000	48.7200	51.1600	53.7200	55.0600	56.4400
Paralegal	NE	C20	Annual	68,598.40	72,030.40	75,628.80	79,414.40	83,387.20	87,547.20	91,915.20	94,203.20	96,553.60
			Monthly	5,716.53	6,002.53	6,302.40	6,617.87	6,948.93	7,295.60	7,659.60	7,850.27	8,046.13
			Hourly	32.9800	34.6300	36.3600	38.1800	40.0900	42.0900	44.1900	45.2900	46.4200
Park Ranger	NE	C16	Annual	56,451.20	59,280.00	62,254.40	65,374.40	68,640.00	72,072.00	75,670.40	77,563.20	79,497.60
			Monthly	4,704.27	4,940.00	5,187.87	5,447.87	5,720.00	6,006.00	6,305.87	6,463.60	6,624.80
			Hourly	27.1400	28.5000	29.9300	31.4300	33.0000	34.6500	36.3800	37.2900	38.2200
Parking Control Officer	NE	C12	Annual	46,446.40	48,776.00	51,209.60	53,768.00	56,451.20	59,280.00	62,254.40	63,814.40	65,416.00
			Monthly	3,870.53	4,064.67	4,267.47	4,480.67	4,704.27	4,940.00	5,187.87	5,317.87	5,451.33
			Hourly	22.3300	23.4500	24.6200	25.8500	27.1400	28.5000	29.9300	30.6800	31.4500
Parks & Community Services Administration & Financial Services Division Manager	DMG	C30	Annual	111,758.40	117,353.60	123,219.20	129,376.00	135,844.80	142,646.40	149,780.80	153,524.80	157,372.80
			Monthly	9,313.20	9,779.47	10,268.27	10,781.33	11,320.40	11,887.20	12,481.73	12,793.73	13,114.40
			Hourly	53.7300	56.4200	59.2400	62.2000	65.3100	68.5800	72.0100	73.8100	75.6600
Parks & Landscape Services Division Manager	DMG	C31	Annual	117,332.80	123,198.40	129,355.20	135,824.00	142,625.60	149,760.00	157,248.00	161,179.20	165,214.40
			Monthly	9,777.73	10,266.53	10,779.60	11,318.67	11,885.47	12,480.00	13,104.00	13,431.60	13,767.87
			Hourly	56.4100	59.2300	62.1900	65.3000	68.5700	72.0000	75.6000	77.4900	79.4300

**CITY OF MORENO VALLEY**  
**SALARY SCALE - CAREER POSITIONS**  
**EFFECTIVE 07/06/2024**

TITLE	GRP	GRADE										
			A	B	C	D	E	F	G	H	I	
				5.0%	5.0%	5.0%	5.0%	5.0%	5.0%	5.0%	2.5%	2.5%
Parks Maintenance Supervisor	PAM	C25	Annual	87,568.00	91,956.80	96,553.60	101,379.20	106,454.40	111,779.20	117,374.40	120,307.20	123,323.20
			Monthly	7,297.33	7,663.07	8,046.13	8,448.27	8,871.20	9,314.93	9,781.20	10,025.60	10,276.93
			Hourly	42.1000	44.2100	46.4200	48.7400	51.1800	53.7400	56.4300	57.8400	59.2900
Parks Maintenance Worker	NE	C12	Annual	46,446.40	48,776.00	51,209.60	53,768.00	56,451.20	59,280.00	62,254.40	63,814.40	65,416.00
			Monthly	3,870.53	4,064.67	4,267.47	4,480.67	4,704.27	4,940.00	5,187.87	5,317.87	5,451.33
			Hourly	22.3300	23.4500	24.6200	25.8500	27.1400	28.5000	29.9300	30.6800	31.4500
Parks Project Manager	PAM	C25	Annual	87,568.00	91,956.80	96,553.60	101,379.20	106,454.40	111,779.20	117,374.40	120,307.20	123,323.20
			Monthly	7,297.33	7,663.07	8,046.13	8,448.27	8,871.20	9,314.93	9,781.20	10,025.60	10,276.93
			Hourly	42.1000	44.2100	46.4200	48.7400	51.1800	53.7400	56.4300	57.8400	59.2900
Payroll Supervisor	PAM	C26	Annual	91,936.00	96,532.80	101,358.40	106,433.60	111,758.40	117,353.60	123,219.20	126,297.60	129,459.20
			Monthly	7,661.33	8,044.40	8,446.53	8,869.47	9,313.20	9,779.47	10,268.27	10,524.80	10,788.27
			Hourly	44.2000	46.4100	48.7300	51.1700	53.7300	56.4200	59.2400	60.7200	62.2400
Permit Technician	NE	C18	Annual	62,233.60	65,353.60	68,619.20	72,051.20	75,649.60	79,435.20	83,408.00	85,488.00	87,630.40
			Monthly	5,186.13	5,446.13	5,718.27	6,004.27	6,304.13	6,619.60	6,950.67	7,124.00	7,302.53
			Hourly	29.9200	31.4200	32.9900	34.6400	36.3700	38.1900	40.1000	41.1000	42.1300
Planning Division Manager/Official	DMG	C34	Annual	145,745.60	153,025.60	160,680.00	168,708.80	177,153.60	186,014.40	195,312.00	200,200.00	205,212.80
			Monthly	12,145.47	12,752.13	13,390.00	14,059.07	14,762.80	15,501.20	16,276.00	16,683.33	17,101.07
			Hourly	70.0700	73.5700	77.2500	81.1100	85.1700	89.4300	93.9000	96.2500	98.6600
Principal Accountant	PAM	C28	Annual	101,358.40	106,433.60	111,758.40	117,353.60	123,219.20	129,376.00	135,844.80	139,235.20	142,708.80
			Monthly	8,446.53	8,869.47	9,313.20	9,779.47	10,268.27	10,781.33	11,320.40	11,602.93	11,892.40
			Hourly	48.7300	51.1700	53.7300	56.4200	59.2400	62.2000	65.3100	66.9400	68.6100
Principal Engineer	DMG	C33	Annual	135,574.40	142,355.20	149,468.80	156,936.00	164,777.60	173,014.40	181,667.20	186,201.60	190,860.80
			Monthly	11,297.87	11,862.93	12,455.73	13,078.00	13,731.47	14,417.87	15,138.93	15,516.80	15,905.07
			Hourly	65.1800	68.4400	71.8600	75.4500	79.2200	83.1800	87.3400	89.5200	91.7600
Principal Engineer/City Traffic Engineer	DMG	C33	Annual	135,574.40	142,355.20	149,468.80	156,936.00	164,777.60	173,014.40	181,667.20	186,201.60	190,860.80
			Monthly	11,297.87	11,862.93	12,455.73	13,078.00	13,731.47	14,417.87	15,138.93	15,516.80	15,905.07
			Hourly	65.1800	68.4400	71.8600	75.4500	79.2200	83.1800	87.3400	89.5200	91.7600
Principal Planner	PAM	C33	Annual	135,574.40	142,355.20	149,468.80	156,936.00	164,777.60	173,014.40	181,667.20	186,201.60	190,860.80
			Monthly	11,297.87	11,862.93	12,455.73	13,078.00	13,731.47	14,417.87	15,138.93	15,516.80	15,905.07
			Hourly	65.1800	68.4400	71.8600	75.4500	79.2200	83.1800	87.3400	89.5200	91.7600
Public Information/Intergovernmental Relations Officer	PAM	C28	Annual	101,358.40	106,433.60	111,758.40	117,353.60	123,219.20	129,376.00	135,844.80	139,235.20	142,708.80
			Monthly	8,446.53	8,869.47	9,313.20	9,779.47	10,268.27	10,781.33	11,320.40	11,602.93	11,892.40
			Hourly	48.7300	51.1700	53.7300	56.4200	59.2400	62.2000	65.3100	66.9400	68.6100
Public Safety Contracts Administrator	DMG	C30	Annual	111,758.40	117,353.60	123,219.20	129,376.00	135,844.80	142,646.40	149,780.80	153,524.80	157,372.80
			Monthly	9,313.20	9,779.47	10,268.27	10,781.33	11,320.40	11,887.20	12,481.73	12,793.73	13,114.40
			Hourly	53.7300	56.4200	59.2400	62.2000	65.3100	68.5800	72.0100	73.8100	75.6600
Purchasing Division Manager	DMG	C32	Annual	126,131.20	132,433.60	139,048.00	145,995.20	153,296.00	160,971.20	169,020.80	173,243.20	177,569.60
			Monthly	10,510.93	11,036.13	11,587.33	12,166.27	12,774.67	13,414.27	14,085.07	14,436.93	14,797.47
			Hourly	60.6400	63.6700	66.8500	70.1900	73.7000	77.3900	81.2600	83.2900	85.3700
Recycling Specialist	NE	C16	Annual	56,451.20	59,280.00	62,254.40	65,374.40	68,640.00	72,072.00	75,670.40	77,563.20	79,497.60
			Monthly	4,704.27	4,940.00	5,187.87	5,447.87	5,720.00	6,006.00	6,305.87	6,463.60	6,624.80
			Hourly	27.1400	28.5000	29.9300	31.4300	33.0000	34.6500	36.3800	37.2900	38.2200

**CITY OF MORENO VALLEY**  
**SALARY SCALE - CAREER POSITIONS**  
**EFFECTIVE 07/06/2024**

TITLE	GRP	GRADE										
			A	B	C	D	E	F	G	H	I	
				5.0%	5.0%	5.0%	5.0%	5.0%	5.0%	5.0%	2.5%	2.5%
Registered Veterinary Technician	NE	C16	Annual	56,451.20	59,280.00	62,254.40	65,374.40	68,640.00	72,072.00	75,670.40	77,563.20	79,497.60
			Monthly	4,704.27	4,940.00	5,187.87	5,447.87	5,720.00	6,006.00	6,305.87	6,463.60	6,624.80
			Hourly	27.1400	28.5000	29.9300	31.4300	33.0000	34.6500	36.3800	37.2900	38.2200
Resource Analyst	PAM	C27	Annual	96,532.80	101,358.40	106,433.60	111,758.40	117,353.60	123,219.20	129,376.00	132,620.80	135,928.00
			Monthly	8,044.40	8,446.53	8,869.47	9,313.20	9,779.47	10,268.27	10,781.33	11,051.73	11,327.33
			Hourly	46.4100	48.7300	51.1700	53.7300	56.4200	59.2400	62.2000	63.7600	65.3500
Security Guard	NE	C08	Annual	38,209.60	40,123.20	42,120.00	44,220.80	46,425.60	48,755.20	51,188.80	52,478.40	53,788.80
			Monthly	3,184.13	3,343.60	3,510.00	3,685.07	3,868.80	4,062.93	4,265.73	4,373.20	4,482.40
			Hourly	18.3700	19.2900	20.2500	21.2600	22.3200	23.4400	24.6100	25.2300	25.8600
Senior Accountant	PAM	C25	Annual	87,568.00	91,956.80	96,553.60	101,379.20	106,454.40	111,779.20	117,374.40	120,307.20	123,323.20
			Monthly	7,297.33	7,663.07	8,046.13	8,448.27	8,871.20	9,314.93	9,781.20	10,025.60	10,276.93
			Hourly	42.1000	44.2100	46.4200	48.7400	51.1800	53.7400	56.4300	57.8400	59.2900
Senior Administrative Assistant	NE	C17	Annual	59,280.00	62,254.40	65,374.40	68,640.00	72,072.00	75,670.40	79,456.00	81,452.80	83,491.20
			Monthly	4,940.00	5,187.87	5,447.87	5,720.00	6,006.00	6,305.87	6,621.33	6,787.73	6,957.60
			Hourly	28.5000	29.9300	31.4300	33.0000	34.6500	36.3800	38.2000	39.1600	40.1400
Senior Applications Analyst	PAM	C27	Annual	96,532.80	101,358.40	106,433.60	111,758.40	117,353.60	123,219.20	129,376.00	132,620.80	135,928.00
			Monthly	8,044.40	8,446.53	8,869.47	9,313.20	9,779.47	10,268.27	10,781.33	11,051.73	11,327.33
			Hourly	46.4100	48.7300	51.1700	53.7300	56.4200	59.2400	62.2000	63.7600	65.3500
Senior Building Inspector	PAM	C25	Annual	87,568.00	91,956.80	96,553.60	101,379.20	106,454.40	111,779.20	117,374.40	120,307.20	123,323.20
			Monthly	7,297.33	7,663.07	8,046.13	8,448.27	8,871.20	9,314.93	9,781.20	10,025.60	10,276.93
			Hourly	42.1000	44.2100	46.4200	48.7400	51.1800	53.7400	56.4300	57.8400	59.2900
Senior Community Enhancement Officer	PAM	C22	Annual	75,628.80	79,414.40	83,387.20	87,547.20	91,915.20	96,512.00	101,337.60	103,875.20	106,475.20
			Monthly	6,302.40	6,617.87	6,948.93	7,295.60	7,659.60	8,042.67	8,444.80	8,656.27	8,872.93
			Hourly	36.3600	38.1800	40.0900	42.0900	44.1900	46.4000	48.7200	49.9400	51.1900
Senior Construction Inspector	PAM	C23	Annual	79,435.20	83,408.00	87,588.80	91,977.60	96,574.40	101,400.00	106,475.20	109,137.60	111,862.40
			Monthly	6,619.60	6,950.67	7,299.07	7,664.80	8,047.87	8,450.00	8,872.93	9,094.80	9,321.87
			Hourly	38.1900	40.1000	42.1100	44.2200	46.4300	48.7500	51.1900	52.4700	53.7800
Senior Deputy City Clerk	DMG	C30	Annual	111,758.40	117,353.60	123,219.20	129,376.00	135,844.80	142,646.40	149,780.80	153,524.80	157,372.80
			Monthly	9,313.20	9,779.47	10,268.27	10,781.33	11,320.40	11,887.20	12,481.73	12,793.73	13,114.40
			Hourly	53.7300	56.4200	59.2400	62.2000	65.3100	68.5800	72.0100	73.8100	75.6600
Senior Electrical Engineer	PAM	C31	Annual	117,332.80	123,198.40	129,355.20	135,824.00	142,625.60	149,760.00	157,248.00	161,179.20	165,214.40
			Monthly	9,777.73	10,266.53	10,779.60	11,318.67	11,885.47	12,480.00	13,104.00	13,431.60	13,767.87
			Hourly	56.4100	59.2300	62.1900	65.3000	68.5700	72.0000	75.6000	77.4900	79.4300
Senior Engineer, P.E.	PAM	C31	Annual	117,332.80	123,198.40	129,355.20	135,824.00	142,625.60	149,760.00	157,248.00	161,179.20	165,214.40
			Monthly	9,777.73	10,266.53	10,779.60	11,318.67	11,885.47	12,480.00	13,104.00	13,431.60	13,767.87
			Hourly	56.4100	59.2300	62.1900	65.3000	68.5700	72.0000	75.6000	77.4900	79.4300
Senior Equipment Operator	NE	C18	Annual	62,233.60	65,353.60	68,619.20	72,051.20	75,649.60	79,435.20	83,408.00	85,488.00	87,630.40
			Monthly	5,186.13	5,446.13	5,718.27	6,004.27	6,304.13	6,619.60	6,950.67	7,124.00	7,302.53
			Hourly	29.9200	31.4200	32.9900	34.6400	36.3700	38.1900	40.1000	41.1000	42.1300
Senior Graphics Designer	NE	C19	Annual	65,332.80	68,598.40	72,030.40	75,628.80	79,414.40	83,387.20	87,547.20	89,731.20	91,977.60
			Monthly	5,444.40	5,716.53	6,002.53	6,302.40	6,617.87	6,948.93	7,295.60	7,477.60	7,664.80
			Hourly	31.4100	32.9800	34.6300	36.3600	38.1800	40.0900	42.0900	43.1400	44.2200



**CITY OF MORENO VALLEY**  
**SALARY SCALE - CAREER POSITIONS**  
**EFFECTIVE 07/06/2024**

TITLE	GRP	GRADE										
			A	B	C	D	E	F	G	H	I	
				5.0%	5.0%	5.0%	5.0%	5.0%	5.0%	5.0%	2.5%	2.5%
Senior Human Resources Analyst	PAM	C27	Annual	96,532.80	101,358.40	106,433.60	111,758.40	117,353.60	123,219.20	129,376.00	132,620.80	135,928.00
			Monthly	8,044.40	8,446.53	8,869.47	9,313.20	9,779.47	10,268.27	10,781.33	11,051.73	11,327.33
			Hourly	46.4100	48.7300	51.1700	53.7300	56.4200	59.2400	62.2000	63.7600	65.3500
Senior Landscape Services Inspector	PAM	C20	Annual	68,598.40	72,030.40	75,628.80	79,414.40	83,387.20	87,547.20	91,915.20	94,203.20	96,553.60
			Monthly	5,716.53	6,002.53	6,302.40	6,617.87	6,948.93	7,295.60	7,659.60	7,850.27	8,046.13
			Hourly	32.9800	34.6300	36.3600	38.1800	40.0900	42.0900	44.1900	45.2900	46.4200
Senior Management Analyst	PAM	C27	Annual	96,532.80	101,358.40	106,433.60	111,758.40	117,353.60	123,219.20	129,376.00	132,620.80	135,928.00
			Monthly	8,044.40	8,446.53	8,869.47	9,313.20	9,779.47	10,268.27	10,781.33	11,051.73	11,327.33
			Hourly	46.4100	48.7300	51.1700	53.7300	56.4200	59.2400	62.2000	63.7600	65.3500
Senior Office Assistant	NE	C13	Annual	48,755.20	51,188.80	53,747.20	56,430.40	59,259.20	62,212.80	65,332.80	66,976.00	68,660.80
			Monthly	4,062.93	4,265.73	4,478.93	4,702.53	4,938.27	5,184.40	5,444.40	5,581.33	5,721.73
			Hourly	23.4400	24.6100	25.8400	27.1300	28.4900	29.9100	31.4100	32.2000	33.0100
Senior Parking Control Officer	NE	C14	Annual	51,209.60	53,768.00	56,451.20	59,280.00	62,254.40	65,374.40	68,640.00	70,366.40	72,134.40
			Monthly	4,267.47	4,480.67	4,704.27	4,940.00	5,187.87	5,447.87	5,720.00	5,863.87	6,011.20
			Hourly	24.6200	25.8500	27.1400	28.5000	29.9300	31.4300	33.0000	33.8300	34.6800
Senior Parks Maintenance Technician	NE	C19	Annual	65,332.80	68,598.40	72,030.40	75,628.80	79,414.40	83,387.20	87,547.20	89,731.20	91,977.60
			Monthly	5,444.40	5,716.53	6,002.53	6,302.40	6,617.87	6,948.93	7,295.60	7,477.60	7,664.80
			Hourly	31.4100	32.9800	34.6300	36.3600	38.1800	40.0900	42.0900	43.1400	44.2200
Senior Payroll Technician	NE	C18	Annual	62,233.60	65,353.60	68,619.20	72,051.20	75,649.60	79,435.20	83,408.00	85,488.00	87,630.40
			Monthly	5,186.13	5,446.13	5,718.27	6,004.27	6,304.13	6,619.60	6,950.67	7,124.00	7,302.53
			Hourly	29.9200	31.4200	32.9900	34.6400	36.3700	38.1900	40.1000	41.1000	42.1300
Senior Permit Technician	NE	C20	Annual	68,598.40	72,030.40	75,628.80	79,414.40	83,387.20	87,547.20	91,915.20	94,203.20	96,553.60
			Monthly	5,716.53	6,002.53	6,302.40	6,617.87	6,948.93	7,295.60	7,659.60	7,850.27	8,046.13
			Hourly	32.9800	34.6300	36.3600	38.1800	40.0900	42.0900	44.1900	45.2900	46.4200
Senior Planner	PAM	C27	Annual	96,532.80	101,358.40	106,433.60	111,758.40	117,353.60	123,219.20	129,376.00	132,620.80	135,928.00
			Monthly	8,044.40	8,446.53	8,869.47	9,313.20	9,779.47	10,268.27	10,781.33	11,051.73	11,327.33
			Hourly	46.4100	48.7300	51.1700	53.7300	56.4200	59.2400	62.2000	63.7600	65.3500
Senior Risk Analyst	PAM	C27	Annual	96,532.80	101,358.40	106,433.60	111,758.40	117,353.60	123,219.20	129,376.00	132,620.80	135,928.00
			Monthly	8,044.40	8,446.53	8,869.47	9,313.20	9,779.47	10,268.27	10,781.33	11,051.73	11,327.33
			Hourly	46.4100	48.7300	51.1700	53.7300	56.4200	59.2400	62.2000	63.7600	65.3500
Senior Telecommunications Technician	NE	C22	Annual	75,628.80	79,414.40	83,387.20	87,547.20	91,915.20	96,512.00	101,337.60	103,875.20	106,475.20
			Monthly	6,302.40	6,617.87	6,948.93	7,295.60	7,659.60	8,042.67	8,444.80	8,656.27	8,872.93
			Hourly	36.3600	38.1800	40.0900	42.0900	44.1900	46.4000	48.7200	49.9400	51.1900
Senior Traffic Signal Technician	PAM	C23	Annual	79,435.20	83,408.00	87,588.80	91,977.60	96,574.40	101,400.00	106,475.20	109,137.60	111,862.40
			Monthly	6,619.60	6,950.67	7,299.07	7,664.80	8,047.87	8,450.00	8,872.93	9,094.80	9,321.87
			Hourly	38.1900	40.1000	42.1100	44.2200	46.4300	48.7500	51.1900	52.4700	53.7800
Special Districts Division Manager	DMG	C34	Annual	145,745.60	153,025.60	160,680.00	168,708.80	177,153.60	186,014.40	195,312.00	200,200.00	205,212.80
			Monthly	12,145.47	12,752.13	13,390.00	14,059.07	14,762.80	15,501.20	16,276.00	16,683.33	17,101.07
			Hourly	70.0700	73.5700	77.2500	81.1100	85.1700	89.4300	93.9000	96.2500	98.6600
Special Events & Facilities Division Manager	DMG	C30	Annual	111,758.40	117,353.60	123,219.20	129,376.00	135,844.80	142,646.40	149,780.80	153,524.80	157,372.80
			Monthly	9,313.20	9,779.47	10,268.27	10,781.33	11,320.40	11,887.20	12,481.73	12,793.73	13,114.40
			Hourly	53.7300	56.4200	59.2400	62.2000	65.3100	68.5800	72.0100	73.8100	75.6600

**CITY OF MORENO VALLEY**  
**SALARY SCALE - CAREER POSITIONS**  
**EFFECTIVE 07/06/2024**

TITLE	GRP	GRADE										
			A	B	C	D	E	F	G	H	I	
				5.0%	5.0%	5.0%	5.0%	5.0%	5.0%	5.0%	2.5%	2.5%
Storekeeper	NE	C14	Annual	51,209.60	53,768.00	56,451.20	59,280.00	62,254.40	65,374.40	68,640.00	70,366.40	72,134.40
			Monthly	4,267.47	4,480.67	4,704.27	4,940.00	5,187.87	5,447.87	5,720.00	5,863.87	6,011.20
			Hourly	24.6200	25.8500	27.1400	28.5000	29.9300	31.4300	33.0000	33.8300	34.6800
Strategic Initiatives Manager	DMG	C34	Annual	145,745.60	153,025.60	160,680.00	168,708.80	177,153.60	186,014.40	195,312.00	200,200.00	205,212.80
			Monthly	12,145.47	12,752.13	13,390.00	14,059.07	14,762.80	15,501.20	16,276.00	16,683.33	17,101.07
			Hourly	70.0700	73.5700	77.2500	81.1100	85.1700	89.4300	93.9000	96.2500	98.6600
Street Maintenance Supervisor	PAM	C25	Annual	87,568.00	91,956.80	96,553.60	101,379.20	106,454.40	111,779.20	117,374.40	120,307.20	123,323.20
			Monthly	7,297.33	7,663.07	8,046.13	8,448.27	8,871.20	9,314.93	9,781.20	10,025.60	10,276.93
			Hourly	42.1000	44.2100	46.4200	48.7400	51.1800	53.7400	56.4300	57.8400	59.2900
Telecommunications Engineer/Administrator	PAM	C29	Annual	106,412.80	111,737.60	117,332.80	123,198.40	129,355.20	135,824.00	142,625.60	146,182.40	149,843.20
			Monthly	8,867.73	9,311.47	9,777.73	10,266.53	10,779.60	11,318.67	11,885.47	12,181.87	12,486.93
			Hourly	51.1600	53.7200	56.4100	59.2300	62.1900	65.3000	68.5700	70.2800	72.0400
Telecommunications Technician	NE	C20	Annual	68,598.40	72,030.40	75,628.80	79,414.40	83,387.20	87,547.20	91,915.20	94,203.20	96,553.60
			Monthly	5,716.53	6,002.53	6,302.40	6,617.87	6,948.93	7,295.60	7,659.60	7,850.27	8,046.13
			Hourly	32.9800	34.6300	36.3600	38.1800	40.0900	42.0900	44.1900	45.2900	46.4200
Traffic Operations Supervisor	PAM	C26	Annual	91,936.00	96,532.80	101,358.40	106,433.60	111,758.40	117,353.60	123,219.20	126,297.60	129,459.20
			Monthly	7,661.33	8,044.40	8,446.53	8,869.47	9,313.20	9,779.47	10,268.27	10,524.80	10,788.27
			Hourly	44.2000	46.4100	48.7300	51.1700	53.7300	56.4200	59.2400	60.7200	62.2400
Traffic Signal Technician	NE	C22	Annual	75,628.80	79,414.40	83,387.20	87,547.20	91,915.20	96,512.00	101,337.60	103,875.20	106,475.20
			Monthly	6,302.40	6,617.87	6,948.93	7,295.60	7,659.60	8,042.67	8,444.80	8,656.27	8,872.93
			Hourly	36.3600	38.1800	40.0900	42.0900	44.1900	46.4000	48.7200	49.9400	51.1900
Traffic Sign/Marking Technician I	NE	C13	Annual	48,755.20	51,188.80	53,747.20	56,430.40	59,259.20	62,212.80	65,332.80	66,976.00	68,660.80
			Monthly	4,062.93	4,265.73	4,478.93	4,702.53	4,938.27	5,184.40	5,444.40	5,581.33	5,721.73
			Hourly	23.4400	24.6100	25.8400	27.1300	28.4900	29.9100	31.4100	32.2000	33.0100
Traffic Sign/Marking Technician II	NE	C15	Annual	53,768.00	56,451.20	59,280.00	62,254.40	65,374.40	68,640.00	72,072.00	73,881.60	75,732.80
			Monthly	4,480.67	4,704.27	4,940.00	5,187.87	5,447.87	5,720.00	6,006.00	6,156.80	6,311.07
			Hourly	25.8500	27.1400	28.5000	29.9300	31.4300	33.0000	34.6500	35.5200	36.4100
Utility Finance Manager	PAM	C28	Annual	101,358.40	106,433.60	111,758.40	117,353.60	123,219.20	129,376.00	135,844.80	139,235.20	142,708.80
			Monthly	8,446.53	8,869.47	9,313.20	9,779.47	10,268.27	10,781.33	11,320.40	11,602.93	11,892.40
			Hourly	48.7300	51.1700	53.7300	56.4200	59.2400	62.2000	65.3100	66.9400	68.6100
Vehicle/Equipment Technician	NE	C17	Annual	59,280.00	62,254.40	65,374.40	68,640.00	72,072.00	75,670.40	79,456.00	81,452.80	83,491.20
			Monthly	4,940.00	5,187.87	5,447.87	5,720.00	6,006.00	6,305.87	6,621.33	6,787.73	6,957.60
			Hourly	28.5000	29.9300	31.4300	33.0000	34.6500	36.3800	38.2000	39.1600	40.1400

RESOLUTION NO. CSD 2023-XX

A RESOLUTION OF THE MORENO VALLEY COMMUNITY SERVICES DISTRICT (CSD) OF THE CITY OF MORENO VALLEY, CALIFORNIA, ADOPTING THE REVISED OPERATING AND CAPITAL BUDGETS FOR FISCAL YEAR 2022/23

WHEREAS, the CSD Board approved the Operating and Capital Budgets for the City for Fiscal Year 2022/23, a copy of which, as may have been amended by the CSD Board, is on file in the Office of the City Clerk and is available for public inspection; and

WHEREAS, the CSD Board approves amendments to the budgets throughout the fiscal year and such prior amendments are reflected within the current amended budget and further ratified as part of the adoption of the quarterly budget amendments; and

WHEREAS, the City Manager has heretofore submitted to the President and Board Members of the Moreno Valley Community Services District proposed amendments to the Operating and Capital Budgets for the District for Fiscal Year 2022/23, a copy of which, as may have been amended by the District's Board of Directors, is on file in the Office of the City Clerk and is available for public inspection; and

WHEREAS, the said proposed amendments to the Operating and Capital Budgets contain estimates of the services, activities and projects comprising the budget, and contain expenditure requirements and the resources available to the Community Services District; and

WHEREAS, the said proposed amendments to the Operating and Capital Budgets contain the estimates of uses of fund balance as required to stabilize the delivery of CSD services during periods of operational deficits; and

WHEREAS, the President and Board of Directors have made such revisions to the proposed amended Operating and Capital Budgets as so desired; and

WHEREAS, the amended Operating and Capital Budgets, as herein approved, will enable the Community Services District to make adequate financial plans and will ensure that District officers can administer their respective functions in accordance with such plans.

NOW, THEREFORE, THE MORENO VALLEY COMMUNITY SERVICES DISTRICT OF THE CITY OF MORENO VALLEY, CALIFORNIA, DOES HEREBY RESOLVE AS FOLLOWS:

1. The proposed amendments to the Operating and Capital Budgets, attached as Attachment 1 and as on file in the Office of the City Clerk, and as may

have been amended by the Community Services District's Board of Directors, is hereby approved and adopted as the annual Operating and Capital Budgets of the Moreno Valley Community Services District for the Fiscal Year 2022/23.

2. The Proposed Amendments to the City Position Summary, included as Exhibit A to this Resolution, and on file in the Office of the City Clerk, and as may have been amended by the Community Services District's Board of Directors, is hereby adopted as part of the Approved City Position Summary of the City of Moreno Valley for Fiscal Year 2023/24 and 2024/25.
3. The Proposed Amendments to the Career Positions Salary Schedule, included as Exhibit B to this Resolution, and on file in the Office of the City Clerk, and as may have been amended by the Community Services District's Board of Directors, is hereby adopted as part of the Approved Career Positions Salary Schedule of the City of Moreno Valley for Fiscal Year 2023/24 and 2024/25.
4. The amounts of proposed expenditures, which include the uses of fund balance specified in the approved budget, are hereby appropriated for the various budget programs and units for said fiscal year.
5. Within fifteen (15) days after the adoption of this Resolution, the City Clerk shall certify to the adoption hereof and, as so certified, cause a copy to be posted in at least three (3) public places within the City.

BE IT FURTHER RESOLVED that this Resolution shall take effect immediately upon its adoption.

APPROVED AND ADOPTED this 20th day of June, 2023.

\_\_\_\_\_  
Mayor of the City of Moreno Valley,  
Acting in the capacity of President of the  
Moreno Valley Community Services District

ATTEST:

\_\_\_\_\_  
City Clerk, acting in the capacity of  
Secretary of the Moreno Valley  
Community Services District

APPROVED AS TO FORM:

\_\_\_\_\_  
City Attorney, acting in the capacity  
of General Counsel of the Moreno  
Valley Community Services District

**RESOLUTION JURAT**

STATE OF CALIFORNIA     )  
COUNTY OF RIVERSIDE    ) ss.  
CITY OF MORENO VALLEY )

I, Jane Halstead, Secretary of the Moreno Valley Community Services District, Moreno Valley, California do hereby certify that Resolution No. CSD 2023-XX was duly and regularly adopted by the Board of Directors of the Moreno Valley Community Services District at a regular meeting held on the 20th day of June, 2023, by the following vote:

AYES:

NOES:

ABSENT:

ABSTAIN:

(Board members, Vice-President and President)

\_\_\_\_\_  
SECRETARY

(SEAL)

City of Moreno Valley  
FY 2023/24 - 2024/25  
City Position Summary

Position Title	FY	FY	FY	FY	FY
	2022/23 No.	2023/24 Adj.	2023/24 No.	2024/25 Adj.	2024/25 No.
Accountant I	1	-	1	-	1
Accountant II	1	-	1	-	1
Accounting Assistant	3	(1)	2	-	2
Accounting Technician	1	-	1	-	1
Accounts Payable Supervisor	1	-	1	-	1
Administrative Assistant	7	3	10	-	10
Animal Care Technician	5	-	5	-	5
Animal Care Technician Supervisor	1	-	1	-	1
Animal Control Officer	6	-	6	-	6
Animal Rescue Coordinator	1	-	1	-	1
Animal Services Assistant	4	-	4	-	4
Animal Services Dispatcher	1	-	1	-	1
Animal Services Division Manager	1	-	1	-	1
Animal Services Field Supervisor	1	-	1	-	1
Animal Services License Inspector	1	-	1	-	1
Animal Services Office Supervisor	1	-	1	-	1
Applications & Database Administrator	1	-	1	-	1
Applications Analyst	1	1	2	-	2
Assistant City Manager (Administration)	1	-	1	-	1
Assistant City Manager (Development)	1	-	1	-	1
Assistant to the City Manager	1	-	1	-	1
Assistant Crossing Guard Supervisor	1	-	1	-	1
Assistant Engineer	2	-	2	-	2
Assistant Network Administrator	1	-	1	-	1
Associate Engineer I	2	-	2	-	2
Associate Engineer II	3	-	3	-	3
Associate Planner	4	-	4	-	4
Audio Visual Technician	2	-	2	-	2
Banquet Facility Representative	1	-	1	-	1
Building Division Manager/Official	1	-	1	-	1
Building Inspector II	4	(1)	3	-	3
Building Safety Supervisor	1	-	1	-	1
Business License Liaison	1	-	1	-	1
Chief Financial Officer	-	1	1	-	1
Child Care Assistant	4	-	4	-	4
Child Care Instructor II	4	-	4	-	4
Child Care Program Manager	1	-	1	-	1
Child Care Site Supervisor	4	-	4	-	4
City Clerk	1	-	1	-	1
City Manager	1	-	1	-	1
Community Development Director	1	-	1	-	1
Community Enhancement Division Manager	1	-	1	-	1
Community Enhancement Officer I	6	-	6	-	6
Community Enhancement Officer II	3	-	3	-	3
Community Enhancement Supervisor	1	-	1	-	1
Community Services Assistant Coordinator	4	-	4	-	4
Community Services Coordinator	4	-	4	-	4
Community Services Division Manager	1	-	1	-	1
Community Services Supervisor	4	-	4	-	4
Construction Inspector	2	-	2	-	2
Construction Inspector Supervisor	1	-	1	-	1
Crossing Guard	35	-	35	-	35
Crossing Guard Supervisor	1	-	1	-	1
Customer Service Manager	1	-	1	-	1
Deputy City Clerk	1	-	1	-	1

City of Moreno Valley  
FY 2023/24 - 2024/25  
City Position Summary

Position Title	FY	FY	FY	FY	FY
	2022/23	2023/24	2023/24	2024/25	2024/25
	No.	Adj.	No.	Adj.	No.
Deputy City Manager	1	-	1	-	1
Deputy Compliance Director	-	1	1	-	1
Deputy Finance Director	1	-	1	-	1
Economic Development Division Manager	2	-	2	-	2
Economic Development & Housing Director	-	1	1	-	1
Electric Utility Chief Engineer	1	-	1	-	1
Electric Utility Division Manager	1	-	1	-	1
Electric Utility Program Coordinator	1	-	1	-	1
Emergency Management & Volunteer Services Program Manager	1	-	1	-	1
Emergency Management & Volunteer Services Program Specialist	1	-	1	-	1
Engineering Division Manager/Assistant City Engineer	1	-	1	-	1
Enterprise Systems Administrator	1	-	1	-	1
Equipment Operator	6	-	6	-	6
Executive Assistant I	5	-	5	-	5
Executive Assistant to Mayor/City Council	1	-	1	-	1
Facilities Maintenance Mechanic	1	-	1	-	1
Facilities Maintenance Worker	3	-	3	-	3
Financial Operations Division Manager	1	-	1	-	1
Financial Resources Division Manager	1	-	1	-	1
Fleet & Facilities Division Manager	1	-	1	-	1
Fleet & Facilities Maintenance Supervisor	1	-	1	-	1
GIS Administrator	1	-	1	-	1
GIS Applications Analyst	1	-	1	-	1
GIS Specialist	1	-	1	-	1
Grants Division Manager	1	-	1	-	1
Grants Program Manager	1	-	1	-	1
Human Resources Analyst	1	-	1	-	1
Human Resources Director	-	1	1	-	1
Human Resources Division Manager	1	-	1	-	1
Human Resources Technician	-	2	2	-	2
Information Technology Technician	2	-	2	-	2
Landscape Services Inspector	2	-	2	-	2
Lead Facilities Maintenance Worker	1	-	1	-	1
Lead Maintenance Worker	4	-	4	-	4
Lead Parks Maintenance Worker	7	-	7	-	7
Lead Traffic Sign/Marking Technician	2	-	2	-	2
Lead Vehicle/Equipment Technician	1	-	1	-	1
Maintenance & Operations Division Manager	1	-	1	-	1
Maintenance Worker I/II	27	-	27	-	27
Maintenance Worker/Work Release Coordinator	1	-	1	-	1
Management Aide	7	-	7	-	7
Management Analyst	8	(1)	7	-	7
Management Assistant	10	2	12	-	12
Media & Communications Division Manager	1	-	1	-	1
Network Administrator	1	-	1	-	1
Network & Systems Specialist	1	-	1	-	1
Paralegal	1	-	1	-	1
Park Ranger	4	-	4	-	4
Parking Control Officer	2	-	2	-	2
Parks & Community Services Administration & Financial Services Division Manager	-	1	1	-	1
Parks & Community Services Director	1	-	1	-	1
Parks & Landscape Services Division Manager	1	-	1	-	1
Parks Maintenance Supervisor	2	-	2	-	2
Parks Maintenance Worker	18	-	18	-	18
Parks Project Manager	1	-	1	-	1

City of Moreno Valley  
FY 2023/24 - 2024/25  
City Position Summary

Position Title	FY	FY	FY	FY	FY
	2022/23 No.	2023/24 Adj.	2023/24 No.	2024/25 Adj.	2024/25 No.
Payroll Supervisor	1	-	1	-	1
Permit Technician	4	-	4	-	4
Planning Division Manager/Official	1	-	1	-	1
Principal Accountant	1	-	1	-	1
Principal Engineer	2	-	2	-	2
Principal Engineer/City Traffic Engineer	1	-	1	-	1
Principal Planner	1	-	1	-	1
Public Information/Intergovernmental Relations Officer	1	-	1	-	1
Public Safety Contracts Administrator	1	-	1	-	1
Purchasing Division Manager	1	-	1	-	1
Public Works Director/City Engineer	1	-	1	-	1
Recycling Specialist	1	1	2	-	2
Registered Veterinary Technician	1	-	1	-	1
Resource Analyst	1	-	1	-	1
Security Guard	2	-	2	-	2
Senior Accountant	4	-	4	-	4
Senior Administrative Assistant	13	(1)	12	-	12
Senior Applications Analyst	1	1	2	-	2
Senior Building Inspector	-	1	1	-	1
Senior Community Enhancement Officer	2	-	2	-	2
Senior Construction Inspector	2	-	2	-	2
Senior Deputy City Clerk	1	-	1	-	1
Senior Electrical Engineer	1	-	1	-	1
Senior Engineer, P.E.	5	-	5	-	5
Senior Equipment Operator	1	-	1	-	1
Senior Graphics Designer	1	-	1	-	1
Senior Human Resources Analyst	1	-	1	-	1
Senior Landscape Services Inspector	1	-	1	-	1
Senior Management Analyst	13	2	15	-	15
Senior Office Assistant	3	-	3	-	3
Senior Parking Control Officer	1	-	1	-	1
Senior Parks Maintenance Technician	2	-	2	-	2
Senior Payroll Technician	1	-	1	-	1
Senior Permit Technician	3	-	3	-	3
Senior Planner	1	-	1	-	1
Senior Risk Analyst	-	1	1	-	1
Senior Telecommunications Technician	1	-	1	-	1
Senior Traffic Signal Technician	1	-	1	-	1
Special Districts Division Manager	1	-	1	-	1
Special Events & Facilities Division Manager	1	-	1	-	1
Storekeeper	1	1	2	-	2
Strategic Initiatives Manager	1	-	1	-	1
Street Maintenance Supervisor	2	-	2	-	2
Telecommunications Engineer/Administrator	1	-	1	-	1
Telecommunications Technician	1	-	1	-	1
Traffic Operations Supervisor	1	-	1	-	1
Traffic Signal Technician	2	-	2	-	2
Traffic Sign/Marking Technician I	1	-	1	-	1
Traffic Sign/Marking Technician II	2	-	2	-	2
Utility Finance Manager	1	-	1	-	1
Vehicle/Equipment Technician	3	-	3	-	3
<b>Total</b>	<b>386</b>	<b>16</b>	<b>402</b>	<b>-</b>	<b>402</b>

Note: Excludes City Council Members, Planning Commissioners and temporary positions.

Per Municipal Code 2.18.010, the Planning Commission shall consist of seven members who shall receive such compensation as may be established from time to time by resolution of the City Council.



**CITY OF MORENO VALLEY**  
**SALARY SCALE - CAREER POSITIONS**  
**EFFECTIVE 07/08/2023**

TITLE	GRP	GRADE										
			A	B	C	D	E	F	G	H	I	
				5.0%	5.0%	5.0%	5.0%	5.0%	5.0%	2.5%	2.5%	
Accountant I	NE	C22	Annual	71,344.00	74,921.60	78,665.60	82,596.80	86,736.00	91,083.20	95,638.40	98,030.40	100,484.80
			Monthly	5,945.33	6,243.47	6,555.47	6,883.07	7,228.00	7,590.27	7,969.87	8,169.20	8,373.73
			Hourly	34.3000	36.0200	37.8200	39.7100	41.7000	43.7900	45.9800	47.1300	48.3100
Accountant II	PAM	C24	Annual	78,665.60	82,596.80	86,736.00	91,083.20	95,638.40	100,422.40	105,435.20	108,076.80	110,780.80
			Monthly	6,555.47	6,883.07	7,228.00	7,590.27	7,969.87	8,368.53	8,786.27	9,006.40	9,231.73
			Hourly	37.8200	39.7100	41.7000	43.7900	45.9800	48.2800	50.6900	51.9600	53.2600
Accounting Assistant	NE	C14	Annual	48,297.60	50,710.40	53,248.00	55,910.40	58,697.60	61,630.40	64,708.80	66,331.20	67,995.20
			Monthly	4,024.80	4,225.87	4,437.33	4,659.20	4,891.47	5,135.87	5,392.40	5,527.60	5,666.27
			Hourly	23.2200	24.3800	25.6000	26.8800	28.2200	29.6300	31.1100	31.8900	32.6900
Accounting Technician	NE	C17	Annual	55,910.40	58,697.60	61,630.40	64,708.80	67,953.60	71,344.00	74,921.60	76,793.60	78,707.20
			Monthly	4,659.20	4,891.47	5,135.87	5,392.40	5,662.80	5,945.33	6,243.47	6,399.47	6,558.93
			Hourly	26.8800	28.2200	29.6300	31.1100	32.6700	34.3000	36.0200	36.9200	37.8400
Accounts Payable Supervisor	NE	C22	Annual	71,344.00	74,921.60	78,665.60	82,596.80	86,736.00	91,083.20	95,638.40	98,030.40	100,484.80
			Monthly	5,945.33	6,243.47	6,555.47	6,883.07	7,228.00	7,590.27	7,969.87	8,169.20	8,373.73
			Hourly	34.3000	36.0200	37.8200	39.7100	41.7000	43.7900	45.9800	47.1300	48.3100
Administrative Assistant	NE	C16	Annual	53,248.00	55,910.40	58,697.60	61,630.40	64,708.80	67,953.60	71,344.00	73,132.80	74,963.20
			Monthly	4,437.33	4,659.20	4,891.47	5,135.87	5,392.40	5,662.80	5,945.33	6,094.40	6,246.93
			Hourly	25.6000	26.8800	28.2200	29.6300	31.1100	32.6700	34.3000	35.1600	36.0400
Animal Care Technician	NE	C11	Annual	41,724.80	43,804.80	45,988.80	48,297.60	50,710.40	53,248.00	55,910.40	57,304.00	58,739.20
			Monthly	3,477.07	3,650.40	3,832.40	4,024.80	4,225.87	4,437.33	4,659.20	4,775.33	4,894.93
			Hourly	20.0600	21.0600	22.1100	23.2200	24.3800	25.6000	26.8800	27.5500	28.2400
Animal Care Technician Supervisor	PAM	C21	Annual	67,953.60	71,344.00	74,921.60	78,665.60	82,596.80	86,736.00	91,083.20	93,350.40	95,680.00
			Monthly	5,662.80	5,945.33	6,243.47	6,555.47	6,883.07	7,228.00	7,590.27	7,779.20	7,973.33
			Hourly	32.6700	34.3000	36.0200	37.8200	39.7100	41.7000	43.7900	44.8800	46.0000
Animal Control Officer	NE	C15	Annual	50,710.40	53,248.00	55,910.40	58,697.60	61,630.40	64,708.80	67,953.60	69,659.20	71,406.40
			Monthly	4,225.87	4,437.33	4,659.20	4,891.47	5,135.87	5,392.40	5,662.80	5,804.93	5,950.53
			Hourly	24.3800	25.6000	26.8800	28.2200	29.6300	31.1100	32.6700	33.4900	34.3300
Animal Rescue Coordinator	NE	C11	Annual	41,724.80	43,804.80	45,988.80	48,297.60	50,710.40	53,248.00	55,910.40	57,304.00	58,739.20
			Monthly	3,477.07	3,650.40	3,832.40	4,024.80	4,225.87	4,437.33	4,659.20	4,775.33	4,894.93
			Hourly	20.0600	21.0600	22.1100	23.2200	24.3800	25.6000	26.8800	27.5500	28.2400
Animal Services Assistant	NE	C10	Annual	39,728.00	41,724.80	43,804.80	45,988.80	48,297.60	50,710.40	53,248.00	54,579.20	55,952.00
			Monthly	3,310.67	3,477.07	3,650.40	3,832.40	4,024.80	4,225.87	4,437.33	4,548.27	4,662.67
			Hourly	19.1000	20.0600	21.0600	22.1100	23.2200	24.3800	25.6000	26.2400	26.9000
Animal Services Dispatcher	NE	C10	Annual	39,728.00	41,724.80	43,804.80	45,988.80	48,297.60	50,710.40	53,248.00	54,579.20	55,952.00
			Monthly	3,310.67	3,477.07	3,650.40	3,832.40	4,024.80	4,225.87	4,437.33	4,548.27	4,662.67
			Hourly	19.1000	20.0600	21.0600	22.1100	23.2200	24.3800	25.6000	26.2400	26.9000
Animal Services Division Manager	DMG	C30	Annual	105,414.40	110,676.80	116,209.60	122,012.80	128,107.20	134,513.60	141,232.00	144,768.00	148,387.20
			Monthly	8,784.53	9,223.07	9,684.13	10,167.73	10,675.60	11,209.47	11,769.33	12,064.00	12,365.60
			Hourly	50.6800	53.2100	55.8700	58.6600	61.5900	64.6700	67.9000	69.6000	71.3400
Animal Services Field Supervisor	PAM	C22	Annual	71,344.00	74,921.60	78,665.60	82,596.80	86,736.00	91,083.20	95,638.40	98,030.40	100,484.80
			Monthly	5,945.33	6,243.47	6,555.47	6,883.07	7,228.00	7,590.27	7,969.87	8,169.20	8,373.73
			Hourly	34.3000	36.0200	37.8200	39.7100	41.7000	43.7900	45.9800	47.1300	48.3100

**CITY OF MORENO VALLEY**  
**SALARY SCALE - CAREER POSITIONS**  
**EFFECTIVE 07/08/2023**

TITLE	GRP	GRADE										
			A	B	C	D	E	F	G	H	I	
				5.0%	5.0%	5.0%	5.0%	5.0%	5.0%	2.5%	2.5%	
Animal Services License Inspector	NE	C11	Annual	41,724.80	43,804.80	45,988.80	48,297.60	50,710.40	53,248.00	55,910.40	57,304.00	58,739.20
			Monthly	3,477.07	3,650.40	3,832.40	4,024.80	4,225.87	4,437.33	4,659.20	4,775.33	4,894.93
			Hourly	20.0600	21.0600	22.1100	23.2200	24.3800	25.6000	26.8800	27.5500	28.2400
Animal Services Office Supervisor	PAM	C21	Annual	67,953.60	71,344.00	74,921.60	78,665.60	82,596.80	86,736.00	91,083.20	93,350.40	95,680.00
			Monthly	5,662.80	5,945.33	6,243.47	6,555.47	6,883.07	7,228.00	7,590.27	7,779.20	7,973.33
			Hourly	32.6700	34.3000	36.0200	37.8200	39.7100	41.7000	43.7900	44.8800	46.0000
Applications & Database Administrator	PAM	C29	Annual	100,380.80	105,393.60	110,656.00	116,188.80	121,992.00	128,086.40	134,492.80	137,862.40	141,315.20
			Monthly	8,365.07	8,782.80	9,221.33	9,682.40	10,166.00	10,673.87	11,207.73	11,488.53	11,776.27
			Hourly	48.2600	50.6700	53.2000	55.8600	58.6500	61.5800	64.6600	66.2800	67.9400
Applications Analyst	PAM	C25	Annual	82,596.80	86,736.00	91,083.20	95,638.40	100,422.40	105,435.20	110,697.60	113,464.00	116,292.80
			Monthly	6,883.07	7,228.00	7,590.27	7,969.87	8,368.53	8,786.27	9,224.80	9,455.33	9,691.07
			Hourly	39.7100	41.7000	43.7900	45.9800	48.2800	50.6900	53.2200	54.5500	55.9100
Assistant to the City Manager	PAM	C24	Annual	78,665.60	82,596.80	86,736.00	91,083.20	95,638.40	100,422.40	105,435.20	108,076.80	110,780.80
			Monthly	6,555.47	6,883.07	7,228.00	7,590.27	7,969.87	8,368.53	8,786.27	9,006.40	9,231.73
			Hourly	37.8200	39.7100	41.7000	43.7900	45.9800	48.2800	50.6900	51.9600	53.2600
Assistant Crossing Guard Supervisor	NE	C05	Annual	36,046.40	36,046.40	37,856.00	39,748.80	39,748.80	41,745.60	41,745.60	43,825.60	43,825.60
			Monthly	3,003.87	3,003.87	3,154.67	3,312.40	3,312.40	3,478.80	3,478.80	3,652.13	3,652.13
			Hourly	17.3300	18.2000	18.2000	19.1100	19.1100	20.0700	20.0700	21.0700	21.0700
Assistant Engineer	PAM	C25	Annual	82,596.80	86,736.00	91,083.20	95,638.40	100,422.40	105,435.20	110,697.60	113,464.00	116,292.80
			Monthly	6,883.07	7,228.00	7,590.27	7,969.87	8,368.53	8,786.27	9,224.80	9,455.33	9,691.07
			Hourly	39.7100	41.7000	43.7900	45.9800	48.2800	50.6900	53.2200	54.5500	55.9100
Assistant Network Administrator	PAM	C26	Annual	86,715.20	91,041.60	95,596.80	100,380.80	105,393.60	110,656.00	116,188.80	119,100.80	122,075.20
			Monthly	7,226.27	7,586.80	7,966.40	8,365.07	8,782.80	9,221.33	9,682.40	9,925.07	10,172.93
			Hourly	41.6900	43.7700	45.9600	48.2600	50.6700	53.2000	55.8600	57.2600	58.6900
Associate Engineer I	PAM	C28	Annual	95,617.60	100,401.60	105,414.40	110,676.80	116,209.60	122,012.80	128,107.20	131,310.40	134,596.80
			Monthly	7,968.13	8,366.80	8,784.53	9,223.07	9,684.13	10,167.73	10,675.60	10,942.53	11,216.40
			Hourly	45.9700	48.2700	50.6800	53.2100	55.8700	58.6600	61.5900	63.1300	64.7100
Associate Engineer II	PAM	C29	Annual	100,380.80	105,393.60	110,656.00	116,188.80	121,992.00	128,086.40	134,492.80	137,862.40	141,315.20
			Monthly	8,365.07	8,782.80	9,221.33	9,682.40	10,166.00	10,673.87	11,207.73	11,488.53	11,776.27
			Hourly	48.2600	50.6700	53.2000	55.8600	58.6500	61.5800	64.6600	66.2800	67.9400
Associate Planner	PAM	C25	Annual	82,596.80	86,736.00	91,083.20	95,638.40	100,422.40	105,435.20	110,697.60	113,464.00	116,292.80
			Monthly	6,883.07	7,228.00	7,590.27	7,969.87	8,368.53	8,786.27	9,224.80	9,455.33	9,691.07
			Hourly	39.7100	41.7000	43.7900	45.9800	48.2800	50.6900	53.2200	54.5500	55.9100
Audio Visual Technician	NE	C18	Annual	58,697.60	61,630.40	64,708.80	67,953.60	71,344.00	74,921.60	78,665.60	80,641.60	82,659.20
			Monthly	4,891.47	5,135.87	5,392.40	5,662.80	5,945.33	6,243.47	6,555.47	6,720.13	6,888.27
			Hourly	28.2200	29.6300	31.1100	32.6700	34.3000	36.0200	37.8200	38.7700	39.7400
Banquet Facility Representative	PAM	C19	Annual	61,630.40	64,708.80	67,953.60	71,344.00	74,921.60	78,665.60	82,596.80	84,656.00	86,777.60
			Monthly	5,135.87	5,392.40	5,662.80	5,945.33	6,243.47	6,555.47	6,883.07	7,054.67	7,231.47
			Hourly	29.6300	31.1100	32.6700	34.3000	36.0200	37.8200	39.7100	40.7000	41.7200
Building Division Manager/Official	DMG	C34	Annual	137,488.00	144,372.80	151,590.40	159,161.60	167,128.00	175,489.60	184,267.20	188,864.00	193,585.60
			Monthly	11,457.33	12,031.07	12,632.53	13,263.47	13,927.33	14,624.13	15,355.60	15,738.67	16,132.13
			Hourly	66.1000	69.4100	72.8800	76.5200	80.3500	84.3700	88.5900	90.8000	93.0700

**CITY OF MORENO VALLEY**  
**SALARY SCALE - CAREER POSITIONS**  
**EFFECTIVE 07/08/2023**

TITLE	GRP	GRADE										
			A	B	C	D	E	F	G	H	I	
				5.0%	5.0%	5.0%	5.0%	5.0%	5.0%	2.5%	2.5%	
Building Inspector II	NE	C24	Annual	78,665.60	82,596.80	86,736.00	91,083.20	95,638.40	100,422.40	105,435.20	108,076.80	110,780.80
			Monthly	6,555.47	6,883.07	7,228.00	7,590.27	7,969.87	8,368.53	8,786.27	9,006.40	9,231.73
			Hourly	37.8200	39.7100	41.7000	43.7900	45.9800	48.2800	50.6900	51.9600	53.2600
Building Safety Supervisor	PAM	C27	Annual	91,062.40	95,617.60	100,401.60	105,414.40	110,676.80	116,209.60	122,012.80	125,070.40	128,190.40
			Monthly	7,588.53	7,968.13	8,366.80	8,784.53	9,223.07	9,684.13	10,167.73	10,422.53	10,682.53
			Hourly	43.7800	45.9700	48.2700	50.6800	53.2100	55.8700	58.6600	60.1300	61.6300
Business License Liaison	NE	C16	Annual	53,248.00	55,910.40	58,697.60	61,630.40	64,708.80	67,953.60	71,344.00	73,132.80	74,963.20
			Monthly	4,437.33	4,659.20	4,891.47	5,135.87	5,392.40	5,662.80	5,945.33	6,094.40	6,246.93
			Hourly	25.6000	26.8800	28.2200	29.6300	31.1100	32.6700	34.3000	35.1600	36.0400
Child Care Assistant	GRA	CC09	Annual	33,912.32	2,246.40	36,628.80	36,628.80	44,512.00	46,737.60	49,067.20	51,521.60	54,100.80
			Monthly	2,826.03	187.20	3,052.40	3,052.40	3,709.33	3,894.80	4,088.93	4,293.47	4,508.40
			Hourly	17.6100	18.4900	19.4100	20.3800	21.4000	22.4700	23.5900	24.7700	26.0100
Child Care Instructor II	GRA	CC11	Annual	39,561.60	41,537.60	43,617.60	45,801.60	48,089.60	50,502.40	53,019.20	54,350.40	55,702.40
			Monthly	3,296.80	3,461.47	3,634.80	3,816.80	4,007.47	4,208.53	4,418.27	4,529.20	4,641.87
			Hourly	19.0200	19.9700	20.9700	22.0200	23.1200	24.2800	25.4900	26.1300	26.7800
Child Care Program Manager	PAM	C19	Annual	61,630.40	64,708.80	67,953.60	71,344.00	74,921.60	78,665.60	82,596.80	84,656.00	86,777.60
			Monthly	5,135.87	5,392.40	5,662.80	5,945.33	6,243.47	6,555.47	6,883.07	7,054.67	7,231.47
			Hourly	29.6300	31.1100	32.6700	34.3000	36.0200	37.8200	39.7100	40.7000	41.7200
Child Care Site Supervisor	GRA	C15	Annual	50,710.40	53,248.00	55,910.40	58,697.60	61,630.40	64,708.80	67,953.60	69,659.20	71,406.40
			Monthly	4,225.87	4,437.33	4,659.20	4,891.47	5,135.87	5,392.40	5,662.80	5,804.93	5,950.53
			Hourly	24.3800	25.6000	26.8800	28.2200	29.6300	31.1100	32.6700	33.4900	34.3300
Community Enhancement Division Manager	DMG	C30	Annual	105,414.40	110,676.80	116,209.60	122,012.80	128,107.20	134,513.60	141,232.00	144,768.00	148,387.20
			Monthly	8,784.53	9,223.07	9,684.13	10,167.73	10,675.60	11,209.47	11,769.33	12,064.00	12,365.60
			Hourly	50.6800	53.2100	55.8700	58.6600	61.5900	64.6700	67.9000	69.6000	71.3400
Community Enhancement Officer I	NE	C18	Annual	58,697.60	61,630.40	64,708.80	67,953.60	71,344.00	74,921.60	78,665.60	80,641.60	82,659.20
			Monthly	4,891.47	5,135.87	5,392.40	5,662.80	5,945.33	6,243.47	6,555.47	6,720.13	6,888.27
			Hourly	28.2200	29.6300	31.1100	32.6700	34.3000	36.0200	37.8200	38.7700	39.7400
Community Enhancement Officer II	NE	C20	Annual	64,708.80	67,953.60	71,344.00	74,921.60	78,665.60	82,596.80	86,736.00	88,899.20	91,124.80
			Monthly	5,392.40	5,662.80	5,945.33	6,243.47	6,555.47	6,883.07	7,228.00	7,408.27	7,593.73
			Hourly	31.1100	32.6700	34.3000	36.0200	37.8200	39.7100	41.7000	42.7400	43.8100
Community Enhancement Supervisor	PAM	C23	Annual	74,921.60	78,665.60	82,596.80	86,736.00	91,083.20	95,638.40	100,422.40	102,939.20	105,518.40
			Monthly	6,243.47	6,555.47	6,883.07	7,228.00	7,590.27	7,969.87	8,368.53	8,578.27	8,793.20
			Hourly	36.0200	37.8200	39.7100	41.7000	43.7900	45.9800	48.2800	49.4900	50.7300
Community Services Assistant Coordinator	NE	C08	Annual	36,046.40	37,856.00	39,748.80	41,745.60	43,825.60	46,009.60	48,318.40	49,524.80	50,772.80
			Monthly	3,003.87	3,154.67	3,312.40	3,478.80	3,652.13	3,834.13	4,026.53	4,127.07	4,231.07
			Hourly	17.3300	18.2000	19.1100	20.0700	21.0700	22.1200	23.2300	23.8100	24.4100
Community Services Coordinator	NE	C10	Annual	39,728.00	41,724.80	43,804.80	45,988.80	48,297.60	50,710.40	53,248.00	54,579.20	55,952.00
			Monthly	3,310.67	3,477.07	3,650.40	3,832.40	4,024.80	4,225.87	4,437.33	4,548.27	4,662.67
			Hourly	19.1000	20.0600	21.0600	22.1100	23.2200	24.3800	25.6000	26.2400	26.9000
Community Services Division Manager	DMG	C30	Annual	105,414.40	110,676.80	116,209.60	122,012.80	128,107.20	134,513.60	141,232.00	144,768.00	148,387.20
			Monthly	8,784.53	9,223.07	9,684.13	10,167.73	10,675.60	11,209.47	11,769.33	12,064.00	12,365.60
			Hourly	50.6800	53.2100	55.8700	58.6600	61.5900	64.6700	67.9000	69.6000	71.3400

**CITY OF MORENO VALLEY**  
**SALARY SCALE - CAREER POSITIONS**  
**EFFECTIVE 07/08/2023**

TITLE	GRP	GRADE										
			A	B	C	D	E	F	G	H	I	
				5.0%	5.0%	5.0%	5.0%	5.0%	5.0%	2.5%	2.5%	
Community Services Supervisor	PAM	C19	Annual	61,630.40	64,708.80	67,953.60	71,344.00	74,921.60	78,665.60	82,596.80	84,656.00	86,777.60
			Monthly	5,135.87	5,392.40	5,662.80	5,945.33	6,243.47	6,555.47	6,883.07	7,054.67	7,231.47
			Hourly	29.6300	31.1100	32.6700	34.3000	36.0200	37.8200	39.7100	40.7000	41.7200
Construction Inspector	NE	C22	Annual	71,344.00	74,921.60	78,665.60	82,596.80	86,736.00	91,083.20	95,638.40	98,030.40	100,484.80
			Monthly	5,945.33	6,243.47	6,555.47	6,883.07	7,228.00	7,590.27	7,969.87	8,169.20	8,373.73
			Hourly	34.3000	36.0200	37.8200	39.7100	41.7000	43.7900	45.9800	47.1300	48.3100
Construction Inspector Supervisor	PAM	C25	Annual	82,596.80	86,736.00	91,083.20	95,638.40	100,422.40	105,435.20	110,697.60	113,464.00	116,292.80
			Monthly	6,883.07	7,228.00	7,590.27	7,969.87	8,368.53	8,786.27	9,224.80	9,455.33	9,691.07
			Hourly	39.7100	41.7000	43.7900	45.9800	48.2800	50.6900	53.2200	54.5500	55.9100
Crossing Guard Supervisor	NE	C07	Annual	36,046.40	37,856.00	39,748.80	41,745.60	43,825.60	46,009.60	48,318.40	49,524.80	50,772.80
			Monthly	3,003.87	3,154.67	3,312.40	3,478.80	3,652.13	3,834.13	4,026.53	4,127.07	4,231.07
			Hourly	17.3300	18.2000	19.1100	20.0700	21.0700	22.1200	23.2300	23.8100	24.4100
Customer Service Manager	PAM	C26	Annual	86,715.20	91,041.60	95,596.80	100,380.80	105,393.60	110,656.00	116,188.80	119,100.80	122,075.20
			Monthly	7,226.27	7,586.80	7,966.40	8,365.07	8,782.80	9,221.33	9,682.40	9,925.07	10,172.93
			Hourly	41.6900	43.7700	45.9600	48.2600	50.6700	53.2000	55.8600	57.2600	58.6900
Deputy City Clerk	NE	C17	Annual	55,910.40	58,697.60	61,630.40	64,708.80	67,953.60	71,344.00	74,921.60	76,793.60	78,707.20
			Monthly	4,659.20	4,891.47	5,135.87	5,392.40	5,662.80	5,945.33	6,243.47	6,399.47	6,558.93
			Hourly	26.8800	28.2200	29.6300	31.1100	32.6700	34.3000	36.0200	36.9200	37.8400
Deputy City Manager	DMG	C30	Annual	105,414.40	110,676.80	116,209.60	122,012.80	128,107.20	134,513.60	141,232.00	144,768.00	148,387.20
			Monthly	8,784.53	9,223.07	9,684.13	10,167.73	10,675.60	11,209.47	11,769.33	12,064.00	12,365.60
			Hourly	50.6800	53.2100	55.8700	58.6600	61.5900	64.6700	67.9000	69.6000	71.3400
Deputy Compliance Director	DMG	C35	Annual	144,372.80	151,590.40	159,161.60	167,128.00	175,489.60	184,267.20	193,481.60	198,328.00	203,278.40
			Monthly	12,031.07	12,632.53	13,263.47	13,927.33	14,624.13	15,355.60	16,123.47	16,527.33	16,939.87
			Hourly	69.4100	72.8800	76.5200	80.3500	84.3700	88.5900	93.0200	95.3500	97.7300
Deputy Finance Director	DMG	C34	Annual	137,488.00	144,372.80	151,590.40	159,161.60	167,128.00	175,489.60	184,267.20	188,864.00	193,585.60
			Monthly	11,457.33	12,031.07	12,632.53	13,263.47	13,927.33	14,624.13	15,355.60	15,738.67	16,132.13
			Hourly	66.1000	69.4100	72.8800	76.5200	80.3500	84.3700	88.5900	90.8000	93.0700
Economic Development Division Manager	DMG	C30	Annual	105,414.40	110,676.80	116,209.60	122,012.80	128,107.20	134,513.60	141,232.00	144,768.00	148,387.20
			Monthly	8,784.53	9,223.07	9,684.13	10,167.73	10,675.60	11,209.47	11,769.33	12,064.00	12,365.60
			Hourly	50.6800	53.2100	55.8700	58.6600	61.5900	64.6700	67.9000	69.6000	71.3400
Electric Utility Chief Engineer	PAM	C34	Annual	137,488.00	144,372.80	151,590.40	159,161.60	167,128.00	175,489.60	184,267.20	188,864.00	193,585.60
			Monthly	11,457.33	12,031.07	12,632.53	13,263.47	13,927.33	14,624.13	15,355.60	15,738.67	16,132.13
			Hourly	66.1000	69.4100	72.8800	76.5200	80.3500	84.3700	88.5900	90.8000	93.0700
Electric Utility Division Manager	DMG	C36	Annual	158,891.20	166,836.80	175,177.60	183,934.40	193,128.00	202,779.20	212,908.80	218,233.60	223,683.20
			Monthly	13,240.93	13,903.07	14,598.13	15,327.87	16,094.00	16,898.27	17,742.40	18,186.13	18,640.27
			Hourly	76.3900	80.2100	84.2200	88.4300	92.8500	97.4900	102.3600	104.9200	107.5400
Electric Utility Program Coordinator	PAM	C27	Annual	91,062.40	95,617.60	100,401.60	105,414.40	110,676.80	116,209.60	122,012.80	125,070.40	128,190.40
			Monthly	7,588.53	7,968.13	8,366.80	8,784.53	9,223.07	9,684.13	10,167.73	10,422.53	10,682.53
			Hourly	43.7800	45.9700	48.2700	50.6800	53.2100	55.8700	58.6600	60.1300	61.6300
Emergency Management & Volunteer Services Program Manager	DMG	C30	Annual	105,414.40	110,676.80	116,209.60	122,012.80	128,107.20	134,513.60	141,232.00	144,768.00	148,387.20
			Monthly	8,784.53	9,223.07	9,684.13	10,167.73	10,675.60	11,209.47	11,769.33	12,064.00	12,365.60
			Hourly	50.6800	53.2100	55.8700	58.6600	61.5900	64.6700	67.9000	69.6000	71.3400

**CITY OF MORENO VALLEY**  
**SALARY SCALE - CAREER POSITIONS**  
**EFFECTIVE 07/08/2023**

TITLE	GRP	GRADE										
			A	B	C	D	E	F	G	H	I	
				5.0%	5.0%	5.0%	5.0%	5.0%	5.0%	2.5%	2.5%	
Emergency Management & Volunteer Services Program Specialist	NE	C16	Annual	53,248.00	55,910.40	58,697.60	61,630.40	64,708.80	67,953.60	71,344.00	73,132.80	74,963.20
			Monthly	4,437.33	4,659.20	4,891.47	5,135.87	5,392.40	5,662.80	5,945.33	6,094.40	6,246.93
			Hourly	25.6000	26.8800	28.2200	29.6300	31.1100	32.6700	34.3000	35.1600	36.0400
Engineering Division Manager/Assistant City Engineer	DMG	C34	Annual	137,488.00	144,372.80	151,590.40	159,161.60	167,128.00	175,489.60	184,267.20	188,864.00	193,585.60
			Monthly	11,457.33	12,031.07	12,632.53	13,263.47	13,927.33	14,624.13	15,355.60	15,738.67	16,132.13
			Hourly	66.1000	69.4100	72.8800	76.5200	80.3500	84.3700	88.5900	90.8000	93.0700
Enterprise Systems Administrator	PAM	C31	Annual	110,676.80	116,209.60	122,012.80	128,107.20	134,513.60	141,232.00	148,304.00	152,006.40	155,812.80
			Monthly	9,223.07	9,684.13	10,167.73	10,675.60	11,209.47	11,769.33	12,358.67	12,667.20	12,984.40
			Hourly	53.2100	55.8700	58.6600	61.5900	64.6700	67.9000	71.3000	73.0800	74.9100
Equipment Operator	NE	C17	Annual	55,910.40	58,697.60	61,630.40	64,708.80	67,953.60	71,344.00	74,921.60	76,793.60	78,707.20
			Monthly	4,659.20	4,891.47	5,135.87	5,392.40	5,662.80	5,945.33	6,243.47	6,399.47	6,558.93
			Hourly	26.8800	28.2200	29.6300	31.1100	32.6700	34.3000	36.0200	36.9200	37.8400
Executive Assistant I	NE	C19	Annual	61,630.40	64,708.80	67,953.60	71,344.00	74,921.60	78,665.60	82,596.80	84,656.00	86,777.60
			Monthly	5,135.87	5,392.40	5,662.80	5,945.33	6,243.47	6,555.47	6,883.07	7,054.67	7,231.47
			Hourly	29.6300	31.1100	32.6700	34.3000	36.0200	37.8200	39.7100	40.7000	41.7200
Executive Assistant to Mayor/City Council	DMG	C30	Annual	105,414.40	110,676.80	116,209.60	122,012.80	128,107.20	134,513.60	141,232.00	144,768.00	148,387.20
			Monthly	8,784.53	9,223.07	9,684.13	10,167.73	10,675.60	11,209.47	11,769.33	12,064.00	12,365.60
			Hourly	50.6800	53.2100	55.8700	58.6600	61.5900	64.6700	67.9000	69.6000	71.3400
Facilities Maintenance Mechanic	NE	C15	Annual	50,710.40	53,248.00	55,910.40	58,697.60	61,630.40	64,708.80	67,953.60	69,659.20	71,406.40
			Monthly	4,225.87	4,437.33	4,659.20	4,891.47	5,135.87	5,392.40	5,662.80	5,804.93	5,950.53
			Hourly	24.3800	25.6000	26.8800	28.2200	29.6300	31.1100	32.6700	33.4900	34.3300
Facilities Maintenance Worker	NE	C13	Annual	45,988.80	48,297.60	50,710.40	53,248.00	55,910.40	58,697.60	61,630.40	63,169.60	64,750.40
			Monthly	3,832.40	4,024.80	4,225.87	4,437.33	4,659.20	4,891.47	5,135.87	5,264.13	5,395.87
			Hourly	22.1100	23.2200	24.3800	25.6000	26.8800	28.2200	29.6300	30.3700	31.1300
Financial Operations Division Manager	DMG	C33	Annual	127,899.20	134,284.80	141,003.20	148,054.40	155,459.20	163,238.40	171,392.00	175,676.80	180,065.60
			Monthly	10,658.27	11,190.40	11,750.27	12,337.87	12,954.93	13,603.20	14,282.67	14,639.73	15,005.47
			Hourly	61.4900	64.5600	67.7900	71.1800	74.7400	78.4800	82.4000	84.4600	86.5700
Financial Resources Division Manager	DMG	C33	Annual	127,899.20	134,284.80	141,003.20	148,054.40	155,459.20	163,238.40	171,392.00	175,676.80	180,065.60
			Monthly	10,658.27	11,190.40	11,750.27	12,337.87	12,954.93	13,603.20	14,282.67	14,639.73	15,005.47
			Hourly	61.4900	64.5600	67.7900	71.1800	74.7400	78.4800	82.4000	84.4600	86.5700
Fleet & Facilities Division Manager	DMG	C31	Annual	110,676.80	116,209.60	122,012.80	128,107.20	134,513.60	141,232.00	148,304.00	152,006.40	155,812.80
			Monthly	9,223.07	9,684.13	10,167.73	10,675.60	11,209.47	11,769.33	12,358.67	12,667.20	12,984.40
			Hourly	53.2100	55.8700	58.6600	61.5900	64.6700	67.9000	71.3000	73.0800	74.9100
Fleet & Facilities Maintenance Supervisor	PAM	C27	Annual	91,062.40	95,617.60	100,401.60	105,414.40	110,676.80	116,209.60	122,012.80	125,070.40	128,190.40
			Monthly	7,588.53	7,968.13	8,366.80	8,784.53	9,223.07	9,684.13	10,167.73	10,422.53	10,682.53
			Hourly	43.7800	45.9700	48.2700	50.6800	53.2100	55.8700	58.6600	60.1300	61.6300
GIS Administrator	PAM	C29	Annual	100,380.80	105,393.60	110,656.00	116,188.80	121,992.00	128,086.40	134,492.80	137,862.40	141,315.20
			Monthly	8,365.07	8,782.80	9,221.33	9,682.40	10,166.00	10,673.87	11,207.73	11,488.53	11,776.27
			Hourly	48.2600	50.6700	53.2000	55.8600	58.6500	61.5800	64.6600	66.2800	67.9400
GIS Applications Analyst	PAM	C25	Annual	82,596.80	86,736.00	91,083.20	95,638.40	100,422.40	105,435.20	110,697.60	113,464.00	116,292.80
			Monthly	6,883.07	7,228.00	7,590.27	7,969.87	8,368.53	8,786.27	9,224.80	9,455.33	9,691.07
			Hourly	39.7100	41.7000	43.7900	45.9800	48.2800	50.6900	53.2200	54.5500	55.9100

**CITY OF MORENO VALLEY**  
**SALARY SCALE - CAREER POSITIONS**  
**EFFECTIVE 07/08/2023**

TITLE	GRP	GRADE										
			A	B	C	D	E	F	G	H	I	
				5.0%	5.0%	5.0%	5.0%	5.0%	5.0%	2.5%	2.5%	
GIS Specialist	NE	C21	Annual	67,953.60	71,344.00	74,921.60	78,665.60	82,596.80	86,736.00	91,083.20	93,350.40	95,680.00
			Monthly	5,662.80	5,945.33	6,243.47	6,555.47	6,883.07	7,228.00	7,590.27	7,779.20	7,973.33
			Hourly	32.6700	34.3000	36.0200	37.8200	39.7100	41.7000	43.7900	44.8800	46.0000
Grants Division Manager	DMG	C33	Annual	127,899.20	134,284.80	141,003.20	148,054.40	155,459.20	163,238.40	171,392.00	175,676.80	180,065.60
			Monthly	10,658.27	11,190.40	11,750.27	12,337.87	12,954.93	13,603.20	14,282.67	14,639.73	15,005.47
			Hourly	61.4900	64.5600	67.7900	71.1800	74.7400	78.4800	82.4000	84.4600	86.5700
Grants Program Manager	PAM	C27	Annual	91,062.40	95,617.60	100,401.60	105,414.40	110,676.80	116,209.60	122,012.80	125,070.40	128,190.40
			Monthly	7,588.53	7,968.13	8,366.80	8,784.53	9,223.07	9,684.13	10,167.73	10,422.53	10,682.53
			Hourly	43.7800	45.9700	48.2700	50.6800	53.2100	55.8700	58.6600	60.1300	61.6300
Human Resources Analyst	PAM	C24	Annual	78,665.60	82,596.80	86,736.00	91,083.20	95,638.40	100,422.40	105,435.20	108,076.80	110,780.80
			Monthly	6,555.47	6,883.07	7,228.00	7,590.27	7,969.87	8,368.53	8,786.27	9,006.40	9,231.73
			Hourly	37.8200	39.7100	41.7000	43.7900	45.9800	48.2800	50.6900	51.9600	53.2600
Human Resources Division Manager	DMG	C34	Annual	137,488.00	144,372.80	151,590.40	159,161.60	167,128.00	175,489.60	184,267.20	188,864.00	193,585.60
			Monthly	11,457.33	12,031.07	12,632.53	13,263.47	13,927.33	14,624.13	15,355.60	15,738.67	16,132.13
			Hourly	66.1000	69.4100	72.8800	76.5200	80.3500	84.3700	88.5900	90.8000	93.0700
Human Resources Technician	NE	C22	Annual	71,344.00	74,921.60	78,665.60	82,596.80	86,736.00	91,083.20	95,638.40	98,030.40	100,484.80
			Monthly	5,945.33	6,243.47	6,555.47	6,883.07	7,228.00	7,590.27	7,969.87	8,169.20	8,373.73
			Hourly	34.3000	36.0200	37.8200	39.7100	41.7000	43.7900	45.9800	47.1300	48.3100
Information Technology Technician	NE	C20	Annual	64,708.80	67,953.60	71,344.00	74,921.60	78,665.60	82,596.80	86,736.00	88,899.20	91,124.80
			Monthly	5,392.40	5,662.80	5,945.33	6,243.47	6,555.47	6,883.07	7,228.00	7,408.27	7,593.73
			Hourly	31.1100	32.6700	34.3000	36.0200	37.8200	39.7100	41.7000	42.7400	43.8100
Landscape Services Inspector	NE	C18	Annual	58,697.60	61,630.40	64,708.80	67,953.60	71,344.00	74,921.60	78,665.60	80,641.60	82,659.20
			Monthly	4,891.47	5,135.87	5,392.40	5,662.80	5,945.33	6,243.47	6,555.47	6,720.13	6,888.27
			Hourly	28.2200	29.6300	31.1100	32.6700	34.3000	36.0200	37.8200	38.7700	39.7400
Lead Facilities Maintenance Worker	NE	C18	Annual	58,697.60	61,630.40	64,708.80	67,953.60	71,344.00	74,921.60	78,665.60	80,641.60	82,659.20
			Monthly	4,891.47	5,135.87	5,392.40	5,662.80	5,945.33	6,243.47	6,555.47	6,720.13	6,888.27
			Hourly	28.2200	29.6300	31.1100	32.6700	34.3000	36.0200	37.8200	38.7700	39.7400
Lead Maintenance Worker	NE	C19	Annual	61,630.40	64,708.80	67,953.60	71,344.00	74,921.60	78,665.60	82,596.80	84,656.00	86,777.60
			Monthly	5,135.87	5,392.40	5,662.80	5,945.33	6,243.47	6,555.47	6,883.07	7,054.67	7,231.47
			Hourly	29.6300	31.1100	32.6700	34.3000	36.0200	37.8200	39.7100	40.7000	41.7200
Lead Parks Maintenance Worker	NE	C15	Annual	50,710.40	53,248.00	55,910.40	58,697.60	61,630.40	64,708.80	67,953.60	69,659.20	71,406.40
			Monthly	4,225.87	4,437.33	4,659.20	4,891.47	5,135.87	5,392.40	5,662.80	5,804.93	5,950.53
			Hourly	24.3800	25.6000	26.8800	28.2200	29.6300	31.1100	32.6700	33.4900	34.3300
Lead Traffic Sign/Marking Technician	NE	C18	Annual	58,697.60	61,630.40	64,708.80	67,953.60	71,344.00	74,921.60	78,665.60	80,641.60	82,659.20
			Monthly	4,891.47	5,135.87	5,392.40	5,662.80	5,945.33	6,243.47	6,555.47	6,720.13	6,888.27
			Hourly	28.2200	29.6300	31.1100	32.6700	34.3000	36.0200	37.8200	38.7700	39.7400
Lead Vehicle/Equipment Technician	NE	C19	Annual	61,630.40	64,708.80	67,953.60	71,344.00	74,921.60	78,665.60	82,596.80	84,656.00	86,777.60
			Monthly	5,135.87	5,392.40	5,662.80	5,945.33	6,243.47	6,555.47	6,883.07	7,054.67	7,231.47
			Hourly	29.6300	31.1100	32.6700	34.3000	36.0200	37.8200	39.7100	40.7000	41.7200
Maintenance & Operations Division Manager	DMG	C31	Annual	110,676.80	116,209.60	122,012.80	128,107.20	134,513.60	141,232.00	148,304.00	152,006.40	155,812.80
			Monthly	9,223.07	9,684.13	10,167.73	10,675.60	11,209.47	11,769.33	12,358.67	12,667.20	12,984.40
			Hourly	53.2100	55.8700	58.6600	61.5900	64.6700	67.9000	71.3000	73.0800	74.9100

**CITY OF MORENO VALLEY**  
**SALARY SCALE - CAREER POSITIONS**  
**EFFECTIVE 07/08/2023**

TITLE	GRP	GRADE										
			A	B	C	D	E	F	G	H	I	
				5.0%	5.0%	5.0%	5.0%	5.0%	5.0%	2.5%	2.5%	
Maintenance Worker I	NE	C12	Annual	43,804.80	45,988.80	48,297.60	50,710.40	53,248.00	55,910.40	58,697.60	60,174.40	61,672.00
			Monthly	3,650.40	3,832.40	4,024.80	4,225.87	4,437.33	4,659.20	4,891.47	5,014.53	5,139.33
			Hourly	21.0600	22.1100	23.2200	24.3800	25.6000	26.8800	28.2200	28.9300	29.6500
Maintenance Worker II	NE	C15	Annual	50,710.40	53,248.00	55,910.40	58,697.60	61,630.40	64,708.80	67,953.60	69,659.20	71,406.40
			Monthly	4,225.87	4,437.33	4,659.20	4,891.47	5,135.87	5,392.40	5,662.80	5,804.93	5,950.53
			Hourly	24.3800	25.6000	26.8800	28.2200	29.6300	31.1100	32.6700	33.4900	34.3300
Maintenance Worker/Work Release Coordinator	NE	C16	Annual	53,248.00	55,910.40	58,697.60	61,630.40	64,708.80	67,953.60	71,344.00	73,132.80	74,963.20
			Monthly	4,437.33	4,659.20	4,891.47	5,135.87	5,392.40	5,662.80	5,945.33	6,094.40	6,246.93
			Hourly	25.6000	26.8800	28.2200	29.6300	31.1100	32.6700	34.3000	35.1600	36.0400
Management Aide	NE	C18	Annual	58,697.60	61,630.40	64,708.80	67,953.60	71,344.00	74,921.60	78,665.60	80,641.60	82,659.20
			Monthly	4,891.47	5,135.87	5,392.40	5,662.80	5,945.33	6,243.47	6,555.47	6,720.13	6,888.27
			Hourly	28.2200	29.6300	31.1100	32.6700	34.3000	36.0200	37.8200	38.7700	39.7400
Management Analyst	PAM	C24	Annual	78,665.60	82,596.80	86,736.00	91,083.20	95,638.40	100,422.40	105,435.20	108,076.80	110,780.80
			Monthly	6,555.47	6,883.07	7,228.00	7,590.27	7,969.87	8,368.53	8,786.27	9,006.40	9,231.73
			Hourly	37.8200	39.7100	41.7000	43.7900	45.9800	48.2800	50.6900	51.9600	53.2600
Management Assistant	PAM	C22	Annual	71,344.00	74,921.60	78,665.60	82,596.80	86,736.00	91,083.20	95,638.40	98,030.40	100,484.80
			Monthly	5,945.33	6,243.47	6,555.47	6,883.07	7,228.00	7,590.27	7,969.87	8,169.20	8,373.73
			Hourly	34.3000	36.0200	37.8200	39.7100	41.7000	43.7900	45.9800	47.1300	48.3100
Media & Communications Division Manager	DMG	C33	Annual	127,899.20	134,284.80	141,003.20	148,054.40	155,459.20	163,238.40	171,392.00	175,676.80	180,065.60
			Monthly	10,658.27	11,190.40	11,750.27	12,337.87	12,954.93	13,603.20	14,282.67	14,639.73	15,005.47
			Hourly	61.4900	64.5600	67.7900	71.1800	74.7400	78.4800	82.4000	84.4600	86.5700
Network Administrator	PAM	C31	Annual	110,676.80	116,209.60	122,012.80	128,107.20	134,513.60	141,232.00	148,304.00	152,006.40	155,812.80
			Monthly	9,223.07	9,684.13	10,167.73	10,675.60	11,209.47	11,769.33	12,358.67	12,667.20	12,984.40
			Hourly	53.2100	55.8700	58.6600	61.5900	64.6700	67.9000	71.3000	73.0800	74.9100
Network & Systems Specialist	PAM	C24	Annual	78,665.60	82,596.80	86,736.00	91,083.20	95,638.40	100,422.40	105,435.20	108,076.80	110,780.80
			Monthly	6,555.47	6,883.07	7,228.00	7,590.27	7,969.87	8,368.53	8,786.27	9,006.40	9,231.73
			Hourly	37.8200	39.7100	41.7000	43.7900	45.9800	48.2800	50.6900	51.9600	53.2600
Paralegal	NE	C20	Annual	64,708.80	67,953.60	71,344.00	74,921.60	78,665.60	82,596.80	86,736.00	88,899.20	91,124.80
			Monthly	5,392.40	5,662.80	5,945.33	6,243.47	6,555.47	6,883.07	7,228.00	7,408.27	7,593.73
			Hourly	31.1100	32.6700	34.3000	36.0200	37.8200	39.7100	41.7000	42.7400	43.8100
Park Ranger	NE	C16	Annual	53,248.00	55,910.40	58,697.60	61,630.40	64,708.80	67,953.60	71,344.00	73,132.80	74,963.20
			Monthly	4,437.33	4,659.20	4,891.47	5,135.87	5,392.40	5,662.80	5,945.33	6,094.40	6,246.93
			Hourly	25.6000	26.8800	28.2200	29.6300	31.1100	32.6700	34.3000	35.1600	36.0400
Parking Control Officer	NE	C12	Annual	43,804.80	45,988.80	48,297.60	50,710.40	53,248.00	55,910.40	58,697.60	60,174.40	61,672.00
			Monthly	3,650.40	3,832.40	4,024.80	4,225.87	4,437.33	4,659.20	4,891.47	5,014.53	5,139.33
			Hourly	21.0600	22.1100	23.2200	24.3800	25.6000	26.8800	28.2200	28.9300	29.6500
Parks & Community Services Administration & Financial Services Division Manager	DMG	C30	Annual	105,414.40	110,676.80	116,209.60	122,012.80	128,107.20	134,513.60	141,232.00	144,768.00	148,387.20
			Monthly	8,784.53	9,223.07	9,684.13	10,167.73	10,675.60	11,209.47	11,769.33	12,064.00	12,365.60
			Hourly	50.6800	53.2100	55.8700	58.6600	61.5900	64.6700	67.9000	69.6000	71.3400
Parks & Landscape Services Division Manager	DMG	C31	Annual	110,676.80	116,209.60	122,012.80	128,107.20	134,513.60	141,232.00	148,304.00	152,006.40	155,812.80
			Monthly	9,223.07	9,684.13	10,167.73	10,675.60	11,209.47	11,769.33	12,358.67	12,667.20	12,984.40
			Hourly	53.2100	55.8700	58.6600	61.5900	64.6700	67.9000	71.3000	73.0800	74.9100

**CITY OF MORENO VALLEY**  
**SALARY SCALE - CAREER POSITIONS**  
**EFFECTIVE 07/08/2023**

TITLE	GRP	GRADE										
			A	B	C	D	E	F	G	H	I	
				5.0%	5.0%	5.0%	5.0%	5.0%	5.0%	2.5%	2.5%	
Parks Maintenance Supervisor	PAM	C25	Annual	82,596.80	86,736.00	91,083.20	95,638.40	100,422.40	105,435.20	110,697.60	113,464.00	116,292.80
			Monthly	6,883.07	7,228.00	7,590.27	7,969.87	8,368.53	8,786.27	9,224.80	9,455.33	9,691.07
			Hourly	39.7100	41.7000	43.7900	45.9800	48.2800	50.6900	53.2200	54.5500	55.9100
Parks Maintenance Worker	NE	C12	Annual	43,804.80	45,988.80	48,297.60	50,710.40	53,248.00	55,910.40	58,697.60	60,174.40	61,672.00
			Monthly	3,650.40	3,832.40	4,024.80	4,225.87	4,437.33	4,659.20	4,891.47	5,014.53	5,139.33
			Hourly	21.0600	22.1100	23.2200	24.3800	25.6000	26.8800	28.2200	28.9300	29.6500
Parks Project Manager	PAM	C25	Annual	82,596.80	86,736.00	91,083.20	95,638.40	100,422.40	105,435.20	110,697.60	113,464.00	116,292.80
			Monthly	6,883.07	7,228.00	7,590.27	7,969.87	8,368.53	8,786.27	9,224.80	9,455.33	9,691.07
			Hourly	39.7100	41.7000	43.7900	45.9800	48.2800	50.6900	53.2200	54.5500	55.9100
Payroll Supervisor	PAM	C26	Annual	86,715.20	91,041.60	95,596.80	100,380.80	105,393.60	110,656.00	116,188.80	119,100.80	122,075.20
			Monthly	7,226.27	7,586.80	7,966.40	8,365.07	8,782.80	9,221.33	9,682.40	9,925.07	10,172.93
			Hourly	41.6900	43.7700	45.9600	48.2600	50.6700	53.2000	55.8600	57.2600	58.6900
Permit Technician	NE	C18	Annual	58,697.60	61,630.40	64,708.80	67,953.60	71,344.00	74,921.60	78,665.60	80,641.60	82,659.20
			Monthly	4,891.47	5,135.87	5,392.40	5,662.80	5,945.33	6,243.47	6,555.47	6,720.13	6,888.27
			Hourly	28.2200	29.6300	31.1100	32.6700	34.3000	36.0200	37.8200	38.7700	39.7400
Planning Division Manager/Official	DMG	C34	Annual	137,488.00	144,372.80	151,590.40	159,161.60	167,128.00	175,489.60	184,267.20	188,864.00	193,585.60
			Monthly	11,457.33	12,031.07	12,632.53	13,263.47	13,927.33	14,624.13	15,355.60	15,738.67	16,132.13
			Hourly	66.1000	69.4100	72.8800	76.5200	80.3500	84.3700	88.5900	90.8000	93.0700
Principal Accountant	PAM	C28	Annual	95,617.60	100,401.60	105,414.40	110,676.80	116,209.60	122,012.80	128,107.20	131,310.40	134,596.80
			Monthly	7,968.13	8,366.80	8,784.53	9,223.07	9,684.13	10,167.73	10,675.60	10,942.53	11,216.40
			Hourly	45.9700	48.2700	50.6800	53.2100	55.8700	58.6600	61.5900	63.1300	64.7100
Principal Engineer	DMG	C33	Annual	127,899.20	134,284.80	141,003.20	148,054.40	155,459.20	163,238.40	171,392.00	175,676.80	180,065.60
			Monthly	10,658.27	11,190.40	11,750.27	12,337.87	12,954.93	13,603.20	14,282.67	14,639.73	15,005.47
			Hourly	61.4900	64.5600	67.7900	71.1800	74.7400	78.4800	82.4000	84.4600	86.5700
Principal Engineer/City Traffic Engineer	DMG	C33	Annual	127,899.20	134,284.80	141,003.20	148,054.40	155,459.20	163,238.40	171,392.00	175,676.80	180,065.60
			Monthly	10,658.27	11,190.40	11,750.27	12,337.87	12,954.93	13,603.20	14,282.67	14,639.73	15,005.47
			Hourly	61.4900	64.5600	67.7900	71.1800	74.7400	78.4800	82.4000	84.4600	86.5700
Principal Planner	PAM	C33	Annual	127,899.20	134,284.80	141,003.20	148,054.40	155,459.20	163,238.40	171,392.00	175,676.80	180,065.60
			Monthly	10,658.27	11,190.40	11,750.27	12,337.87	12,954.93	13,603.20	14,282.67	14,639.73	15,005.47
			Hourly	61.4900	64.5600	67.7900	71.1800	74.7400	78.4800	82.4000	84.4600	86.5700
Public Information/Intergovernmental Relations Officer	PAM	C28	Annual	95,617.60	100,401.60	105,414.40	110,676.80	116,209.60	122,012.80	128,107.20	131,310.40	134,596.80
			Monthly	7,968.13	8,366.80	8,784.53	9,223.07	9,684.13	10,167.73	10,675.60	10,942.53	11,216.40
			Hourly	45.9700	48.2700	50.6800	53.2100	55.8700	58.6600	61.5900	63.1300	64.7100
Public Safety Contracts Administrator	DMG	C30	Annual	105,414.40	110,676.80	116,209.60	122,012.80	128,107.20	134,513.60	141,232.00	144,768.00	148,387.20
			Monthly	8,784.53	9,223.07	9,684.13	10,167.73	10,675.60	11,209.47	11,769.33	12,064.00	12,365.60
			Hourly	50.6800	53.2100	55.8700	58.6600	61.5900	64.6700	67.9000	69.6000	71.3400
Purchasing Division Manager	DMG	C32	Annual	118,976.00	124,924.80	131,164.80	137,716.80	144,601.60	151,840.00	159,432.00	163,425.60	167,502.40
			Monthly	9,914.67	10,410.40	10,930.40	11,476.40	12,050.13	12,653.33	13,286.00	13,618.80	13,958.53
			Hourly	57.2000	60.0600	63.0600	66.2100	69.5200	73.0000	76.6500	78.5700	80.5300
Recycling Specialist	NE	C16	Annual	53,248.00	55,910.40	58,697.60	61,630.40	64,708.80	67,953.60	71,344.00	73,132.80	74,963.20
			Monthly	4,437.33	4,659.20	4,891.47	5,135.87	5,392.40	5,662.80	5,945.33	6,094.40	6,246.93
			Hourly	25.6000	26.8800	28.2200	29.6300	31.1100	32.6700	34.3000	35.1600	36.0400



**CITY OF MORENO VALLEY**  
**SALARY SCALE - CAREER POSITIONS**  
**EFFECTIVE 07/08/2023**

TITLE	GRP	GRADE										
			A	B	C	D	E	F	G	H	I	
				5.0%	5.0%	5.0%	5.0%	5.0%	5.0%	5.0%	2.5%	2.5%
Registered Veterinary Technician	NE	C16	Annual	53,248.00	55,910.40	58,697.60	61,630.40	64,708.80	67,953.60	71,344.00	73,132.80	74,963.20
			Monthly	4,437.33	4,659.20	4,891.47	5,135.87	5,392.40	5,662.80	5,945.33	6,094.40	6,246.93
			Hourly	25.6000	26.8800	28.2200	29.6300	31.1100	32.6700	34.3000	35.1600	36.0400
Resource Analyst	PAM	C27	Annual	91,062.40	95,617.60	100,401.60	105,414.40	110,676.80	116,209.60	122,012.80	125,070.40	128,190.40
			Monthly	7,588.53	7,968.13	8,366.80	8,784.53	9,223.07	9,684.13	10,167.73	10,422.53	10,682.53
			Hourly	43.7800	45.9700	48.2700	50.6800	53.2100	55.8700	58.6600	60.1300	61.6300
Security Guard	NE	C08	Annual	36,046.40	37,856.00	39,748.80	41,745.60	43,825.60	46,009.60	48,318.40	49,524.80	50,772.80
			Monthly	3,003.87	3,154.67	3,312.40	3,478.80	3,652.13	3,834.13	4,026.53	4,127.07	4,231.07
			Hourly	17.3300	18.2000	19.1100	20.0700	21.0700	22.1200	23.2300	23.8100	24.4100
Senior Accountant	PAM	C25	Annual	82,596.80	86,736.00	91,083.20	95,638.40	100,422.40	105,435.20	110,697.60	113,464.00	116,292.80
			Monthly	6,883.07	7,228.00	7,590.27	7,969.87	8,368.53	8,786.27	9,224.80	9,455.33	9,691.07
			Hourly	39.7100	41.7000	43.7900	45.9800	48.2800	50.6900	53.2200	54.5500	55.9100
Senior Administrative Assistant	NE	C17	Annual	55,910.40	58,697.60	61,630.40	64,708.80	67,953.60	71,344.00	74,921.60	76,793.60	78,707.20
			Monthly	4,659.20	4,891.47	5,135.87	5,392.40	5,662.80	5,945.33	6,243.47	6,399.47	6,558.93
			Hourly	26.8800	28.2200	29.6300	31.1100	32.6700	34.3000	36.0200	36.9200	37.8400
Senior Applications Analyst	PAM	C27	Annual	91,062.40	95,617.60	100,401.60	105,414.40	110,676.80	116,209.60	122,012.80	125,070.40	128,190.40
			Monthly	7,588.53	7,968.13	8,366.80	8,784.53	9,223.07	9,684.13	10,167.73	10,422.53	10,682.53
			Hourly	43.7800	45.9700	48.2700	50.6800	53.2100	55.8700	58.6600	60.1300	61.6300
Senior Building Inspector	PAM	C25	Annual	82,596.80	86,736.00	91,083.20	95,638.40	100,422.40	105,435.20	110,697.60	113,464.00	116,292.80
			Monthly	6,883.07	7,228.00	7,590.27	7,969.87	8,368.53	8,786.27	9,224.80	9,455.33	9,691.07
			Hourly	39.7100	41.7000	43.7900	45.9800	48.2800	50.6900	53.2200	54.5500	55.9100
Senior Community Enhancement Officer	PAM	C22	Annual	71,344.00	74,921.60	78,665.60	82,596.80	86,736.00	91,083.20	95,638.40	98,030.40	100,484.80
			Monthly	5,945.33	6,243.47	6,555.47	6,883.07	7,228.00	7,590.27	7,969.87	8,169.20	8,373.73
			Hourly	34.3000	36.0200	37.8200	39.7100	41.7000	43.7900	45.9800	47.1300	48.3100
Senior Construction Inspector	PAM	C23	Annual	74,921.60	78,665.60	82,596.80	86,736.00	91,083.20	95,638.40	100,422.40	102,939.20	105,518.40
			Monthly	6,243.47	6,555.47	6,883.07	7,228.00	7,590.27	7,969.87	8,368.53	8,578.27	8,793.20
			Hourly	36.0200	37.8200	39.7100	41.7000	43.7900	45.9800	48.2800	49.4900	50.7300
Senior Deputy City Clerk	DMG	C30	Annual	105,414.40	110,676.80	116,209.60	122,012.80	128,107.20	134,513.60	141,232.00	144,768.00	148,387.20
			Monthly	8,784.53	9,223.07	9,684.13	10,167.73	10,675.60	11,209.47	11,769.33	12,064.00	12,365.60
			Hourly	50.6800	53.2100	55.8700	58.6600	61.5900	64.6700	67.9000	69.6000	71.3400
Senior Electrical Engineer	PAM	C31	Annual	110,676.80	116,209.60	122,012.80	128,107.20	134,513.60	141,232.00	148,304.00	152,006.40	155,812.80
			Monthly	9,223.07	9,684.13	10,167.73	10,675.60	11,209.47	11,769.33	12,358.67	12,667.20	12,984.40
			Hourly	53.2100	55.8700	58.6600	61.5900	64.6700	67.9000	71.3000	73.0800	74.9100
Senior Engineer, P.E.	PAM	C31	Annual	110,676.80	116,209.60	122,012.80	128,107.20	134,513.60	141,232.00	148,304.00	152,006.40	155,812.80
			Monthly	9,223.07	9,684.13	10,167.73	10,675.60	11,209.47	11,769.33	12,358.67	12,667.20	12,984.40
			Hourly	53.2100	55.8700	58.6600	61.5900	64.6700	67.9000	71.3000	73.0800	74.9100
Senior Equipment Operator	NE	C18	Annual	58,697.60	61,630.40	64,708.80	67,953.60	71,344.00	74,921.60	78,665.60	80,641.60	82,659.20
			Monthly	4,891.47	5,135.87	5,392.40	5,662.80	5,945.33	6,243.47	6,555.47	6,720.13	6,888.27
			Hourly	28.2200	29.6300	31.1100	32.6700	34.3000	36.0200	37.8200	38.7700	39.7400
Senior Graphics Designer	NE	C19	Annual	61,630.40	64,708.80	67,953.60	71,344.00	74,921.60	78,665.60	82,596.80	84,656.00	86,777.60
			Monthly	5,135.87	5,392.40	5,662.80	5,945.33	6,243.47	6,555.47	6,883.07	7,054.67	7,231.47
			Hourly	29.6300	31.1100	32.6700	34.3000	36.0200	37.8200	39.7100	40.7000	41.7200

**CITY OF MORENO VALLEY**  
**SALARY SCALE - CAREER POSITIONS**  
**EFFECTIVE 07/08/2023**

TITLE	GRP	GRADE										
			A	B	C	D	E	F	G	H	I	
				5.0%	5.0%	5.0%	5.0%	5.0%	5.0%	2.5%	2.5%	
Senior Human Resources Analyst	PAM	C27	Annual	91,062.40	95,617.60	100,401.60	105,414.40	110,676.80	116,209.60	122,012.80	125,070.40	128,190.40
			Monthly	7,588.53	7,968.13	8,366.80	8,784.53	9,223.07	9,684.13	10,167.73	10,422.53	10,682.53
			Hourly	43.7800	45.9700	48.2700	50.6800	53.2100	55.8700	58.6600	60.1300	61.6300
Senior Landscape Services Inspector	PAM	C20	Annual	64,708.80	67,953.60	71,344.00	74,921.60	78,665.60	82,596.80	86,736.00	88,899.20	91,124.80
			Monthly	5,392.40	5,662.80	5,945.33	6,243.47	6,555.47	6,883.07	7,228.00	7,408.27	7,593.73
			Hourly	31.1100	32.6700	34.3000	36.0200	37.8200	39.7100	41.7000	42.7400	43.8100
Senior Management Analyst	PAM	C27	Annual	91,062.40	95,617.60	100,401.60	105,414.40	110,676.80	116,209.60	122,012.80	125,070.40	128,190.40
			Monthly	7,588.53	7,968.13	8,366.80	8,784.53	9,223.07	9,684.13	10,167.73	10,422.53	10,682.53
			Hourly	43.7800	45.9700	48.2700	50.6800	53.2100	55.8700	58.6600	60.1300	61.6300
Senior Office Assistant	NE	C13	Annual	45,988.80	48,297.60	50,710.40	53,248.00	55,910.40	58,697.60	61,630.40	63,169.60	64,750.40
			Monthly	3,832.40	4,024.80	4,225.87	4,437.33	4,659.20	4,891.47	5,135.87	5,264.13	5,395.87
			Hourly	22.1100	23.2200	24.3800	26.8800	28.2200	29.6300	30.3700	31.1300	31.1300
Senior Parking Control Officer	NE	C14	Annual	48,297.60	50,710.40	53,248.00	55,910.40	58,697.60	61,630.40	64,708.80	66,331.20	67,995.20
			Monthly	4,024.80	4,225.87	4,437.33	4,659.20	4,891.47	5,135.87	5,392.40	5,527.60	5,666.27
			Hourly	23.2200	24.3800	25.6000	26.8800	28.2200	29.6300	31.1100	31.8900	32.6900
Senior Parks Maintenance Technician	NE	C19	Annual	61,630.40	64,708.80	67,953.60	71,344.00	74,921.60	78,665.60	82,596.80	84,656.00	86,777.60
			Monthly	5,135.87	5,392.40	5,662.80	5,945.33	6,243.47	6,555.47	6,883.07	7,054.67	7,231.47
			Hourly	29.6300	31.1100	32.6700	34.3000	36.0200	37.8200	39.7100	40.7000	41.7200
Senior Payroll Technician	NE	C18	Annual	58,697.60	61,630.40	64,708.80	67,953.60	71,344.00	74,921.60	78,665.60	80,641.60	82,659.20
			Monthly	4,891.47	5,135.87	5,392.40	5,662.80	5,945.33	6,243.47	6,555.47	6,720.13	6,888.27
			Hourly	28.2200	29.6300	31.1100	32.6700	34.3000	36.0200	37.8200	38.7700	39.7400
Senior Permit Technician	NE	C20	Annual	64,708.80	67,953.60	71,344.00	74,921.60	78,665.60	82,596.80	86,736.00	88,899.20	91,124.80
			Monthly	5,392.40	5,662.80	5,945.33	6,243.47	6,555.47	6,883.07	7,228.00	7,408.27	7,593.73
			Hourly	31.1100	32.6700	34.3000	36.0200	37.8200	39.7100	41.7000	42.7400	43.8100
Senior Planner	PAM	C27	Annual	91,062.40	95,617.60	100,401.60	105,414.40	110,676.80	116,209.60	122,012.80	125,070.40	128,190.40
			Monthly	7,588.53	7,968.13	8,366.80	8,784.53	9,223.07	9,684.13	10,167.73	10,422.53	10,682.53
			Hourly	43.7800	45.9700	48.2700	50.6800	53.2100	55.8700	58.6600	60.1300	61.6300
Senior Risk Analyst	PAM	C27	Annual	91,062.40	95,617.60	100,401.60	105,414.40	110,676.80	116,209.60	122,012.80	125,070.40	128,190.40
			Monthly	7,588.53	7,968.13	8,366.80	8,784.53	9,223.07	9,684.13	10,167.73	10,422.53	10,682.53
			Hourly	43.7800	45.9700	48.2700	50.6800	53.2100	55.8700	58.6600	60.1300	61.6300
Senior Telecommunications Technician	NE	C22	Annual	71,344.00	74,921.60	78,665.60	82,596.80	86,736.00	91,083.20	95,638.40	98,030.40	100,484.80
			Monthly	5,945.33	6,243.47	6,555.47	6,883.07	7,228.00	7,590.27	7,969.87	8,169.20	8,373.73
			Hourly	34.3000	36.0200	37.8200	39.7100	41.7000	43.7900	45.9800	47.1300	48.3100
Senior Traffic Signal Technician	PAM	C23	Annual	74,921.60	78,665.60	82,596.80	86,736.00	91,083.20	95,638.40	100,422.40	102,939.20	105,518.40
			Monthly	6,243.47	6,555.47	6,883.07	7,228.00	7,590.27	7,969.87	8,368.53	8,578.27	8,793.20
			Hourly	36.0200	37.8200	39.7100	41.7000	43.7900	45.9800	48.2800	49.4900	50.7300
Special Districts Division Manager	DMG	C34	Annual	137,488.00	144,372.80	151,590.40	159,161.60	167,128.00	175,489.60	184,267.20	188,864.00	193,585.60
			Monthly	11,457.33	12,031.07	12,632.53	13,263.47	13,927.33	14,624.13	15,355.60	15,738.67	16,132.13
			Hourly	66.1000	69.4100	72.8800	76.5200	80.3500	84.3700	88.5900	90.8000	93.0700
Special Events & Facilities Division Manager	DMG	C30	Annual	105,414.40	110,676.80	116,209.60	122,012.80	128,107.20	134,513.60	141,232.00	144,768.00	148,387.20
			Monthly	8,784.53	9,223.07	9,684.13	10,167.73	10,675.60	11,209.47	11,769.33	12,064.00	12,365.60
			Hourly	50.6800	53.2100	55.8700	58.6600	61.5900	64.6700	67.9000	69.6000	71.3400

**CITY OF MORENO VALLEY**

**SALARY SCALE - CAREER POSITIONS  
EFFECTIVE 07/08/2023**

TITLE	GRP	GRADE		SALARY									
				A	B	C	D	E	F	G	H	I	
					5.0%	5.0%	5.0%	5.0%	5.0%	5.0%	5.0%	2.5%	2.5%
Storekeeper	NE	C14	Annual	48,297.60	50,710.40	53,248.00	55,910.40	58,697.60	61,630.40	64,708.80	66,331.20	67,995.20	
			Monthly	4,024.80	4,225.87	4,437.33	4,659.20	4,891.47	5,135.87	5,392.40	5,527.60	5,666.27	
			Hourly	23.2200	24.3800	25.6000	26.8800	28.2200	29.6300	31.1100	31.8900	32.6900	
Strategic Initiatives Manager	DMG	C34	Annual	137,488.00	144,372.80	151,590.40	159,161.60	167,128.00	175,489.60	184,267.20	188,864.00	193,585.60	
			Monthly	11,457.33	12,031.07	12,632.53	13,263.47	13,927.33	14,624.13	15,355.60	15,738.67	16,132.13	
			Hourly	66.1000	69.4100	72.8800	76.5200	80.3500	84.3700	88.5900	90.8000	93.0700	
Street Maintenance Supervisor	PAM	C25	Annual	82,596.80	86,736.00	91,083.20	95,638.40	100,422.40	105,435.20	110,697.60	113,464.00	116,292.80	
			Monthly	6,883.07	7,228.00	7,590.27	7,969.87	8,368.53	8,786.27	9,224.80	9,455.33	9,691.07	
			Hourly	39.7100	41.7000	43.7900	45.9800	48.2800	50.6900	53.2200	54.5500	55.9100	
Telecommunications Engineer/Administrator	PAM	C29	Annual	100,380.80	105,393.60	110,656.00	116,188.80	121,992.00	128,086.40	134,492.80	137,862.40	141,315.20	
			Monthly	8,365.07	8,782.80	9,221.33	9,682.40	10,166.00	10,673.87	11,207.73	11,488.53	11,776.27	
			Hourly	48.2600	50.6700	53.2000	55.8600	58.6500	61.5800	64.6600	66.2800	67.9400	
Telecommunications Technician	NE	C20	Annual	64,708.80	67,953.60	71,344.00	74,921.60	78,665.60	82,596.80	86,736.00	88,899.20	91,124.80	
			Monthly	5,392.40	5,662.80	5,945.33	6,243.47	6,555.47	6,883.07	7,228.00	7,408.27	7,593.73	
			Hourly	31.1100	32.6700	34.3000	36.0200	37.8200	39.7100	41.7000	42.7400	43.8100	
Traffic Operations Supervisor	PAM	C26	Annual	86,715.20	91,041.60	95,596.80	100,380.80	105,393.60	110,656.00	116,188.80	119,100.80	122,075.20	
			Monthly	7,226.27	7,586.80	7,966.40	8,365.07	8,782.80	9,221.33	9,682.40	9,925.07	10,172.93	
			Hourly	41.6900	43.7700	45.9600	48.2600	50.6700	53.2000	55.8600	57.2600	58.6900	
Traffic Signal Technician	NE	C22	Annual	71,344.00	74,921.60	78,665.60	82,596.80	86,736.00	91,083.20	95,638.40	98,030.40	100,484.80	
			Monthly	5,945.33	6,243.47	6,555.47	6,883.07	7,228.00	7,590.27	7,969.87	8,169.20	8,373.73	
			Hourly	34.3000	36.0200	37.8200	39.7100	41.7000	43.7900	45.9800	47.1300	48.3100	
Traffic Sign/Marking Technician I	NE	C13	Annual	45,988.80	48,297.60	50,710.40	53,248.00	55,910.40	58,697.60	61,630.40	63,169.60	64,750.40	
			Monthly	3,832.40	4,024.80	4,225.87	4,437.33	4,659.20	4,891.47	5,135.87	5,264.13	5,395.87	
			Hourly	22.1100	23.2200	24.3800	25.6000	26.8800	28.2200	29.6300	30.3700	31.1300	
Traffic Sign/Marking Technician II	NE	C15	Annual	50,710.40	53,248.00	55,910.40	58,697.60	61,630.40	64,708.80	67,953.60	69,659.20	71,406.40	
			Monthly	4,225.87	4,437.33	4,659.20	4,891.47	5,135.87	5,392.40	5,662.80	5,804.93	5,950.53	
			Hourly	24.3800	25.6000	26.8800	28.2200	29.6300	31.1100	32.6700	33.4900	34.3300	
Utility Finance Manager	PAM	C28	Annual	95,617.60	100,401.60	105,414.40	110,676.80	116,209.60	122,012.80	128,107.20	131,310.40	134,596.80	
			Monthly	7,968.13	8,366.80	8,784.53	9,223.07	9,684.13	10,167.73	10,675.60	10,942.53	11,216.40	
			Hourly	45.9700	48.2700	50.6800	53.2100	55.8700	58.6600	61.5900	63.1300	64.7100	
Vehicle/Equipment Technician	NE	C17	Annual	55,910.40	58,697.60	61,630.40	64,708.80	67,953.60	71,344.00	74,921.60	76,793.60	78,707.20	
			Monthly	4,659.20	4,891.47	5,135.87	5,392.40	5,662.80	5,945.33	6,243.47	6,399.47	6,558.93	
			Hourly	26.8800	28.2200	29.6300	31.1100	32.6700	34.3000	36.0200	36.9200	37.8400	

**CITY OF MORENO VALLEY**  
**SALARY SCALE - CAREER POSITIONS**  
**EFFECTIVE 07/06/2024**

TITLE	GRP	GRADE										
			A	B	C	D	E	F	G	H	I	
				5.0%	5.0%	5.0%	5.0%	5.0%	5.0%	5.0%	2.5%	2.5%
Accountant I	NE	C22	Annual	75,628.80	79,414.40	83,387.20	87,547.20	91,915.20	96,512.00	101,337.60	103,875.20	106,475.20
			Monthly	6,302.40	6,617.87	6,948.93	7,295.60	7,659.60	8,042.67	8,444.80	8,656.27	8,872.93
			Hourly	36.3600	38.1800	40.0900	42.0900	44.1900	46.4000	48.7200	49.9400	51.1900
Accountant II	PAM	C24	Annual	83,387.20	87,547.20	91,915.20	96,512.00	101,337.60	106,412.80	111,737.60	114,524.80	117,395.20
			Monthly	6,948.93	7,295.60	7,659.60	8,042.67	8,444.80	8,867.73	9,311.47	9,543.73	9,782.93
			Hourly	40.0900	42.0900	44.1900	46.4000	48.7200	51.1600	53.7200	55.0600	56.4400
Accounting Assistant	NE	C14	Annual	51,209.60	53,768.00	56,451.20	59,280.00	62,254.40	65,374.40	68,640.00	70,366.40	72,134.40
			Monthly	4,267.47	4,480.67	4,704.27	4,940.00	5,187.87	5,447.87	5,720.00	5,863.87	6,011.20
			Hourly	24.6200	25.8500	27.1400	28.5000	29.9300	31.4300	33.0000	33.8300	34.6800
Accounting Technician	NE	C17	Annual	59,280.00	62,254.40	65,374.40	68,640.00	72,072.00	75,670.40	79,456.00	81,452.80	83,491.20
			Monthly	4,940.00	5,187.87	5,447.87	5,720.00	6,006.00	6,305.87	6,621.33	6,787.73	6,957.60
			Hourly	28.5000	29.9300	31.4300	33.0000	34.6500	36.3800	38.2000	39.1600	40.1400
Accounts Payable Supervisor	NE	C22	Annual	75,628.80	79,414.40	83,387.20	87,547.20	91,915.20	96,512.00	101,337.60	103,875.20	106,475.20
			Monthly	6,302.40	6,617.87	6,948.93	7,295.60	7,659.60	8,042.67	8,444.80	8,656.27	8,872.93
			Hourly	36.3600	38.1800	40.0900	42.0900	44.1900	46.4000	48.7200	49.9400	51.1900
Administrative Assistant	NE	C16	Annual	56,451.20	59,280.00	62,254.40	65,374.40	68,640.00	72,072.00	75,670.40	77,563.20	79,497.60
			Monthly	4,704.27	4,940.00	5,187.87	5,447.87	5,720.00	6,006.00	6,305.87	6,463.60	6,624.80
			Hourly	27.1400	28.5000	29.9300	31.4300	33.0000	34.6500	36.3800	37.2900	38.2200
Animal Care Technician	NE	C11	Annual	44,241.60	46,446.40	48,776.00	51,209.60	53,768.00	56,451.20	59,280.00	60,756.80	62,275.20
			Monthly	3,686.80	3,870.53	4,064.67	4,267.47	4,480.67	4,704.27	4,940.00	5,063.07	5,189.60
			Hourly	21.2700	22.3300	23.4500	24.6200	25.8500	27.1400	28.5000	29.2100	29.9400
Animal Care Technician Supervisor	PAM	C21	Annual	72,051.20	75,649.60	79,435.20	83,408.00	87,588.80	91,977.60	96,574.40	98,987.20	101,462.40
			Monthly	6,004.27	6,304.13	6,619.60	6,950.67	7,299.07	7,664.80	8,047.87	8,248.93	8,455.20
			Hourly	34.6400	36.3700	38.1900	40.1000	42.1100	44.2200	46.4300	47.5900	48.7800
Animal Control Officer	NE	C15	Annual	53,768.00	56,451.20	59,280.00	62,254.40	65,374.40	68,640.00	72,072.00	73,881.60	75,732.80
			Monthly	4,480.67	4,704.27	4,940.00	5,187.87	5,447.87	5,720.00	6,006.00	6,156.80	6,311.07
			Hourly	25.8500	27.1400	28.5000	29.9300	31.4300	33.0000	34.6500	35.5200	36.4100
Animal Rescue Coordinator	NE	C11	Annual	44,241.60	46,446.40	48,776.00	51,209.60	53,768.00	56,451.20	59,280.00	60,756.80	62,275.20
			Monthly	3,686.80	3,870.53	4,064.67	4,267.47	4,480.67	4,704.27	4,940.00	5,063.07	5,189.60
			Hourly	21.2700	22.3300	23.4500	24.6200	25.8500	27.1400	28.5000	29.2100	29.9400
Animal Services Assistant	NE	C10	Annual	42,120.00	44,220.80	46,425.60	48,755.20	51,188.80	53,747.20	56,430.40	57,844.80	59,300.80
			Monthly	3,510.00	3,685.07	3,868.80	4,062.93	4,265.73	4,478.93	4,702.53	4,820.40	4,941.73
			Hourly	20.2500	21.2600	22.3200	23.4400	24.6100	25.8400	27.1300	27.8100	28.5100
Animal Services Dispatcher	NE	C10	Annual	42,120.00	44,220.80	46,425.60	48,755.20	51,188.80	53,747.20	56,430.40	57,844.80	59,300.80
			Monthly	3,510.00	3,685.07	3,868.80	4,062.93	4,265.73	4,478.93	4,702.53	4,820.40	4,941.73
			Hourly	20.2500	21.2600	22.3200	23.4400	24.6100	25.8400	27.1300	27.8100	28.5100
Animal Services Division Manager	DMG	C30	Annual	111,758.40	117,353.60	123,219.20	129,376.00	135,844.80	142,646.40	149,780.80	153,524.80	157,372.80
			Monthly	9,313.20	9,779.47	10,268.27	10,781.33	11,320.40	11,887.20	12,481.73	12,793.73	13,114.40
			Hourly	53.7300	56.4200	59.2400	62.2000	65.3100	68.5800	72.0100	73.8100	75.6600
Animal Services Field Supervisor	PAM	C22	Annual	75,628.80	79,414.40	83,387.20	87,547.20	91,915.20	96,512.00	101,337.60	103,875.20	106,475.20
			Monthly	6,302.40	6,617.87	6,948.93	7,295.60	7,659.60	8,042.67	8,444.80	8,656.27	8,872.93
			Hourly	36.3600	38.1800	40.0900	42.0900	44.1900	46.4000	48.7200	49.9400	51.1900

**CITY OF MORENO VALLEY**  
**SALARY SCALE - CAREER POSITIONS**  
**EFFECTIVE 07/06/2024**

TITLE	GRP	GRADE										
			A	B	C	D	E	F	G	H	I	
				5.0%	5.0%	5.0%	5.0%	5.0%	5.0%	5.0%	2.5%	2.5%
Animal Services License Inspector	NE	C11	Annual	44,241.60	46,446.40	48,776.00	51,209.60	53,768.00	56,451.20	59,280.00	60,756.80	62,275.20
			Monthly	3,686.80	3,870.53	4,064.67	4,267.47	4,480.67	4,704.27	4,940.00	5,063.07	5,189.60
			Hourly	21.2700	22.3300	23.4500	24.6200	25.8500	27.1400	28.5000	29.2100	29.9400
Animal Services Office Supervisor	PAM	C21	Annual	72,051.20	75,649.60	79,435.20	83,408.00	87,588.80	91,977.60	96,574.40	98,987.20	101,462.40
			Monthly	6,004.27	6,304.13	6,619.60	6,950.67	7,299.07	7,664.80	8,047.87	8,248.93	8,455.20
			Hourly	34.6400	36.3700	38.1900	40.1000	42.1100	44.2200	46.4300	47.5900	48.7800
Applications & Database Administrator	PAM	C29	Annual	106,412.80	111,737.60	117,332.80	123,198.40	129,355.20	135,824.00	142,625.60	146,182.40	149,843.20
			Monthly	8,867.73	9,311.47	9,777.73	10,266.53	10,779.60	11,318.67	11,885.47	12,181.87	12,486.93
			Hourly	51.1600	53.7200	56.4100	59.2300	62.1900	65.3000	68.5700	70.2800	72.0400
Applications Analyst	PAM	C25	Annual	87,568.00	91,956.80	96,553.60	101,379.20	106,454.40	111,779.20	117,374.40	120,307.20	123,323.20
			Monthly	7,297.33	7,663.07	8,046.13	8,448.27	8,871.20	9,314.93	9,781.20	10,025.60	10,276.93
			Hourly	42.1000	44.2100	46.4200	48.7400	51.1800	53.7400	56.4300	57.8400	59.2900
Assistant to the City Manager	PAM	C24	Annual	83,387.20	87,547.20	91,915.20	96,512.00	101,337.60	106,412.80	111,737.60	114,524.80	117,395.20
			Monthly	6,948.93	7,295.60	7,659.60	8,042.67	8,444.80	8,867.73	9,311.47	9,543.73	9,782.93
			Hourly	40.0900	42.0900	44.1900	46.4000	48.7200	51.1600	53.7200	55.0600	56.4400
Assistant Crossing Guard Supervisor	NE	C05	Annual	38,209.60	38,209.60	40,123.20	42,120.00	42,120.00	44,220.80	44,220.80	46,425.60	46,425.60
			Monthly	3,184.13	3,184.13	3,343.60	3,510.00	3,510.00	3,685.07	3,685.07	3,868.80	3,868.80
			Hourly	18.3700	19.2900	19.2900	20.2500	20.2500	21.2600	21.2600	22.3200	22.3200
Assistant Engineer	PAM	C25	Annual	87,568.00	91,956.80	96,553.60	101,379.20	106,454.40	111,779.20	117,374.40	120,307.20	123,323.20
			Monthly	7,297.33	7,663.07	8,046.13	8,448.27	8,871.20	9,314.93	9,781.20	10,025.60	10,276.93
			Hourly	42.1000	44.2100	46.4200	48.7400	51.1800	53.7400	56.4300	57.8400	59.2900
Assistant Network Administrator	PAM	C26	Annual	91,936.00	96,532.80	101,358.40	106,433.60	111,758.40	117,353.60	123,219.20	126,297.60	129,459.20
			Monthly	7,661.33	8,044.40	8,446.53	8,869.47	9,313.20	9,779.47	10,268.27	10,524.80	10,788.27
			Hourly	44.2000	46.4100	48.7300	51.1700	53.7300	56.4200	59.2400	60.7200	62.2400
Associate Engineer I	PAM	C28	Annual	101,358.40	106,433.60	111,758.40	117,353.60	123,219.20	129,376.00	135,844.80	139,235.20	142,708.80
			Monthly	8,446.53	8,869.47	9,313.20	9,779.47	10,268.27	10,781.33	11,320.40	11,602.93	11,892.40
			Hourly	48.7300	51.1700	53.7300	56.4200	59.2400	62.2000	65.3100	66.9400	68.6100
Associate Engineer II	PAM	C29	Annual	106,412.80	111,737.60	117,332.80	123,198.40	129,355.20	135,824.00	142,625.60	146,182.40	149,843.20
			Monthly	8,867.73	9,311.47	9,777.73	10,266.53	10,779.60	11,318.67	11,885.47	12,181.87	12,486.93
			Hourly	51.1600	53.7200	56.4100	59.2300	62.1900	65.3000	68.5700	70.2800	72.0400
Associate Planner	PAM	C25	Annual	87,568.00	91,956.80	96,553.60	101,379.20	106,454.40	111,779.20	117,374.40	120,307.20	123,323.20
			Monthly	7,297.33	7,663.07	8,046.13	8,448.27	8,871.20	9,314.93	9,781.20	10,025.60	10,276.93
			Hourly	42.1000	44.2100	46.4200	48.7400	51.1800	53.7400	56.4300	57.8400	59.2900
Audio Visual Technician	NE	C18	Annual	62,233.60	65,353.60	68,619.20	72,051.20	75,649.60	79,435.20	83,408.00	85,488.00	87,630.40
			Monthly	5,186.13	5,446.13	5,718.27	6,004.27	6,304.13	6,619.60	6,950.67	7,124.00	7,302.53
			Hourly	29.9200	31.4200	32.9900	34.6400	36.3700	38.1900	40.1000	41.1000	42.1300
Banquet Facility Representative	PAM	C19	Annual	65,332.80	68,598.40	72,030.40	75,628.80	79,414.40	83,387.20	87,547.20	89,731.20	91,977.60
			Monthly	5,444.40	5,716.53	6,002.53	6,302.40	6,617.87	6,948.93	7,295.60	7,477.60	7,664.80
			Hourly	31.4100	32.9800	34.6300	36.3600	38.1800	40.0900	42.0900	43.1400	44.2200
Building Division Manager/Official	DMG	C34	Annual	145,745.60	153,025.60	160,880.00	168,708.80	177,153.60	186,014.40	195,312.00	200,200.00	205,212.80
			Monthly	12,145.47	12,752.13	13,390.00	14,059.07	14,762.80	15,501.20	16,276.00	16,683.33	17,101.07
			Hourly	70.0700	73.5700	77.2500	81.1100	85.1700	89.4300	93.9000	96.2500	98.6600

**CITY OF MORENO VALLEY**  
**SALARY SCALE - CAREER POSITIONS**  
**EFFECTIVE 07/06/2024**

TITLE	GRP	GRADE										
			A	B	C	D	E	F	G	H	I	
				5.0%	5.0%	5.0%	5.0%	5.0%	5.0%	5.0%	2.5%	2.5%
Building Inspector II	NE	C24	Annual	83,387.20	87,547.20	91,915.20	96,512.00	101,337.60	106,412.80	111,737.60	114,524.80	117,395.20
			Monthly	6,948.93	7,295.60	7,659.60	8,042.67	8,444.80	8,867.73	9,311.47	9,543.73	9,782.93
			Hourly	40.0900	42.0900	44.1900	46.4000	48.7200	51.1600	53.7200	55.0600	56.4400
Building Safety Supervisor	PAM	C27	Annual	96,532.80	101,358.40	106,433.60	111,758.40	117,353.60	123,219.20	129,376.00	132,620.80	135,928.00
			Monthly	8,044.40	8,446.53	8,869.47	9,313.20	9,779.47	10,268.27	10,781.33	11,051.73	11,327.33
			Hourly	46.4100	48.7300	51.1700	53.7300	56.4200	59.2400	62.2000	63.7600	65.3500
Business License Liaison	NE	C16	Annual	56,451.20	59,280.00	62,254.40	65,374.40	68,640.00	72,072.00	75,670.40	77,563.20	79,497.60
			Monthly	4,704.27	4,940.00	5,187.87	5,447.87	5,720.00	6,006.00	6,305.87	6,463.60	6,624.80
			Hourly	27.1400	28.5000	29.9300	31.4300	33.0000	34.6500	36.3800	37.2900	38.2200
Child Care Assistant	GRA	CC09	Annual	36,628.80	2,204.80	38,833.60	38,833.60	47,195.20	49,545.60	52,020.80	54,620.80	57,345.60
			Monthly	3,052.40	183.73	3,236.13	3,236.13	3,932.93	4,128.80	4,335.07	4,551.73	4,778.80
			Hourly	18.6700	19.6000	20.5800	21.6100	22.6900	23.8200	25.0100	26.2600	27.5700
Child Care Instructor II	GRA	CC11	Annual	41,953.60	44,054.40	46,259.20	48,568.00	51,001.60	53,560.00	56,243.20	57,657.60	59,092.80
			Monthly	3,496.13	3,671.20	3,854.93	4,047.33	4,250.13	4,463.33	4,686.93	4,804.80	4,924.40
			Hourly	20.1700	21.1800	22.2400	23.3500	24.5200	25.7500	27.0400	27.7200	28.4100
Child Care Program Manager	PAM	C19	Annual	65,332.80	68,598.40	72,030.40	75,628.80	79,414.40	83,387.20	87,547.20	89,731.20	91,977.60
			Monthly	5,444.40	5,716.53	6,002.53	6,302.40	6,617.87	6,948.93	7,295.60	7,477.60	7,664.80
			Hourly	31.4100	32.9800	34.6300	36.3600	38.1800	40.0900	42.0900	43.1400	44.2200
Child Care Site Supervisor	GRA	C15	Annual	53,768.00	56,451.20	59,280.00	62,254.40	65,374.40	68,640.00	72,072.00	73,881.60	75,732.80
			Monthly	4,480.67	4,704.27	4,940.00	5,187.87	5,447.87	5,720.00	6,006.00	6,156.80	6,311.07
			Hourly	25.8500	27.1400	28.5000	29.9300	31.4300	33.0000	34.6500	35.5200	36.4100
Community Enhancement Division Manager	DMG	C30	Annual	111,758.40	117,353.60	123,219.20	129,376.00	135,844.80	142,646.40	149,780.80	153,524.80	157,372.80
			Monthly	9,313.20	9,779.47	10,268.27	10,781.33	11,320.40	11,887.20	12,481.73	12,793.73	13,114.40
			Hourly	53.7300	56.4200	59.2400	62.2000	65.3100	68.5800	72.0100	73.8100	75.6600
Community Enhancement Officer I	NE	C18	Annual	62,233.60	65,353.60	68,619.20	72,051.20	75,649.60	79,435.20	83,408.00	85,488.00	87,630.40
			Monthly	5,186.13	5,446.13	5,718.27	6,004.27	6,304.13	6,619.60	6,950.67	7,124.00	7,302.53
			Hourly	29.9200	31.4200	32.9900	34.6400	36.3700	38.1900	40.1000	41.1000	42.1300
Community Enhancement Officer II	NE	C20	Annual	68,598.40	72,030.40	75,628.80	79,414.40	83,387.20	87,547.20	91,915.20	94,203.20	96,553.60
			Monthly	5,716.53	6,002.53	6,302.40	6,617.87	6,948.93	7,295.60	7,659.60	7,850.27	8,046.13
			Hourly	32.9800	34.6300	36.3600	38.1800	40.0900	42.0900	44.1900	45.2900	46.4200
Community Enhancement Supervisor	PAM	C23	Annual	79,435.20	83,408.00	87,588.80	91,977.60	96,574.40	101,400.00	106,475.20	109,137.60	111,862.40
			Monthly	6,619.60	6,950.67	7,299.07	7,664.80	8,047.87	8,450.00	8,872.93	9,094.80	9,321.87
			Hourly	38.1900	40.1000	42.1100	44.2200	46.4300	48.7500	51.1900	52.4700	53.7800
Community Services Assistant Coordinator	NE	C08	Annual	38,209.60	40,123.20	42,120.00	44,220.80	46,425.60	48,755.20	51,188.80	52,478.40	53,788.80
			Monthly	3,184.13	3,343.60	3,510.00	3,685.07	3,868.80	4,062.93	4,265.73	4,373.20	4,482.40
			Hourly	18.3700	19.2900	20.2500	21.2600	22.3200	23.4400	24.6100	25.2300	25.8600
Community Services Coordinator	NE	C10	Annual	42,120.00	44,220.80	46,425.60	48,755.20	51,188.80	53,747.20	56,430.40	57,844.80	59,300.80
			Monthly	3,510.00	3,685.07	3,868.80	4,062.93	4,265.73	4,478.93	4,702.53	4,820.40	4,941.73
			Hourly	20.2500	21.2600	22.3200	23.4400	24.6100	25.8400	27.1300	27.8100	28.5100
Community Services Division Manager	DMG	C30	Annual	111,758.40	117,353.60	123,219.20	129,376.00	135,844.80	142,646.40	149,780.80	153,524.80	157,372.80
			Monthly	9,313.20	9,779.47	10,268.27	10,781.33	11,320.40	11,887.20	12,481.73	12,793.73	13,114.40
			Hourly	53.7300	56.4200	59.2400	62.2000	65.3100	68.5800	72.0100	73.8100	75.6600

**CITY OF MORENO VALLEY**  
**SALARY SCALE - CAREER POSITIONS**  
**EFFECTIVE 07/06/2024**

TITLE	GRP	GRADE										
			A	B	C	D	E	F	G	H	I	
				5.0%	5.0%	5.0%	5.0%	5.0%	5.0%	5.0%	2.5%	2.5%
Community Services Supervisor	PAM	C19	Annual	65,332.80	68,598.40	72,030.40	75,628.80	79,414.40	83,387.20	87,547.20	89,731.20	91,977.60
			Monthly	5,444.40	5,716.53	6,002.53	6,302.40	6,617.87	6,948.93	7,295.60	7,477.60	7,664.80
			Hourly	31.4100	32.9800	34.6300	36.3600	38.1800	40.0900	42.0900	43.1400	44.2200
Construction Inspector	NE	C22	Annual	75,628.80	79,414.40	83,387.20	87,547.20	91,915.20	96,512.00	101,337.60	103,875.20	106,475.20
			Monthly	6,302.40	6,617.87	6,948.93	7,295.60	7,659.60	8,042.67	8,444.80	8,656.27	8,872.93
			Hourly	36.3600	38.1800	40.0900	42.0900	44.1900	46.4000	48.7200	49.9400	51.1900
Construction Inspector Supervisor	PAM	C25	Annual	87,568.00	91,956.80	96,553.60	101,379.20	106,454.40	111,779.20	117,374.40	120,307.20	123,323.20
			Monthly	7,297.33	7,663.07	8,046.13	8,448.27	8,871.20	9,314.93	9,781.20	10,025.60	10,276.93
			Hourly	42.1000	44.2100	46.4200	48.7400	51.1800	53.7400	56.4300	57.8400	59.2900
Crossing Guard Supervisor	NE	C07	Annual	38,209.60	40,123.20	42,120.00	44,220.80	46,425.60	48,755.20	51,188.80	52,478.40	53,788.80
			Monthly	3,184.13	3,343.60	3,510.00	3,685.07	3,868.80	4,062.93	4,265.73	4,373.20	4,482.40
			Hourly	18.3700	19.2900	20.2500	21.2600	22.3200	23.4400	24.6100	25.2300	25.8600
Customer Service Manager	PAM	C26	Annual	91,936.00	96,532.80	101,358.40	106,433.60	111,758.40	117,353.60	123,219.20	126,297.60	129,459.20
			Monthly	7,661.33	8,044.40	8,446.53	8,869.47	9,313.20	9,779.47	10,268.27	10,524.80	10,788.27
			Hourly	44.2000	46.4100	48.7300	51.1700	53.7300	56.4200	59.2400	60.7200	62.2400
Deputy City Clerk	NE	C17	Annual	59,280.00	62,254.40	65,374.40	68,640.00	72,072.00	75,670.40	79,456.00	81,452.80	83,491.20
			Monthly	4,940.00	5,187.87	5,447.87	5,720.00	6,006.00	6,305.87	6,621.33	6,787.73	6,957.60
			Hourly	28.5000	29.9300	31.4300	33.0000	34.6500	36.3800	38.2000	39.1600	40.1400
Deputy City Manager	DMG	C30	Annual	111,758.40	117,353.60	123,219.20	129,376.00	135,844.80	142,646.40	149,780.80	153,524.80	157,372.80
			Monthly	9,313.20	9,779.47	10,268.27	10,781.33	11,320.40	11,887.20	12,481.73	12,793.73	13,114.40
			Hourly	53.7300	56.4200	59.2400	62.2000	65.3100	68.5800	72.0100	73.8100	75.6600
Deputy Compliance Director	DMG	C35	Annual	153,046.40	160,700.80	168,729.60	177,174.40	186,035.20	195,332.80	205,108.80	210,246.40	215,508.80
			Monthly	12,753.87	13,391.73	14,060.80	14,764.53	15,502.93	16,277.73	17,092.40	17,520.53	17,959.07
			Hourly	73.5800	77.2600	81.1200	85.1800	89.4400	93.9100	98.6100	101.0800	103.6100
Deputy Finance Director	DMG	C34	Annual	145,745.60	153,025.60	160,680.00	168,708.80	177,153.60	186,014.40	195,312.00	200,200.00	205,212.80
			Monthly	12,145.47	12,752.13	13,390.00	14,059.07	14,762.80	15,501.20	16,276.00	16,683.33	17,101.07
			Hourly	70.0700	73.5700	77.2500	81.1100	85.1700	89.4300	93.9000	96.2500	98.6600
Economic Development Division Manager	DMG	C30	Annual	111,758.40	117,353.60	123,219.20	129,376.00	135,844.80	142,646.40	149,780.80	153,524.80	157,372.80
			Monthly	9,313.20	9,779.47	10,268.27	10,781.33	11,320.40	11,887.20	12,481.73	12,793.73	13,114.40
			Hourly	53.7300	56.4200	59.2400	62.2000	65.3100	68.5800	72.0100	73.8100	75.6600
Electric Utility Chief Engineer	PAM	C34	Annual	145,745.60	153,025.60	160,680.00	168,708.80	177,153.60	186,014.40	195,312.00	200,200.00	205,212.80
			Monthly	12,145.47	12,752.13	13,390.00	14,059.07	14,762.80	15,501.20	16,276.00	16,683.33	17,101.07
			Hourly	70.0700	73.5700	77.2500	81.1100	85.1700	89.4300	93.9000	96.2500	98.6600
Electric Utility Division Manager	DMG	C36	Annual	168,438.40	176,862.40	185,702.40	194,979.20	204,734.40	214,968.00	225,721.60	231,358.40	237,140.80
			Monthly	14,036.53	14,738.53	15,475.20	16,248.27	17,061.20	17,914.00	18,810.13	19,279.87	19,761.73
			Hourly	80.9800	85.0300	89.2800	93.7400	98.4300	103.3500	108.5200	111.2300	114.0100
Electric Utility Program Coordinator	PAM	C27	Annual	96,532.80	101,358.40	106,433.60	111,758.40	117,353.60	123,219.20	129,376.00	132,620.80	135,928.00
			Monthly	8,044.40	8,446.53	8,869.47	9,313.20	9,779.47	10,268.27	10,781.33	11,051.73	11,327.33
			Hourly	46.4100	48.7300	51.1700	53.7300	56.4200	59.2400	62.2000	63.7600	65.3500
Emergency Management & Volunteer Services Program Manager	DMG	C30	Annual	111,758.40	117,353.60	123,219.20	129,376.00	135,844.80	142,646.40	149,780.80	153,524.80	157,372.80
			Monthly	9,313.20	9,779.47	10,268.27	10,781.33	11,320.40	11,887.20	12,481.73	12,793.73	13,114.40
			Hourly	53.7300	56.4200	59.2400	62.2000	65.3100	68.5800	72.0100	73.8100	75.6600

**CITY OF MORENO VALLEY**  
**SALARY SCALE - CAREER POSITIONS**  
**EFFECTIVE 07/06/2024**

TITLE	GRP	GRADE										
			A	B	C	D	E	F	G	H	I	
				5.0%	5.0%	5.0%	5.0%	5.0%	5.0%	5.0%	2.5%	2.5%
Emergency Management & Volunteer Services Program Specialist	NE	C16	Annual	56,451.20	59,280.00	62,254.40	65,374.40	68,640.00	72,072.00	75,670.40	77,563.20	79,497.60
			Monthly	4,704.27	4,940.00	5,187.87	5,447.87	5,720.00	6,006.00	6,305.87	6,463.60	6,624.80
			Hourly	27.1400	28.5000	29.9300	31.4300	33.0000	34.6500	36.3800	37.2900	38.2200
Engineering Division Manager/Assistant City Engineer	DMG	C34	Annual	145,745.60	153,025.60	160,680.00	168,708.80	177,153.60	186,014.40	195,312.00	200,200.00	205,212.80
			Monthly	12,145.47	12,752.13	13,390.00	14,059.07	14,762.80	15,501.20	16,276.00	16,683.33	17,101.07
			Hourly	70.0700	73.5700	77.2500	81.1100	85.1700	89.4300	93.9000	96.2500	98.6600
Enterprise Systems Administrator	PAM	C31	Annual	117,332.80	123,198.40	129,355.20	135,824.00	142,625.60	149,760.00	157,248.00	161,179.20	165,214.40
			Monthly	9,777.73	10,266.53	10,779.60	11,318.67	11,885.47	12,480.00	13,104.00	13,431.60	13,767.87
			Hourly	56.4100	59.2300	62.1900	65.3000	68.5700	72.0000	75.6000	77.4900	79.4300
Equipment Operator	NE	C17	Annual	59,280.00	62,254.40	65,374.40	68,640.00	72,072.00	75,670.40	79,456.00	81,452.80	83,491.20
			Monthly	4,940.00	5,187.87	5,447.87	5,720.00	6,006.00	6,305.87	6,621.33	6,787.73	6,957.60
			Hourly	28.5000	29.9300	31.4300	33.0000	34.6500	36.3800	38.2000	39.1600	40.1400
Executive Assistant I	NE	C19	Annual	65,332.80	68,598.40	72,030.40	75,628.80	79,414.40	83,387.20	87,547.20	89,731.20	91,977.60
			Monthly	5,444.40	5,716.53	6,002.53	6,302.40	6,617.87	6,948.93	7,295.60	7,477.60	7,664.80
			Hourly	31.4100	32.9800	34.6300	36.3600	38.1800	40.0900	42.0900	43.1400	44.2200
Executive Assistant to Mayor/City Council	DMG	C30	Annual	111,758.40	117,353.60	123,219.20	129,376.00	135,844.80	142,646.40	149,780.80	153,524.80	157,372.80
			Monthly	9,313.20	9,779.47	10,268.27	10,781.33	11,320.40	11,887.20	12,481.73	12,793.73	13,114.40
			Hourly	53.7300	56.4200	59.2400	62.2000	65.3100	68.5800	72.0100	73.8100	75.6600
Facilities Maintenance Mechanic	NE	C15	Annual	53,768.00	56,451.20	59,280.00	62,254.40	65,374.40	68,640.00	72,072.00	73,881.60	75,732.80
			Monthly	4,480.67	4,704.27	4,940.00	5,187.87	5,447.87	5,720.00	6,006.00	6,156.80	6,311.07
			Hourly	25.8500	27.1400	28.5000	29.9300	31.4300	33.0000	34.6500	35.5200	36.4100
Facilities Maintenance Worker	NE	C13	Annual	48,755.20	51,188.80	53,747.20	56,430.40	59,259.20	62,212.80	65,332.80	66,976.00	68,660.80
			Monthly	4,062.93	4,265.73	4,478.93	4,702.53	4,938.27	5,184.40	5,444.40	5,581.33	5,721.73
			Hourly	23.4400	24.6100	25.8400	27.1300	28.4900	29.9100	31.4100	32.2000	33.0100
Financial Operations Division Manager	DMG	C33	Annual	135,574.40	142,355.20	149,468.80	156,936.00	164,777.60	173,014.40	181,667.20	186,201.60	190,860.80
			Monthly	11,297.87	11,862.93	12,455.73	13,078.00	13,731.47	14,417.87	15,138.93	15,516.80	15,905.07
			Hourly	65.1800	68.4400	71.8600	75.4500	79.2200	83.1800	87.3400	89.5200	91.7600
Financial Resources Division Manager	DMG	C33	Annual	135,574.40	142,355.20	149,468.80	156,936.00	164,777.60	173,014.40	181,667.20	186,201.60	190,860.80
			Monthly	11,297.87	11,862.93	12,455.73	13,078.00	13,731.47	14,417.87	15,138.93	15,516.80	15,905.07
			Hourly	65.1800	68.4400	71.8600	75.4500	79.2200	83.1800	87.3400	89.5200	91.7600
Fleet & Facilities Division Manager	DMG	C31	Annual	117,332.80	123,198.40	129,355.20	135,824.00	142,625.60	149,760.00	157,248.00	161,179.20	165,214.40
			Monthly	9,777.73	10,266.53	10,779.60	11,318.67	11,885.47	12,480.00	13,104.00	13,431.60	13,767.87
			Hourly	56.4100	59.2300	62.1900	65.3000	68.5700	72.0000	75.6000	77.4900	79.4300
Fleet & Facilities Maintenance Supervisor	PAM	C27	Annual	96,532.80	101,358.40	106,433.60	111,758.40	117,353.60	123,219.20	129,376.00	132,620.80	135,928.00
			Annual	8,044.40	8,446.53	8,869.47	9,313.20	9,779.47	10,268.27	10,781.33	11,051.73	11,327.33
			Hourly	46.4100	48.7300	51.1700	53.7300	56.4200	59.2400	62.2000	63.7600	65.3500
GIS Administrator	PAM	C29	Annual	106,412.80	111,737.60	117,332.80	123,198.40	129,355.20	135,824.00	142,625.60	146,182.40	149,843.20
			Monthly	8,867.73	9,311.47	9,777.73	10,266.53	10,779.60	11,318.67	11,885.47	12,181.87	12,486.93
			Hourly	51.1600	53.7200	56.4100	59.2300	62.1900	65.3000	68.5700	70.2800	72.0400
GIS Applications Analyst	PAM	C25	Annual	87,568.00	91,956.80	96,553.60	101,379.20	106,454.40	111,779.20	117,374.40	120,307.20	123,323.20
			Monthly	7,297.33	7,663.07	8,046.13	8,448.27	8,871.20	9,314.93	9,781.20	10,025.60	10,276.93
			Hourly	42.1000	44.2100	46.4200	48.7400	51.1800	53.7400	56.4300	57.8400	59.2900



**CITY OF MORENO VALLEY**  
**SALARY SCALE - CAREER POSITIONS**  
**EFFECTIVE 07/06/2024**

TITLE	GRP	GRADE										
			A	B	C	D	E	F	G	H	I	
				5.0%	5.0%	5.0%	5.0%	5.0%	5.0%	5.0%	2.5%	2.5%
GIS Specialist	NE	C21	Annual	72,051.20	75,649.60	79,435.20	83,408.00	87,588.80	91,977.60	96,574.40	98,987.20	101,462.40
			Monthly	6,004.27	6,304.13	6,619.60	6,950.67	7,299.07	7,664.80	8,047.87	8,248.93	8,455.20
			Hourly	34.6400	36.3700	38.1900	40.1000	42.1100	44.2200	46.4300	47.5900	48.7800
Grants Division Manager	DMG	C33	Annual	135,574.40	142,355.20	149,468.80	156,936.00	164,777.60	173,014.40	181,667.20	186,201.60	190,860.80
			Monthly	11,297.87	11,862.93	12,455.73	13,078.00	13,731.47	14,417.87	15,138.93	15,516.80	15,905.07
			Hourly	65.1800	68.4400	71.8600	75.4500	79.2200	83.1800	87.3400	89.5200	91.7600
Grants Program Manager	PAM	C27	Annual	96,532.80	101,358.40	106,433.60	111,758.40	117,353.60	123,219.20	129,376.00	132,620.80	135,928.00
			Monthly	8,044.40	8,446.53	8,869.47	9,313.20	9,779.47	10,268.27	10,781.33	11,051.73	11,327.33
			Hourly	46.4100	48.7300	51.1700	53.7300	56.4200	59.2400	62.2000	63.7600	65.3500
Human Resources Analyst	PAM	C24	Annual	83,387.20	87,547.20	91,915.20	96,512.00	101,337.60	106,412.80	111,737.60	114,524.80	117,395.20
			Monthly	6,948.93	7,295.60	7,659.60	8,042.67	8,444.80	8,867.73	9,311.47	9,543.73	9,782.93
			Hourly	40.0900	42.0900	44.1900	46.4000	48.7200	51.1600	53.7200	55.0600	56.4400
Human Resources Division Manager	DMG	C34	Annual	145,745.60	153,025.60	160,680.00	168,708.80	177,153.60	186,014.40	195,312.00	200,200.00	205,212.80
			Monthly	12,145.47	12,752.13	13,390.00	14,059.07	14,762.80	15,501.20	16,276.00	16,683.33	17,101.07
			Hourly	70.0700	73.5700	77.2500	81.1100	85.1700	89.4300	93.9000	96.2500	98.6600
Human Resources Technician	NE	C22	Annual	75,628.80	79,414.40	83,387.20	87,547.20	91,915.20	96,512.00	101,337.60	103,875.20	106,475.20
			Monthly	6,302.40	6,617.87	6,948.93	7,295.60	7,659.60	8,042.67	8,444.80	8,656.27	8,872.93
			Hourly	36.3600	38.1800	40.0900	42.0900	44.1900	46.4000	48.7200	49.9400	51.1900
Information Technology Technician	NE	C20	Annual	68,598.40	72,030.40	75,628.80	79,414.40	83,387.20	87,547.20	91,915.20	94,203.20	96,553.60
			Monthly	5,716.53	6,002.53	6,302.40	6,617.87	6,948.93	7,295.60	7,659.60	7,850.27	8,046.13
			Hourly	32.9800	34.6300	36.3600	38.1800	40.0900	42.0900	44.1900	45.2900	46.4200
Landscape Services Inspector	NE	C18	Annual	62,233.60	65,353.60	68,619.20	72,051.20	75,649.60	79,435.20	83,408.00	85,488.00	87,630.40
			Monthly	5,186.13	5,446.13	5,718.27	6,004.27	6,304.13	6,619.60	6,950.67	7,124.00	7,302.53
			Hourly	29.9200	31.4200	32.9900	34.6400	36.3700	38.1900	40.1000	41.1000	42.1300
Lead Facilities Maintenance Worker	NE	C18	Annual	62,233.60	65,353.60	68,619.20	72,051.20	75,649.60	79,435.20	83,408.00	85,488.00	87,630.40
			Monthly	5,186.13	5,446.13	5,718.27	6,004.27	6,304.13	6,619.60	6,950.67	7,124.00	7,302.53
			Hourly	29.9200	31.4200	32.9900	34.6400	36.3700	38.1900	40.1000	41.1000	42.1300
Lead Maintenance Worker	NE	C19	Annual	65,332.80	68,598.40	72,030.40	75,628.80	79,414.40	83,387.20	87,547.20	89,731.20	91,977.60
			Monthly	5,444.40	5,716.53	6,002.53	6,302.40	6,617.87	6,948.93	7,295.60	7,477.60	7,664.80
			Hourly	31.4100	32.9800	34.6300	36.3600	38.1800	40.0900	42.0900	43.1400	44.2200
Lead Parks Maintenance Worker	NE	C15	Annual	53,768.00	56,451.20	59,280.00	62,254.40	65,374.40	68,640.00	72,072.00	73,881.60	75,732.80
			Monthly	4,480.67	4,704.27	4,940.00	5,187.87	5,447.87	5,720.00	6,006.00	6,156.80	6,311.07
			Hourly	25.8500	27.1400	28.5000	29.9300	31.4300	33.0000	34.6500	35.5200	36.4100
Lead Traffic Sign/Marking Technician	NE	C18	Annual	62,233.60	65,353.60	68,619.20	72,051.20	75,649.60	79,435.20	83,408.00	85,488.00	87,630.40
			Monthly	5,186.13	5,446.13	5,718.27	6,004.27	6,304.13	6,619.60	6,950.67	7,124.00	7,302.53
			Hourly	29.9200	31.4200	32.9900	34.6400	36.3700	38.1900	40.1000	41.1000	42.1300
Lead Vehicle/Equipment Technician	NE	C19	Annual	65,332.80	68,598.40	72,030.40	75,628.80	79,414.40	83,387.20	87,547.20	89,731.20	91,977.60
			Monthly	5,444.40	5,716.53	6,002.53	6,302.40	6,617.87	6,948.93	7,295.60	7,477.60	7,664.80
			Hourly	31.4100	32.9800	34.6300	36.3600	38.1800	40.0900	42.0900	43.1400	44.2200
Maintenance & Operations Division Manager	DMG	C31	Annual	117,332.80	123,198.40	129,355.20	135,824.00	142,625.60	149,760.00	157,248.00	161,179.20	165,214.40
			Monthly	9,777.73	10,266.53	10,779.60	11,318.67	11,885.47	12,480.00	13,104.00	13,431.60	13,767.87
			Hourly	56.4100	59.2300	62.1900	65.3000	68.5700	72.0000	75.6000	77.4900	79.4300

**CITY OF MORENO VALLEY**  
**SALARY SCALE - CAREER POSITIONS**  
**EFFECTIVE 07/06/2024**

TITLE	GRP	GRADE										
			A	B	C	D	E	F	G	H	I	
				5.0%	5.0%	5.0%	5.0%	5.0%	5.0%	5.0%	2.5%	2.5%
Maintenance Worker I	NE	C12	Annual	46,446.40	48,776.00	51,209.60	53,768.00	56,451.20	59,280.00	62,254.40	63,814.40	65,416.00
			Monthly	3,870.53	4,064.67	4,267.47	4,480.67	4,704.27	4,940.00	5,187.87	5,317.87	5,451.33
			Hourly	22.3300	23.4500	24.6200	25.8500	27.1400	28.5000	29.9300	30.6800	31.4500
Maintenance Worker II	NE	C15	Annual	53,768.00	56,451.20	59,280.00	62,254.40	65,374.40	68,640.00	72,072.00	73,881.60	75,732.80
			Monthly	4,480.67	4,704.27	4,940.00	5,187.87	5,447.87	5,720.00	6,006.00	6,156.80	6,311.07
			Hourly	25.8500	27.1400	28.5000	29.9300	31.4300	33.0000	34.6500	35.5200	36.4100
Maintenance Worker/Work Release Coordinator	NE	C16	Annual	56,451.20	59,280.00	62,254.40	65,374.40	68,640.00	72,072.00	75,670.40	77,563.20	79,497.60
			Monthly	4,704.27	4,940.00	5,187.87	5,447.87	5,720.00	6,006.00	6,305.87	6,463.60	6,624.80
			Hourly	27.1400	28.5000	29.9300	31.4300	33.0000	34.6500	36.3800	37.2900	38.2200
Management Aide	NE	C18	Annual	62,233.60	65,353.60	68,619.20	72,051.20	75,649.60	79,435.20	83,408.00	85,488.00	87,630.40
			Monthly	5,186.13	5,446.13	5,718.27	6,004.27	6,304.13	6,619.60	6,950.67	7,124.00	7,302.53
			Hourly	29.9200	31.4200	32.9900	34.6400	36.3700	38.1900	40.1000	41.1000	42.1300
Management Analyst	PAM	C24	Annual	83,387.20	87,547.20	91,915.20	96,512.00	101,337.60	106,412.80	111,737.60	114,524.80	117,395.20
			Monthly	6,948.93	7,295.60	7,659.60	8,042.67	8,444.80	8,867.73	9,311.47	9,543.73	9,782.93
			Hourly	40.0900	42.0900	44.1900	46.4000	48.7200	51.1600	53.7200	55.0600	56.4400
Management Assistant	PAM	C22	Annual	75,628.80	79,414.40	83,387.20	87,547.20	91,915.20	96,512.00	101,337.60	103,875.20	106,475.20
			Monthly	6,302.40	6,617.87	6,948.93	7,295.60	7,659.60	8,042.67	8,444.80	8,656.27	8,872.93
			Hourly	36.3600	38.1800	40.0900	42.0900	44.1900	46.4000	48.7200	49.9400	51.1900
Media & Communications Division Manager	DMG	C33	Annual	135,574.40	142,355.20	149,468.80	156,936.00	164,777.60	173,014.40	181,667.20	186,201.60	190,860.80
			Monthly	11,297.87	11,862.93	12,455.73	13,078.00	13,731.47	14,417.87	15,138.93	15,516.80	15,905.07
			Hourly	65.1800	68.4400	71.8600	75.4500	79.2200	83.1800	87.3400	89.5200	91.7600
Network Administrator	PAM	C31	Annual	117,332.80	123,198.40	129,355.20	135,824.00	142,625.60	149,760.00	157,248.00	161,179.20	165,214.40
			Monthly	9,777.73	10,266.53	10,779.60	11,318.67	11,885.47	12,480.00	13,104.00	13,431.60	13,767.87
			Hourly	56.4100	59.2300	62.1900	65.3000	68.5700	72.0000	75.6000	77.4900	79.4300
Network & Systems Specialist	PAM	C24	Annual	83,387.20	87,547.20	91,915.20	96,512.00	101,337.60	106,412.80	111,737.60	114,524.80	117,395.20
			Monthly	6,948.93	7,295.60	7,659.60	8,042.67	8,444.80	8,867.73	9,311.47	9,543.73	9,782.93
			Hourly	40.0900	42.0900	44.1900	46.4000	48.7200	51.1600	53.7200	55.0600	56.4400
Paralegal	NE	C20	Annual	68,598.40	72,030.40	75,628.80	79,414.40	83,387.20	87,547.20	91,915.20	94,203.20	96,553.60
			Monthly	5,716.53	6,002.53	6,302.40	6,617.87	6,948.93	7,295.60	7,659.60	7,850.27	8,046.13
			Hourly	32.9800	34.6300	36.3600	38.1800	40.0900	42.0900	44.1900	45.2900	46.4200
Park Ranger	NE	C16	Annual	56,451.20	59,280.00	62,254.40	65,374.40	68,640.00	72,072.00	75,670.40	77,563.20	79,497.60
			Monthly	4,704.27	4,940.00	5,187.87	5,447.87	5,720.00	6,006.00	6,305.87	6,463.60	6,624.80
			Hourly	27.1400	28.5000	29.9300	31.4300	33.0000	34.6500	36.3800	37.2900	38.2200
Parking Control Officer	NE	C12	Annual	46,446.40	48,776.00	51,209.60	53,768.00	56,451.20	59,280.00	62,254.40	63,814.40	65,416.00
			Monthly	3,870.53	4,064.67	4,267.47	4,480.67	4,704.27	4,940.00	5,187.87	5,317.87	5,451.33
			Hourly	22.3300	23.4500	24.6200	25.8500	27.1400	28.5000	29.9300	30.6800	31.4500
Parks & Community Services Administration & Financial Services Division Manager	DMG	C30	Annual	111,758.40	117,353.60	123,219.20	129,376.00	135,844.80	142,646.40	149,780.80	153,524.80	157,372.80
			Monthly	9,313.20	9,779.47	10,268.27	10,781.33	11,320.40	11,887.20	12,481.73	12,793.73	13,114.40
			Hourly	53.7300	56.4200	59.2400	62.2000	65.3100	68.5800	72.0100	73.8100	75.6600
Parks & Landscape Services Division Manager	DMG	C31	Annual	117,332.80	123,198.40	129,355.20	135,824.00	142,625.60	149,760.00	157,248.00	161,179.20	165,214.40
			Monthly	9,777.73	10,266.53	10,779.60	11,318.67	11,885.47	12,480.00	13,104.00	13,431.60	13,767.87
			Hourly	56.4100	59.2300	62.1900	65.3000	68.5700	72.0000	75.6000	77.4900	79.4300

**CITY OF MORENO VALLEY**  
**SALARY SCALE - CAREER POSITIONS**  
**EFFECTIVE 07/06/2024**

TITLE	GRP	GRADE										
			A	B	C	D	E	F	G	H	I	
				5.0%	5.0%	5.0%	5.0%	5.0%	5.0%	5.0%	2.5%	2.5%
Parks Maintenance Supervisor	PAM	C25	Annual	87,568.00	91,956.80	96,553.60	101,379.20	106,454.40	111,779.20	117,374.40	120,307.20	123,323.20
			Monthly	7,297.33	7,663.07	8,046.13	8,448.27	8,871.20	9,314.93	9,781.20	10,025.60	10,276.93
			Hourly	42.1000	44.2100	46.4200	48.7400	51.1800	53.7400	56.4300	57.8400	59.2900
Parks Maintenance Worker	NE	C12	Annual	46,446.40	48,776.00	51,209.60	53,768.00	56,451.20	59,280.00	62,254.40	63,814.40	65,416.00
			Monthly	3,870.53	4,064.67	4,267.47	4,480.67	4,704.27	4,940.00	5,187.87	5,317.87	5,451.33
			Hourly	22.3300	23.4500	24.6200	25.8500	27.1400	28.5000	29.9300	30.6800	31.4500
Parks Project Manager	PAM	C25	Annual	87,568.00	91,956.80	96,553.60	101,379.20	106,454.40	111,779.20	117,374.40	120,307.20	123,323.20
			Monthly	7,297.33	7,663.07	8,046.13	8,448.27	8,871.20	9,314.93	9,781.20	10,025.60	10,276.93
			Hourly	42.1000	44.2100	46.4200	48.7400	51.1800	53.7400	56.4300	57.8400	59.2900
Payroll Supervisor	PAM	C26	Annual	91,936.00	96,532.80	101,358.40	106,433.60	111,758.40	117,353.60	123,219.20	126,297.60	129,459.20
			Monthly	7,661.33	8,044.40	8,446.53	8,869.47	9,313.20	9,779.47	10,268.27	10,524.80	10,788.27
			Hourly	44.2000	46.4100	48.7300	51.1700	53.7300	56.4200	59.2400	60.7200	62.2400
Permit Technician	NE	C18	Annual	62,233.60	65,353.60	68,619.20	72,051.20	75,649.60	79,435.20	83,408.00	85,488.00	87,630.40
			Monthly	5,186.13	5,446.13	5,718.27	6,004.27	6,304.13	6,619.60	6,950.67	7,124.00	7,302.53
			Hourly	29.9200	31.4200	32.9900	34.6400	36.3700	38.1900	40.1000	41.1000	42.1300
Planning Division Manager/Official	DMG	C34	Annual	145,745.60	153,025.60	160,680.00	168,708.80	177,153.60	186,014.40	195,312.00	200,200.00	205,212.80
			Monthly	12,145.47	12,752.13	13,390.00	14,059.07	14,762.80	15,501.20	16,276.00	16,683.33	17,101.07
			Hourly	70.0700	73.5700	77.2500	81.1100	85.1700	89.4300	93.9000	96.2500	98.6600
Principal Accountant	PAM	C28	Annual	101,358.40	106,433.60	111,758.40	117,353.60	123,219.20	129,376.00	135,844.80	139,235.20	142,708.80
			Monthly	8,446.53	8,869.47	9,313.20	9,779.47	10,268.27	10,781.33	11,320.40	11,602.93	11,892.40
			Hourly	48.7300	51.1700	53.7300	56.4200	59.2400	62.2000	65.3100	66.9400	68.6100
Principal Engineer	DMG	C33	Annual	135,574.40	142,355.20	149,468.80	156,936.00	164,777.60	173,014.40	181,667.20	186,201.60	190,860.80
			Monthly	11,297.87	11,862.93	12,455.73	13,078.00	13,731.47	14,417.87	15,138.93	15,516.80	15,905.07
			Hourly	65.1800	68.4400	71.8600	75.4500	79.2200	83.1800	87.3400	89.5200	91.7600
Principal Engineer/City Traffic Engineer	DMG	C33	Annual	135,574.40	142,355.20	149,468.80	156,936.00	164,777.60	173,014.40	181,667.20	186,201.60	190,860.80
			Monthly	11,297.87	11,862.93	12,455.73	13,078.00	13,731.47	14,417.87	15,138.93	15,516.80	15,905.07
			Hourly	65.1800	68.4400	71.8600	75.4500	79.2200	83.1800	87.3400	89.5200	91.7600
Principal Planner	PAM	C33	Annual	135,574.40	142,355.20	149,468.80	156,936.00	164,777.60	173,014.40	181,667.20	186,201.60	190,860.80
			Monthly	11,297.87	11,862.93	12,455.73	13,078.00	13,731.47	14,417.87	15,138.93	15,516.80	15,905.07
			Hourly	65.1800	68.4400	71.8600	75.4500	79.2200	83.1800	87.3400	89.5200	91.7600
Public Information/Intergovernmental Relations Officer	PAM	C28	Annual	101,358.40	106,433.60	111,758.40	117,353.60	123,219.20	129,376.00	135,844.80	139,235.20	142,708.80
			Monthly	8,446.53	8,869.47	9,313.20	9,779.47	10,268.27	10,781.33	11,320.40	11,602.93	11,892.40
			Hourly	48.7300	51.1700	53.7300	56.4200	59.2400	62.2000	65.3100	66.9400	68.6100
Public Safety Contracts Administrator	DMG	C30	Annual	111,758.40	117,353.60	123,219.20	129,376.00	135,844.80	142,646.40	149,780.80	153,524.80	157,372.80
			Monthly	9,313.20	9,779.47	10,268.27	10,781.33	11,320.40	11,887.20	12,481.73	12,793.73	13,114.40
			Hourly	53.7300	56.4200	59.2400	62.2000	65.3100	68.5800	72.0100	73.8100	75.6600
Purchasing Division Manager	DMG	C32	Annual	126,131.20	132,433.60	139,048.00	145,995.20	153,296.00	160,971.20	169,020.80	173,243.20	177,569.60
			Monthly	10,510.93	11,036.13	11,587.33	12,166.27	12,774.67	13,414.27	14,085.07	14,436.93	14,797.47
			Hourly	60.6400	63.6700	66.8500	70.1900	73.7000	77.3900	81.2600	83.2900	85.3700
Recycling Specialist	NE	C16	Annual	56,451.20	59,280.00	62,254.40	65,374.40	68,640.00	72,072.00	75,670.40	77,563.20	79,497.60
			Monthly	4,704.27	4,940.00	5,187.87	5,447.87	5,720.00	6,006.00	6,305.87	6,463.60	6,624.80
			Hourly	27.1400	28.5000	29.9300	31.4300	33.0000	34.6500	36.3800	37.2900	38.2200

**CITY OF MORENO VALLEY**  
**SALARY SCALE - CAREER POSITIONS**  
**EFFECTIVE 07/06/2024**

TITLE	GRP	GRADE										
			A	B	C	D	E	F	G	H	I	
				5.0%	5.0%	5.0%	5.0%	5.0%	5.0%	5.0%	2.5%	2.5%
Registered Veterinary Technician	NE	C16	Annual	56,451.20	59,280.00	62,254.40	65,374.40	68,640.00	72,072.00	75,670.40	77,563.20	79,497.60
			Monthly	4,704.27	4,940.00	5,187.87	5,447.87	5,720.00	6,006.00	6,305.87	6,463.60	6,624.80
			Hourly	27.1400	28.5000	29.9300	31.4300	33.0000	34.6500	36.3800	37.2900	38.2200
Resource Analyst	PAM	C27	Annual	96,532.80	101,358.40	106,433.60	111,758.40	117,353.60	123,219.20	129,376.00	132,620.80	135,928.00
			Monthly	8,044.40	8,446.53	8,869.47	9,313.20	9,779.47	10,268.27	10,781.33	11,051.73	11,327.33
			Hourly	46.4100	48.7300	51.1700	53.7300	56.4200	59.2400	62.2000	63.7600	65.3500
Security Guard	NE	C08	Annual	38,209.60	40,123.20	42,120.00	44,220.80	46,425.60	48,755.20	51,188.80	52,478.40	53,788.80
			Monthly	3,184.13	3,343.60	3,510.00	3,685.07	3,868.80	4,062.93	4,265.73	4,373.20	4,482.40
			Hourly	18.3700	19.2900	20.2500	21.2600	22.3200	23.4400	24.6100	25.2300	25.8600
Senior Accountant	PAM	C25	Annual	87,568.00	91,956.80	96,553.60	101,379.20	106,454.40	111,779.20	117,374.40	120,307.20	123,323.20
			Monthly	7,297.33	7,663.07	8,046.13	8,448.27	8,871.20	9,314.93	9,781.20	10,025.60	10,276.93
			Hourly	42.1000	44.2100	46.4200	48.7400	51.1800	53.7400	56.4300	57.8400	59.2900
Senior Administrative Assistant	NE	C17	Annual	59,280.00	62,254.40	65,374.40	68,640.00	72,072.00	75,670.40	79,456.00	81,452.80	83,491.20
			Monthly	4,940.00	5,187.87	5,447.87	5,720.00	6,006.00	6,305.87	6,621.33	6,787.73	6,957.60
			Hourly	28.5000	29.9300	31.4300	33.0000	34.6500	36.3800	38.2000	39.1600	40.1400
Senior Applications Analyst	PAM	C27	Annual	96,532.80	101,358.40	106,433.60	111,758.40	117,353.60	123,219.20	129,376.00	132,620.80	135,928.00
			Monthly	8,044.40	8,446.53	8,869.47	9,313.20	9,779.47	10,268.27	10,781.33	11,051.73	11,327.33
			Hourly	46.4100	48.7300	51.1700	53.7300	56.4200	59.2400	62.2000	63.7600	65.3500
Senior Building Inspector	PAM	C25	Annual	87,568.00	91,956.80	96,553.60	101,379.20	106,454.40	111,779.20	117,374.40	120,307.20	123,323.20
			Monthly	7,297.33	7,663.07	8,046.13	8,448.27	8,871.20	9,314.93	9,781.20	10,025.60	10,276.93
			Hourly	42.1000	44.2100	46.4200	48.7400	51.1800	53.7400	56.4300	57.8400	59.2900
Senior Community Enhancement Officer	PAM	C22	Annual	75,628.80	79,414.40	83,387.20	87,547.20	91,915.20	96,512.00	101,337.60	103,875.20	106,475.20
			Monthly	6,302.40	6,617.87	6,948.93	7,295.60	7,659.60	8,042.67	8,444.80	8,656.27	8,872.93
			Hourly	36.3600	38.1800	40.0900	42.0900	44.1900	46.4000	48.7200	49.9400	51.1900
Senior Construction Inspector	PAM	C23	Annual	79,435.20	83,408.00	87,588.80	91,977.60	96,574.40	101,400.00	106,475.20	109,137.60	111,862.40
			Monthly	6,619.60	6,950.67	7,299.07	7,664.80	8,047.87	8,450.00	8,872.93	9,094.80	9,321.87
			Hourly	38.1900	40.1000	42.1100	44.2200	46.4300	48.7500	51.1900	52.4700	53.7800
Senior Deputy City Clerk	DMG	C30	Annual	111,758.40	117,353.60	123,219.20	129,376.00	135,844.80	142,646.40	149,780.80	153,524.80	157,372.80
			Monthly	9,313.20	9,779.47	10,268.27	10,781.33	11,320.40	11,887.20	12,481.73	12,793.73	13,114.40
			Hourly	53.7300	56.4200	59.2400	62.2000	65.3100	68.5800	72.0100	73.8100	75.6600
Senior Electrical Engineer	PAM	C31	Annual	117,332.80	123,198.40	129,355.20	135,824.00	142,625.60	149,760.00	157,248.00	161,179.20	165,214.40
			Monthly	9,777.73	10,266.53	10,779.60	11,318.67	11,885.47	12,480.00	13,104.00	13,431.60	13,767.87
			Hourly	56.4100	59.2300	62.1900	65.3000	68.5700	72.0000	75.6000	77.4900	79.4300
Senior Engineer, P.E.	PAM	C31	Annual	117,332.80	123,198.40	129,355.20	135,824.00	142,625.60	149,760.00	157,248.00	161,179.20	165,214.40
			Monthly	9,777.73	10,266.53	10,779.60	11,318.67	11,885.47	12,480.00	13,104.00	13,431.60	13,767.87
			Hourly	56.4100	59.2300	62.1900	65.3000	68.5700	72.0000	75.6000	77.4900	79.4300
Senior Equipment Operator	NE	C18	Annual	62,233.60	65,353.60	68,619.20	72,051.20	75,649.60	79,435.20	83,408.00	85,488.00	87,630.40
			Monthly	5,186.13	5,446.13	5,718.27	6,004.27	6,304.13	6,619.60	6,950.67	7,124.00	7,302.53
			Hourly	29.9200	31.4200	32.9900	34.6400	36.3700	38.1900	40.1000	41.1000	42.1300
Senior Graphics Designer	NE	C19	Annual	65,332.80	68,598.40	72,030.40	75,628.80	79,414.40	83,387.20	87,547.20	89,731.20	91,977.60
			Monthly	5,444.40	5,716.53	6,002.53	6,302.40	6,617.87	6,948.93	7,295.60	7,477.60	7,664.80
			Hourly	31.4100	32.9800	34.6300	36.3600	38.1800	40.0900	42.0900	43.1400	44.2200

**CITY OF MORENO VALLEY**  
**SALARY SCALE - CAREER POSITIONS**  
**EFFECTIVE 07/06/2024**

TITLE	GRP	GRADE										
			A	B	C	D	E	F	G	H	I	
				5.0%	5.0%	5.0%	5.0%	5.0%	5.0%	5.0%	2.5%	2.5%
Senior Human Resources Analyst	PAM	C27	Annual	96,532.80	101,358.40	106,433.60	111,758.40	117,353.60	123,219.20	129,376.00	132,620.80	135,928.00
			Monthly	8,044.40	8,446.53	8,869.47	9,313.20	9,779.47	10,268.27	10,781.33	11,051.73	11,327.33
			Hourly	46.4100	48.7300	51.1700	53.7300	56.4200	59.2400	62.2000	63.7600	65.3500
Senior Landscape Services Inspector	PAM	C20	Annual	68,598.40	72,030.40	75,628.80	79,414.40	83,387.20	87,547.20	91,915.20	94,203.20	96,553.60
			Monthly	5,716.53	6,002.53	6,302.40	6,617.87	6,948.93	7,295.60	7,659.60	7,850.27	8,046.13
			Hourly	32.9800	34.6300	36.3600	38.1800	40.0900	42.0900	44.1900	45.2900	46.4200
Senior Management Analyst	PAM	C27	Annual	96,532.80	101,358.40	106,433.60	111,758.40	117,353.60	123,219.20	129,376.00	132,620.80	135,928.00
			Monthly	8,044.40	8,446.53	8,869.47	9,313.20	9,779.47	10,268.27	10,781.33	11,051.73	11,327.33
			Hourly	46.4100	48.7300	51.1700	53.7300	56.4200	59.2400	62.2000	63.7600	65.3500
Senior Office Assistant	NE	C13	Annual	48,755.20	51,188.80	53,747.20	56,430.40	59,259.20	62,212.80	65,332.80	66,976.00	68,660.80
			Monthly	4,062.93	4,265.73	4,478.93	4,702.53	4,938.27	5,184.40	5,444.40	5,581.33	5,721.73
			Hourly	23.4400	24.6100	25.8400	27.1300	28.4900	29.9100	31.4100	32.2000	33.0100
Senior Parking Control Officer	NE	C14	Annual	51,209.60	53,768.00	56,451.20	59,280.00	62,254.40	65,374.40	68,640.00	70,366.40	72,134.40
			Monthly	4,267.47	4,480.67	4,704.27	4,940.00	5,187.87	5,447.87	5,720.00	5,863.87	6,011.20
			Hourly	24.6200	25.8500	27.1400	28.5000	29.9300	31.4300	33.0000	33.8300	34.6800
Senior Parks Maintenance Technician	NE	C19	Annual	65,332.80	68,598.40	72,030.40	75,628.80	79,414.40	83,387.20	87,547.20	89,731.20	91,977.60
			Monthly	5,444.40	5,716.53	6,002.53	6,302.40	6,617.87	6,948.93	7,295.60	7,477.60	7,664.80
			Hourly	31.4100	32.9800	34.6300	36.3600	38.1800	40.0900	42.0900	43.1400	44.2200
Senior Payroll Technician	NE	C18	Annual	62,233.60	65,353.60	68,619.20	72,051.20	75,649.60	79,435.20	83,408.00	85,488.00	87,630.40
			Monthly	5,186.13	5,446.13	5,718.27	6,004.27	6,304.13	6,619.60	6,950.67	7,124.00	7,302.53
			Hourly	29.9200	31.4200	32.9900	34.6400	36.3700	38.1900	40.1000	41.1000	42.1300
Senior Permit Technician	NE	C20	Annual	68,598.40	72,030.40	75,628.80	79,414.40	83,387.20	87,547.20	91,915.20	94,203.20	96,553.60
			Monthly	5,716.53	6,002.53	6,302.40	6,617.87	6,948.93	7,295.60	7,659.60	7,850.27	8,046.13
			Hourly	32.9800	34.6300	36.3600	38.1800	40.0900	42.0900	44.1900	45.2900	46.4200
Senior Planner	PAM	C27	Annual	96,532.80	101,358.40	106,433.60	111,758.40	117,353.60	123,219.20	129,376.00	132,620.80	135,928.00
			Monthly	8,044.40	8,446.53	8,869.47	9,313.20	9,779.47	10,268.27	10,781.33	11,051.73	11,327.33
			Hourly	46.4100	48.7300	51.1700	53.7300	56.4200	59.2400	62.2000	63.7600	65.3500
Senior Risk Analyst	PAM	C27	Annual	96,532.80	101,358.40	106,433.60	111,758.40	117,353.60	123,219.20	129,376.00	132,620.80	135,928.00
			Monthly	8,044.40	8,446.53	8,869.47	9,313.20	9,779.47	10,268.27	10,781.33	11,051.73	11,327.33
			Hourly	46.4100	48.7300	51.1700	53.7300	56.4200	59.2400	62.2000	63.7600	65.3500
Senior Telecommunications Technician	NE	C22	Annual	75,628.80	79,414.40	83,387.20	87,547.20	91,915.20	96,512.00	101,337.60	103,875.20	106,475.20
			Monthly	6,302.40	6,617.87	6,948.93	7,295.60	7,659.60	8,042.67	8,444.80	8,656.27	8,872.93
			Hourly	36.3600	38.1800	40.0900	42.0900	44.1900	46.4000	48.7200	49.9400	51.1900
Senior Traffic Signal Technician	PAM	C23	Annual	79,435.20	83,408.00	87,588.80	91,977.60	96,574.40	101,400.00	106,475.20	109,137.60	111,862.40
			Monthly	6,619.60	6,950.67	7,299.07	7,664.80	8,047.87	8,450.00	8,872.93	9,094.80	9,321.87
			Hourly	38.1900	40.1000	42.1100	44.2200	46.4300	48.7500	51.1900	52.4700	53.7800
Special Districts Division Manager	DMG	C34	Annual	145,745.60	153,025.60	160,680.00	168,708.80	177,153.60	186,014.40	195,312.00	200,200.00	205,212.80
			Monthly	12,145.47	12,752.13	13,390.00	14,059.07	14,762.80	15,501.20	16,276.00	16,683.33	17,101.07
			Hourly	70.0700	73.5700	77.2500	81.1100	85.1700	89.4300	93.9000	96.2500	98.6600
Special Events & Facilities Division Manager	DMG	C30	Annual	111,758.40	117,353.60	123,219.20	129,376.00	135,844.80	142,646.40	149,780.80	153,524.80	157,372.80
			Monthly	9,313.20	9,779.47	10,268.27	10,781.33	11,320.40	11,887.20	12,481.73	12,793.73	13,114.40
			Hourly	53.7300	56.4200	59.2400	62.2000	65.3100	68.5800	72.0100	73.8100	75.6600

**CITY OF MORENO VALLEY**  
**SALARY SCALE - CAREER POSITIONS**  
**EFFECTIVE 07/06/2024**

TITLE	GRP	GRADE										
			A	B	C	D	E	F	G	H	I	
				5.0%	5.0%	5.0%	5.0%	5.0%	5.0%	5.0%	2.5%	2.5%
Storekeeper	NE	C14	Annual	51,209.60	53,768.00	56,451.20	59,280.00	62,254.40	65,374.40	68,640.00	70,366.40	72,134.40
			Monthly	4,267.47	4,480.67	4,704.27	4,940.00	5,187.87	5,447.87	5,720.00	5,863.87	6,011.20
			Hourly	24.6200	25.8500	27.1400	28.5000	29.9300	31.4300	33.0000	33.8300	34.6800
Strategic Initiatives Manager	DMG	C34	Annual	145,745.60	153,025.60	160,680.00	168,708.80	177,153.60	186,014.40	195,312.00	200,200.00	205,212.80
			Monthly	12,145.47	12,752.13	13,390.00	14,059.07	14,762.80	15,501.20	16,276.00	16,683.33	17,101.07
			Hourly	70.0700	73.5700	77.2500	81.1100	85.1700	89.4300	93.9000	96.2500	98.6600
Street Maintenance Supervisor	PAM	C25	Annual	87,568.00	91,956.80	96,553.60	101,379.20	106,454.40	111,779.20	117,374.40	120,307.20	123,323.20
			Monthly	7,297.33	7,663.07	8,046.13	8,448.27	8,871.20	9,314.93	9,781.20	10,025.60	10,276.93
			Hourly	42.1000	44.2100	46.4200	48.7400	51.1800	53.7400	56.4300	57.8400	59.2900
Telecommunications Engineer/Administrator	PAM	C29	Annual	106,412.80	111,737.60	117,332.80	123,198.40	129,355.20	135,824.00	142,625.60	146,182.40	149,843.20
			Monthly	8,867.73	9,311.47	9,777.73	10,266.53	10,779.60	11,318.67	11,885.47	12,181.87	12,486.93
			Hourly	51.1600	53.7200	56.4100	59.2300	62.1900	65.3000	68.5700	70.2800	72.0400
Telecommunications Technician	NE	C20	Annual	68,598.40	72,030.40	75,628.80	79,414.40	83,387.20	87,547.20	91,915.20	94,203.20	96,553.60
			Monthly	5,716.53	6,002.53	6,302.40	6,617.87	6,948.93	7,295.60	7,659.60	7,850.27	8,046.13
			Hourly	32.9800	34.6300	36.3600	38.1800	40.0900	42.0900	44.1900	45.2900	46.4200
Traffic Operations Supervisor	PAM	C26	Annual	91,936.00	96,532.80	101,358.40	106,433.60	111,758.40	117,353.60	123,219.20	126,297.60	129,459.20
			Monthly	7,661.33	8,044.40	8,446.53	8,869.47	9,313.20	9,779.47	10,268.27	10,524.80	10,788.27
			Hourly	44.2000	46.4100	48.7300	51.1700	53.7300	56.4200	59.2400	60.7200	62.2400
Traffic Signal Technician	NE	C22	Annual	75,628.80	79,414.40	83,387.20	87,547.20	91,915.20	96,512.00	101,337.60	103,875.20	106,475.20
			Monthly	6,302.40	6,617.87	6,948.93	7,295.60	7,659.60	8,042.67	8,444.80	8,656.27	8,872.93
			Hourly	36.3600	38.1800	40.0900	42.0900	44.1900	46.4000	48.7200	49.9400	51.1900
Traffic Sign/Marking Technician I	NE	C13	Annual	48,755.20	51,188.80	53,747.20	56,430.40	59,259.20	62,212.80	65,332.80	66,976.00	68,660.80
			Monthly	4,062.93	4,265.73	4,478.93	4,702.53	4,938.27	5,184.40	5,444.40	5,581.33	5,721.73
			Hourly	23.4400	24.6100	25.8400	27.1300	28.4900	29.9100	31.4100	32.2000	33.0100
Traffic Sign/Marking Technician II	NE	C15	Annual	53,768.00	56,451.20	59,280.00	62,254.40	65,374.40	68,640.00	72,072.00	73,881.60	75,732.80
			Monthly	4,480.67	4,704.27	4,940.00	5,187.87	5,447.87	5,720.00	6,006.00	6,156.80	6,311.07
			Hourly	25.8500	27.1400	28.5000	29.9300	31.4300	33.0000	34.6500	35.5200	36.4100
Utility Finance Manager	PAM	C28	Annual	101,358.40	106,433.60	111,758.40	117,353.60	123,219.20	129,376.00	135,844.80	139,235.20	142,708.80
			Monthly	8,446.53	8,869.47	9,313.20	9,779.47	10,268.27	10,781.33	11,320.40	11,602.93	11,892.40
			Hourly	48.7300	51.1700	53.7300	56.4200	59.2400	62.2000	65.3100	66.9400	68.6100
Vehicle/Equipment Technician	NE	C17	Annual	59,280.00	62,254.40	65,374.40	68,640.00	72,072.00	75,670.40	79,456.00	81,452.80	83,491.20
			Monthly	4,940.00	5,187.87	5,447.87	5,720.00	6,006.00	6,305.87	6,621.33	6,787.73	6,957.60
			Hourly	28.5000	29.9300	31.4300	33.0000	34.6500	36.3800	38.2000	39.1600	40.1400

RESOLUTION NO. HA 2023-XX

A RESOLUTION OF THE MORENO VALLEY HOUSING AUTHORITY (HA) OF THE CITY OF MORENO VALLEY, CALIFORNIA, ADOPTING THE REVISED OPERATING AND CAPITAL BUDGETS FOR FISCAL YEAR 2022/23

WHEREAS, the Chairman and Commissioners of the Moreno Valley Housing Authority approved the Operating and Capital Budgets for the City for Fiscal Year 2022/23, a copy of which, as may have been amended by the Housing Authority's Chairman and Commissioners, is on file in the Office of the City Clerk and is available for public inspection; and

WHEREAS, the Housing Authority approves amendments to the budgets throughout the fiscal year and such prior amendments are reflected within the current amended budget and further ratified as part of the adoption of the quarterly budget amendments; and

WHEREAS, the City Manager has heretofore submitted to the Chairman and Commissioners of the Moreno Valley Housing Authority proposed amendments to the Operating and Capital Budgets for the Housing Authority for Fiscal Year 2022/23, a copy of which, as may have been amended by the Housing Authority Chairman and Commissioners is on file in the Office of the City Clerk and is available for public inspection; and

WHEREAS, the said proposed amendments to the Operating and Capital Budgets contain estimates of the services, activities and projects comprising the budget, and contain expenditure requirements and the resources available to the Housing Authority; and

WHEREAS, the said proposed amendments to the Operating and Capital Budgets contain the estimates of uses of fund balance as required to stabilize the delivery of Housing Authority services during periods of operational deficits; and

WHEREAS, the Chairman and Commissioners have made such revisions to the proposed amended Operating and Capital Budgets as so desired; and

WHEREAS, the amended Operating and Capital Budgets, as herein approved, will enable the Housing Authority to make adequate financial plans and will ensure that Housing Authority officers can administer their respective functions in accordance with such plans.

NOW, THEREFORE, THE MORENO VALLEY HOUSING AUTHORITY OF THE CITY OF MORENO VALLEY, CALIFORNIA, DOES HEREBY RESOLVE AS FOLLOWS:

1. The proposed amendments to the Operating and Capital Budgets, attached

as Attachment 1 and as on file in the Office of the City Clerk, and as may have been amended by the Housing Authority Chairman and Commissioners, is hereby approved and adopted as the annual Operating and Capital Budgets of the Moreno Valley Housing Authority for the Fiscal Year 2022/23.

2. The Proposed Amendments to the City Position Summary, included as Exhibit A to this Resolution, and on file in the Office of the City Clerk, and as may have been amended by the Housing Authority Chairman and Commissioners, is hereby adopted as part of the Approved City Position Summary of the City of Moreno Valley for Fiscal Year 2023/24 and 2024/25.
3. The Proposed Amendments to the Career Positions Salary Schedule, included as Exhibit B to this Resolution, and on file in the Office of the City Clerk, and as may have been amended by the Housing Authority Chairman and Commissioners, is hereby adopted as part of the Approved Career Positions Salary Schedule of the City of Moreno Valley for Fiscal Year 2023/24 and 2024/25.
4. The amounts of proposed expenditures, which include the uses of fund balance specified in the approved budget, are hereby appropriated for the various budget programs and units for said fiscal year.
5. Within fifteen (15) days after the adoption of this Resolution, the City Clerk shall certify to the adoption hereof and, as so certified, cause a copy to be posted in at least three (3) public places within the City.

BE IT FURTHER RESOLVED that this Resolution shall take effect immediately upon its adoption.

APPROVED AND ADOPTED this 20th day of June, 2023.

\_\_\_\_\_  
Mayor of the City of Moreno Valley,  
Acting in the capacity of Chairman of the  
Moreno Valley Housing Authority

ATTEST:

\_\_\_\_\_  
City Clerk, acting in the capacity of  
Secretary of the Moreno Valley  
Housing Authority

APPROVED AS TO FORM:

\_\_\_\_\_  
City Attorney, acting in the capacity  
of General Counsel of the Moreno  
Valley Housing Authority



**RESOLUTION JURAT**

STATE OF CALIFORNIA     )  
COUNTY OF RIVERSIDE    ) ss.  
CITY OF MORENO VALLEY )

I, Jane Halstead, Secretary of the Moreno Valley Housing Authority of the City of Moreno Valley, California, do hereby certify that Resolution No. HA 2023-XX was duly and regularly adopted by the Commissioners of the Moreno Valley Housing Authority at a regular meeting held on the 20th day of June, 2023, by the following vote:

AYES:

NOES:

ABSENT:

ABSTAIN:

(Agency members, Vice Chairman and Chairman)

---

SECRETARY

(SEAL)

City of Moreno Valley  
FY 2023/24 - 2024/25  
City Position Summary

Position Title	FY	FY	FY	FY	FY
	2022/23	2023/24	2023/24	2024/25	2024/25
	No.	Adj.	No.	Adj.	No.
Accountant I	1	-	1	-	1
Accountant II	1	-	1	-	1
Accounting Assistant	3	(1)	2	-	2
Accounting Technician	1	-	1	-	1
Accounts Payable Supervisor	1	-	1	-	1
Administrative Assistant	7	3	10	-	10
Animal Care Technician	5	-	5	-	5
Animal Care Technician Supervisor	1	-	1	-	1
Animal Control Officer	6	-	6	-	6
Animal Rescue Coordinator	1	-	1	-	1
Animal Services Assistant	4	-	4	-	4
Animal Services Dispatcher	1	-	1	-	1
Animal Services Division Manager	1	-	1	-	1
Animal Services Field Supervisor	1	-	1	-	1
Animal Services License Inspector	1	-	1	-	1
Animal Services Office Supervisor	1	-	1	-	1
Applications & Database Administrator	1	-	1	-	1
Applications Analyst	1	1	2	-	2
Assistant City Manager (Administration)	1	-	1	-	1
Assistant City Manager (Development)	1	-	1	-	1
Assistant to the City Manager	1	-	1	-	1
Assistant Crossing Guard Supervisor	1	-	1	-	1
Assistant Engineer	2	-	2	-	2
Assistant Network Administrator	1	-	1	-	1
Associate Engineer I	2	-	2	-	2
Associate Engineer II	3	-	3	-	3
Associate Planner	4	-	4	-	4
Audio Visual Technician	2	-	2	-	2
Banquet Facility Representative	1	-	1	-	1
Building Division Manager/Official	1	-	1	-	1
Building Inspector II	4	(1)	3	-	3
Building Safety Supervisor	1	-	1	-	1
Business License Liaison	1	-	1	-	1
Chief Financial Officer	-	1	1	-	1
Child Care Assistant	4	-	4	-	4
Child Care Instructor II	4	-	4	-	4
Child Care Program Manager	1	-	1	-	1
Child Care Site Supervisor	4	-	4	-	4
City Clerk	1	-	1	-	1
City Manager	1	-	1	-	1
Community Development Director	1	-	1	-	1
Community Enhancement Division Manager	1	-	1	-	1
Community Enhancement Officer I	6	-	6	-	6
Community Enhancement Officer II	3	-	3	-	3
Community Enhancement Supervisor	1	-	1	-	1
Community Services Assistant Coordinator	4	-	4	-	4
Community Services Coordinator	4	-	4	-	4
Community Services Division Manager	1	-	1	-	1
Community Services Supervisor	4	-	4	-	4
Construction Inspector	2	-	2	-	2
Construction Inspector Supervisor	1	-	1	-	1
Crossing Guard	35	-	35	-	35
Crossing Guard Supervisor	1	-	1	-	1
Customer Service Manager	1	-	1	-	1
Deputy City Clerk	1	-	1	-	1

City of Moreno Valley  
FY 2023/24 - 2024/25  
City Position Summary

Position Title	FY	FY	FY	FY	FY
	2022/23	2023/24	2023/24	2024/25	2024/25
	No.	Adj.	No.	Adj.	No.
Deputy City Manager	1	-	1	-	1
Deputy Compliance Director	-	1	1	-	1
Deputy Finance Director	1	-	1	-	1
Economic Development Division Manager	2	-	2	-	2
Economic Development & Housing Director	-	1	1	-	1
Electric Utility Chief Engineer	1	-	1	-	1
Electric Utility Division Manager	1	-	1	-	1
Electric Utility Program Coordinator	1	-	1	-	1
Emergency Management & Volunteer Services Program Manager	1	-	1	-	1
Emergency Management & Volunteer Services Program Specialist	1	-	1	-	1
Engineering Division Manager/Assistant City Engineer	1	-	1	-	1
Enterprise Systems Administrator	1	-	1	-	1
Equipment Operator	6	-	6	-	6
Executive Assistant I	5	-	5	-	5
Executive Assistant to Mayor/City Council	1	-	1	-	1
Facilities Maintenance Mechanic	1	-	1	-	1
Facilities Maintenance Worker	3	-	3	-	3
Financial Operations Division Manager	1	-	1	-	1
Financial Resources Division Manager	1	-	1	-	1
Fleet & Facilities Division Manager	1	-	1	-	1
Fleet & Facilities Maintenance Supervisor	1	-	1	-	1
GIS Administrator	1	-	1	-	1
GIS Applications Analyst	1	-	1	-	1
GIS Specialist	1	-	1	-	1
Grants Division Manager	1	-	1	-	1
Grants Program Manager	1	-	1	-	1
Human Resources Analyst	1	-	1	-	1
Human Resources Director	-	1	1	-	1
Human Resources Division Manager	1	-	1	-	1
Human Resources Technician	-	2	2	-	2
Information Technology Technician	2	-	2	-	2
Landscape Services Inspector	2	-	2	-	2
Lead Facilities Maintenance Worker	1	-	1	-	1
Lead Maintenance Worker	4	-	4	-	4
Lead Parks Maintenance Worker	7	-	7	-	7
Lead Traffic Sign/Marking Technician	2	-	2	-	2
Lead Vehicle/Equipment Technician	1	-	1	-	1
Maintenance & Operations Division Manager	1	-	1	-	1
Maintenance Worker I/II	27	-	27	-	27
Maintenance Worker/Work Release Coordinator	1	-	1	-	1
Management Aide	7	-	7	-	7
Management Analyst	8	(1)	7	-	7
Management Assistant	10	2	12	-	12
Media & Communications Division Manager	1	-	1	-	1
Network Administrator	1	-	1	-	1
Network & Systems Specialist	1	-	1	-	1
Paralegal	1	-	1	-	1
Park Ranger	4	-	4	-	4
Parking Control Officer	2	-	2	-	2
Parks & Community Services Administration & Financial Services Division Manager	-	1	1	-	1
Parks & Community Services Director	1	-	1	-	1
Parks & Landscape Services Division Manager	1	-	1	-	1
Parks Maintenance Supervisor	2	-	2	-	2
Parks Maintenance Worker	18	-	18	-	18
Parks Project Manager	1	-	1	-	1

City of Moreno Valley  
FY 2023/24 - 2024/25  
City Position Summary

Position Title	FY	FY	FY	FY	FY
	2022/23 No.	2023/24 Adj.	2023/24 No.	2024/25 Adj.	2024/25 No.
Payroll Supervisor	1	-	1	-	1
Permit Technician	4	-	4	-	4
Planning Division Manager/Official	1	-	1	-	1
Principal Accountant	1	-	1	-	1
Principal Engineer	2	-	2	-	2
Principal Engineer/City Traffic Engineer	1	-	1	-	1
Principal Planner	1	-	1	-	1
Public Information/Intergovernmental Relations Officer	1	-	1	-	1
Public Safety Contracts Administrator	1	-	1	-	1
Purchasing Division Manager	1	-	1	-	1
Public Works Director/City Engineer	1	-	1	-	1
Recycling Specialist	1	1	2	-	2
Registered Veterinary Technician	1	-	1	-	1
Resource Analyst	1	-	1	-	1
Security Guard	2	-	2	-	2
Senior Accountant	4	-	4	-	4
Senior Administrative Assistant	13	(1)	12	-	12
Senior Applications Analyst	1	1	2	-	2
Senior Building Inspector	-	1	1	-	1
Senior Community Enhancement Officer	2	-	2	-	2
Senior Construction Inspector	2	-	2	-	2
Senior Deputy City Clerk	1	-	1	-	1
Senior Electrical Engineer	1	-	1	-	1
Senior Engineer, P.E.	5	-	5	-	5
Senior Equipment Operator	1	-	1	-	1
Senior Graphics Designer	1	-	1	-	1
Senior Human Resources Analyst	1	-	1	-	1
Senior Landscape Services Inspector	1	-	1	-	1
Senior Management Analyst	13	2	15	-	15
Senior Office Assistant	3	-	3	-	3
Senior Parking Control Officer	1	-	1	-	1
Senior Parks Maintenance Technician	2	-	2	-	2
Senior Payroll Technician	1	-	1	-	1
Senior Permit Technician	3	-	3	-	3
Senior Planner	1	-	1	-	1
Senior Risk Analyst	-	1	1	-	1
Senior Telecommunications Technician	1	-	1	-	1
Senior Traffic Signal Technician	1	-	1	-	1
Special Districts Division Manager	1	-	1	-	1
Special Events & Facilities Division Manager	1	-	1	-	1
Storekeeper	1	1	2	-	2
Strategic Initiatives Manager	1	-	1	-	1
Street Maintenance Supervisor	2	-	2	-	2
Telecommunications Engineer/Administrator	1	-	1	-	1
Telecommunications Technician	1	-	1	-	1
Traffic Operations Supervisor	1	-	1	-	1
Traffic Signal Technician	2	-	2	-	2
Traffic Sign/Marking Technician I	1	-	1	-	1
Traffic Sign/Marking Technician II	2	-	2	-	2
Utility Finance Manager	1	-	1	-	1
Vehicle/Equipment Technician	3	-	3	-	3
<b>Total</b>	<b>386</b>	<b>16</b>	<b>402</b>	<b>-</b>	<b>402</b>

Note: Excludes City Council Members, Planning Commissioners and temporary positions.

Per Municipal Code 2.18.010, the Planning Commission shall consist of seven members who shall receive such compensation as may be established from time to time by resolution of the City Council.

**CITY OF MORENO VALLEY**  
**SALARY SCALE - CAREER POSITIONS**  
**EFFECTIVE 07/08/2023**

TITLE	GRP	GRADE										
			A	B	C	D	E	F	G	H	I	
				5.0%	5.0%	5.0%	5.0%	5.0%	5.0%	2.5%	2.5%	
Accountant I	NE	C22	Annual	71,344.00	74,921.60	78,665.60	82,596.80	86,736.00	91,083.20	95,638.40	98,030.40	100,484.80
			Monthly	5,945.33	6,243.47	6,555.47	6,883.07	7,228.00	7,590.27	7,969.87	8,169.20	8,373.73
			Hourly	34.3000	36.0200	37.8200	39.7100	41.7000	43.7900	45.9800	47.1300	48.3100
Accountant II	PAM	C24	Annual	78,665.60	82,596.80	86,736.00	91,083.20	95,638.40	100,422.40	105,435.20	108,076.80	110,780.80
			Monthly	6,555.47	6,883.07	7,228.00	7,590.27	7,969.87	8,368.53	8,786.27	9,006.40	9,231.73
			Hourly	37.8200	39.7100	41.7000	43.7900	45.9800	48.2800	50.6900	51.9600	53.2600
Accounting Assistant	NE	C14	Annual	48,297.60	50,710.40	53,248.00	55,910.40	58,697.60	61,630.40	64,708.80	66,331.20	67,995.20
			Monthly	4,024.80	4,225.87	4,437.33	4,659.20	4,891.47	5,135.87	5,392.40	5,527.60	5,666.27
			Hourly	23.2200	24.3800	25.6000	26.8800	28.2200	29.6300	31.1100	31.8900	32.6900
Accounting Technician	NE	C17	Annual	55,910.40	58,697.60	61,630.40	64,708.80	67,953.60	71,344.00	74,921.60	76,793.60	78,707.20
			Monthly	4,659.20	4,891.47	5,135.87	5,392.40	5,662.80	5,945.33	6,243.47	6,399.47	6,558.93
			Hourly	26.8800	28.2200	29.6300	31.1100	32.6700	34.3000	36.0200	36.9200	37.8400
Accounts Payable Supervisor	NE	C22	Annual	71,344.00	74,921.60	78,665.60	82,596.80	86,736.00	91,083.20	95,638.40	98,030.40	100,484.80
			Monthly	5,945.33	6,243.47	6,555.47	6,883.07	7,228.00	7,590.27	7,969.87	8,169.20	8,373.73
			Hourly	34.3000	36.0200	37.8200	39.7100	41.7000	43.7900	45.9800	47.1300	48.3100
Administrative Assistant	NE	C16	Annual	53,248.00	55,910.40	58,697.60	61,630.40	64,708.80	67,953.60	71,344.00	73,132.80	74,963.20
			Monthly	4,437.33	4,659.20	4,891.47	5,135.87	5,392.40	5,662.80	5,945.33	6,094.40	6,246.93
			Hourly	25.6000	26.8800	28.2200	29.6300	31.1100	32.6700	34.3000	35.1600	36.0400
Animal Care Technician	NE	C11	Annual	41,724.80	43,804.80	45,988.80	48,297.60	50,710.40	53,248.00	55,910.40	57,304.00	58,739.20
			Monthly	3,477.07	3,650.40	3,832.40	4,024.80	4,225.87	4,437.33	4,659.20	4,775.33	4,894.93
			Hourly	20.0600	21.0600	22.1100	23.2200	24.3800	25.6000	26.8800	27.5500	28.2400
Animal Care Technician Supervisor	PAM	C21	Annual	67,953.60	71,344.00	74,921.60	78,665.60	82,596.80	86,736.00	91,083.20	93,350.40	95,680.00
			Monthly	5,662.80	5,945.33	6,243.47	6,555.47	6,883.07	7,228.00	7,590.27	7,779.20	7,973.33
			Hourly	32.6700	34.3000	36.0200	37.8200	39.7100	41.7000	43.7900	44.8800	46.0000
Animal Control Officer	NE	C15	Annual	50,710.40	53,248.00	55,910.40	58,697.60	61,630.40	64,708.80	67,953.60	69,659.20	71,406.40
			Monthly	4,225.87	4,437.33	4,659.20	4,891.47	5,135.87	5,392.40	5,662.80	5,804.93	5,950.53
			Hourly	24.3800	25.6000	26.8800	28.2200	29.6300	31.1100	32.6700	33.4900	34.3300
Animal Rescue Coordinator	NE	C11	Annual	41,724.80	43,804.80	45,988.80	48,297.60	50,710.40	53,248.00	55,910.40	57,304.00	58,739.20
			Monthly	3,477.07	3,650.40	3,832.40	4,024.80	4,225.87	4,437.33	4,659.20	4,775.33	4,894.93
			Hourly	20.0600	21.0600	22.1100	23.2200	24.3800	25.6000	26.8800	27.5500	28.2400
Animal Services Assistant	NE	C10	Annual	39,728.00	41,724.80	43,804.80	45,988.80	48,297.60	50,710.40	53,248.00	54,579.20	55,952.00
			Monthly	3,310.67	3,477.07	3,650.40	3,832.40	4,024.80	4,225.87	4,437.33	4,548.27	4,662.67
			Hourly	19.1000	20.0600	21.0600	22.1100	23.2200	24.3800	25.6000	26.2400	26.9000
Animal Services Dispatcher	NE	C10	Annual	39,728.00	41,724.80	43,804.80	45,988.80	48,297.60	50,710.40	53,248.00	54,579.20	55,952.00
			Monthly	3,310.67	3,477.07	3,650.40	3,832.40	4,024.80	4,225.87	4,437.33	4,548.27	4,662.67
			Hourly	19.1000	20.0600	21.0600	22.1100	23.2200	24.3800	25.6000	26.2400	26.9000
Animal Services Division Manager	DMG	C30	Annual	105,414.40	110,676.80	116,209.60	122,012.80	128,107.20	134,513.60	141,232.00	144,768.00	148,387.20
			Monthly	8,784.53	9,223.07	9,684.13	10,167.73	10,675.60	11,209.47	11,769.33	12,064.00	12,365.60
			Hourly	50.6800	53.2100	55.8700	58.6600	61.5900	64.6700	67.9000	69.6000	71.3400
Animal Services Field Supervisor	PAM	C22	Annual	71,344.00	74,921.60	78,665.60	82,596.80	86,736.00	91,083.20	95,638.40	98,030.40	100,484.80
			Monthly	5,945.33	6,243.47	6,555.47	6,883.07	7,228.00	7,590.27	7,969.87	8,169.20	8,373.73
			Hourly	34.3000	36.0200	37.8200	39.7100	41.7000	43.7900	45.9800	47.1300	48.3100

**CITY OF MORENO VALLEY**  
**SALARY SCALE - CAREER POSITIONS**  
**EFFECTIVE 07/08/2023**

TITLE	GRP	GRADE										
			A	B	C	D	E	F	G	H	I	
				5.0%	5.0%	5.0%	5.0%	5.0%	5.0%	2.5%	2.5%	
Animal Services License Inspector	NE	C11	Annual	41,724.80	43,804.80	45,988.80	48,297.60	50,710.40	53,248.00	55,910.40	57,304.00	58,739.20
			Monthly	3,477.07	3,650.40	3,832.40	4,024.80	4,225.87	4,437.33	4,659.20	4,775.33	4,894.93
			Hourly	20.0600	21.0600	22.1100	23.2200	24.3800	25.6000	26.8800	27.5500	28.2400
Animal Services Office Supervisor	PAM	C21	Annual	67,953.60	71,344.00	74,921.60	78,665.60	82,596.80	86,736.00	91,083.20	93,350.40	95,680.00
			Monthly	5,662.80	5,945.33	6,243.47	6,555.47	6,883.07	7,228.00	7,590.27	7,779.20	7,973.33
			Hourly	32.6700	34.3000	36.0200	37.8200	39.7100	41.7000	43.7900	44.8800	46.0000
Applications & Database Administrator	PAM	C29	Annual	100,380.80	105,393.60	110,656.00	116,188.80	121,992.00	128,086.40	134,492.80	137,862.40	141,315.20
			Monthly	8,365.07	8,782.80	9,221.33	9,682.40	10,166.00	10,673.87	11,207.73	11,488.53	11,776.27
			Hourly	48.2600	50.6700	53.2000	55.8600	58.6500	61.5800	64.6600	66.2800	67.9400
Applications Analyst	PAM	C25	Annual	82,596.80	86,736.00	91,083.20	95,638.40	100,422.40	105,435.20	110,697.60	113,464.00	116,292.80
			Monthly	6,883.07	7,228.00	7,590.27	7,969.87	8,368.53	8,786.27	9,224.80	9,455.33	9,691.07
			Hourly	39.7100	41.7000	43.7900	45.9800	48.2800	50.6900	53.2200	54.5500	55.9100
Assistant to the City Manager	PAM	C24	Annual	78,665.60	82,596.80	86,736.00	91,083.20	95,638.40	100,422.40	105,435.20	108,076.80	110,780.80
			Monthly	6,555.47	6,883.07	7,228.00	7,590.27	7,969.87	8,368.53	8,786.27	9,006.40	9,231.73
			Hourly	37.8200	39.7100	41.7000	43.7900	45.9800	48.2800	50.6900	51.9600	53.2600
Assistant Crossing Guard Supervisor	NE	C05	Annual	36,046.40	36,046.40	37,856.00	39,748.80	39,748.80	41,745.60	41,745.60	43,825.60	43,825.60
			Monthly	3,003.87	3,003.87	3,154.67	3,312.40	3,312.40	3,478.80	3,478.80	3,652.13	3,652.13
			Hourly	17.3300	18.2000	18.2000	19.1100	19.1100	20.0700	20.0700	21.0700	21.0700
Assistant Engineer	PAM	C25	Annual	82,596.80	86,736.00	91,083.20	95,638.40	100,422.40	105,435.20	110,697.60	113,464.00	116,292.80
			Monthly	6,883.07	7,228.00	7,590.27	7,969.87	8,368.53	8,786.27	9,224.80	9,455.33	9,691.07
			Hourly	39.7100	41.7000	43.7900	45.9800	48.2800	50.6900	53.2200	54.5500	55.9100
Assistant Network Administrator	PAM	C26	Annual	86,715.20	91,041.60	95,596.80	100,380.80	105,393.60	110,656.00	116,188.80	119,100.80	122,075.20
			Monthly	7,226.27	7,586.80	7,966.40	8,365.07	8,782.80	9,221.33	9,682.40	9,925.07	10,172.93
			Hourly	41.6900	43.7700	45.9600	48.2600	50.6700	53.2000	55.8600	57.2600	58.6900
Associate Engineer I	PAM	C28	Annual	95,617.60	100,401.60	105,414.40	110,676.80	116,209.60	122,012.80	128,107.20	131,310.40	134,596.80
			Monthly	7,968.13	8,366.80	8,784.53	9,223.07	9,684.13	10,167.73	10,675.60	10,942.53	11,216.40
			Hourly	45.9700	48.2700	50.6800	53.2100	55.8700	58.6600	61.5900	63.1300	64.7100
Associate Engineer II	PAM	C29	Annual	100,380.80	105,393.60	110,656.00	116,188.80	121,992.00	128,086.40	134,492.80	137,862.40	141,315.20
			Monthly	8,365.07	8,782.80	9,221.33	9,682.40	10,166.00	10,673.87	11,207.73	11,488.53	11,776.27
			Hourly	48.2600	50.6700	53.2000	55.8600	58.6500	61.5800	64.6600	66.2800	67.9400
Associate Planner	PAM	C25	Annual	82,596.80	86,736.00	91,083.20	95,638.40	100,422.40	105,435.20	110,697.60	113,464.00	116,292.80
			Monthly	6,883.07	7,228.00	7,590.27	7,969.87	8,368.53	8,786.27	9,224.80	9,455.33	9,691.07
			Hourly	39.7100	41.7000	43.7900	45.9800	48.2800	50.6900	53.2200	54.5500	55.9100
Audio Visual Technician	NE	C18	Annual	58,697.60	61,630.40	64,708.80	67,953.60	71,344.00	74,921.60	78,665.60	80,641.60	82,659.20
			Monthly	4,891.47	5,135.87	5,392.40	5,662.80	5,945.33	6,243.47	6,555.47	6,720.13	6,888.27
			Hourly	28.2200	29.6300	31.1100	32.6700	34.3000	36.0200	37.8200	38.7700	39.7400
Banquet Facility Representative	PAM	C19	Annual	61,630.40	64,708.80	67,953.60	71,344.00	74,921.60	78,665.60	82,596.80	84,656.00	86,777.60
			Monthly	5,135.87	5,392.40	5,662.80	5,945.33	6,243.47	6,555.47	6,883.07	7,054.67	7,231.47
			Hourly	29.6300	31.1100	32.6700	34.3000	36.0200	37.8200	39.7100	40.7000	41.7200
Building Division Manager/Official	DMG	C34	Annual	137,488.00	144,372.80	151,590.40	159,161.60	167,128.00	175,489.60	184,267.20	188,864.00	193,585.60
			Monthly	11,457.33	12,031.07	12,632.53	13,263.47	13,927.33	14,624.13	15,355.60	15,738.67	16,132.13
			Hourly	66.1000	69.4100	72.8800	76.5200	80.3500	84.3700	88.5900	90.8000	93.0700

**CITY OF MORENO VALLEY**  
**SALARY SCALE - CAREER POSITIONS**  
**EFFECTIVE 07/08/2023**

TITLE	GRP	GRADE										
			A	B	C	D	E	F	G	H	I	
				5.0%	5.0%	5.0%	5.0%	5.0%	5.0%	5.0%	2.5%	2.5%
Building Inspector II	NE	C24	Annual	78,665.60	82,596.80	86,736.00	91,083.20	95,638.40	100,422.40	105,435.20	108,076.80	110,780.80
			Monthly	6,555.47	6,883.07	7,228.00	7,590.27	7,969.87	8,368.53	8,786.27	9,006.40	9,231.73
			Hourly	37.8200	39.7100	41.7000	43.7900	45.9800	48.2800	50.6900	51.9600	53.2600
Building Safety Supervisor	PAM	C27	Annual	91,062.40	95,617.60	100,401.60	105,414.40	110,676.80	116,209.60	122,012.80	125,070.40	128,190.40
			Monthly	7,588.53	7,968.13	8,366.80	8,784.53	9,223.07	9,684.13	10,167.73	10,422.53	10,682.53
			Hourly	43.7800	45.9700	48.2700	50.6800	53.2100	55.8700	58.6600	60.1300	61.6300
Business License Liaison	NE	C16	Annual	53,248.00	55,910.40	58,697.60	61,630.40	64,708.80	67,953.60	71,344.00	73,132.80	74,963.20
			Monthly	4,437.33	4,659.20	4,891.47	5,135.87	5,392.40	5,662.80	5,945.33	6,094.40	6,246.93
			Hourly	25.6000	26.8800	28.2200	29.6300	31.1100	32.6700	34.3000	35.1600	36.0400
Child Care Assistant	GRA	CC09	Annual	33,912.32	2,246.40	36,628.80	36,628.80	44,512.00	46,737.60	49,067.20	51,521.60	54,100.80
			Monthly	2,826.03	187.20	3,052.40	3,052.40	3,709.33	3,894.80	4,088.93	4,293.47	4,508.40
			Hourly	17.6100	18.4900	19.4100	20.3800	21.4000	22.4700	23.5900	24.7700	26.0100
Child Care Instructor II	GRA	CC11	Annual	39,561.60	41,537.60	43,617.60	45,801.60	48,089.60	50,502.40	53,019.20	54,350.40	55,702.40
			Monthly	3,296.80	3,461.47	3,634.80	3,816.80	4,007.47	4,208.53	4,418.27	4,529.20	4,641.87
			Hourly	19.0200	19.9700	20.9700	22.0200	23.1200	24.2800	25.4900	26.1300	26.7800
Child Care Program Manager	PAM	C19	Annual	61,630.40	64,708.80	67,953.60	71,344.00	74,921.60	78,665.60	82,596.80	84,656.00	86,777.60
			Monthly	5,135.87	5,392.40	5,662.80	5,945.33	6,243.47	6,555.47	6,883.07	7,054.67	7,231.47
			Hourly	29.6300	31.1100	32.6700	34.3000	36.0200	37.8200	39.7100	40.7000	41.7200
Child Care Site Supervisor	GRA	C15	Annual	50,710.40	53,248.00	55,910.40	58,697.60	61,630.40	64,708.80	67,953.60	69,659.20	71,406.40
			Monthly	4,225.87	4,437.33	4,659.20	4,891.47	5,135.87	5,392.40	5,662.80	5,804.93	5,950.53
			Hourly	24.3800	25.6000	26.8800	28.2200	29.6300	31.1100	32.6700	33.4900	34.3300
Community Enhancement Division Manager	DMG	C30	Annual	105,414.40	110,676.80	116,209.60	122,012.80	128,107.20	134,513.60	141,232.00	144,768.00	148,387.20
			Monthly	8,784.53	9,223.07	9,684.13	10,167.73	10,675.60	11,209.47	11,769.33	12,064.00	12,365.60
			Hourly	50.6800	53.2100	55.8700	58.6600	61.5900	64.6700	67.9000	69.6000	71.3400
Community Enhancement Officer I	NE	C18	Annual	58,697.60	61,630.40	64,708.80	67,953.60	71,344.00	74,921.60	78,665.60	80,641.60	82,659.20
			Monthly	4,891.47	5,135.87	5,392.40	5,662.80	5,945.33	6,243.47	6,555.47	6,720.13	6,888.27
			Hourly	28.2200	29.6300	31.1100	32.6700	34.3000	36.0200	37.8200	38.7700	39.7400
Community Enhancement Officer II	NE	C20	Annual	64,708.80	67,953.60	71,344.00	74,921.60	78,665.60	82,596.80	86,736.00	88,899.20	91,124.80
			Monthly	5,392.40	5,662.80	5,945.33	6,243.47	6,555.47	6,883.07	7,228.00	7,408.27	7,593.73
			Hourly	31.1100	32.6700	34.3000	36.0200	37.8200	39.7100	41.7000	42.7400	43.8100
Community Enhancement Supervisor	PAM	C23	Annual	74,921.60	78,665.60	82,596.80	86,736.00	91,083.20	95,638.40	100,422.40	102,939.20	105,518.40
			Monthly	6,243.47	6,555.47	6,883.07	7,228.00	7,590.27	7,969.87	8,368.53	8,578.27	8,793.20
			Hourly	36.0200	37.8200	39.7100	41.7000	43.7900	45.9800	48.2800	49.4900	50.7300
Community Services Assistant Coordinator	NE	C08	Annual	36,046.40	37,856.00	39,748.80	41,745.60	43,825.60	46,009.60	48,318.40	49,524.80	50,772.80
			Monthly	3,003.87	3,154.67	3,312.40	3,478.80	3,652.13	3,834.13	4,026.53	4,127.07	4,231.07
			Hourly	17.3300	18.2000	19.1100	20.0700	21.0700	22.1200	23.2300	23.8100	24.4100
Community Services Coordinator	NE	C10	Annual	39,728.00	41,724.80	43,804.80	45,988.80	48,297.60	50,710.40	53,248.00	54,579.20	55,952.00
			Monthly	3,310.67	3,477.07	3,650.40	3,832.40	4,024.80	4,225.87	4,437.33	4,548.27	4,662.67
			Hourly	19.1000	20.0600	21.0600	22.1100	23.2200	24.3800	25.6000	26.2400	26.9000
Community Services Division Manager	DMG	C30	Annual	105,414.40	110,676.80	116,209.60	122,012.80	128,107.20	134,513.60	141,232.00	144,768.00	148,387.20
			Monthly	8,784.53	9,223.07	9,684.13	10,167.73	10,675.60	11,209.47	11,769.33	12,064.00	12,365.60
			Hourly	50.6800	53.2100	55.8700	58.6600	61.5900	64.6700	67.9000	69.6000	71.3400

**CITY OF MORENO VALLEY**  
**SALARY SCALE - CAREER POSITIONS**  
**EFFECTIVE 07/08/2023**

TITLE	GRP	GRADE										
			A	B	C	D	E	F	G	H	I	
				5.0%	5.0%	5.0%	5.0%	5.0%	5.0%	2.5%	2.5%	
Community Services Supervisor	PAM	C19	Annual	61,630.40	64,708.80	67,953.60	71,344.00	74,921.60	78,665.60	82,596.80	84,656.00	86,777.60
			Monthly	5,135.87	5,392.40	5,662.80	5,945.33	6,243.47	6,555.47	6,883.07	7,054.67	7,231.47
			Hourly	29.6300	31.1100	32.6700	34.3000	36.0200	37.8200	39.7100	40.7000	41.7200
Construction Inspector	NE	C22	Annual	71,344.00	74,921.60	78,665.60	82,596.80	86,736.00	91,083.20	95,638.40	98,030.40	100,484.80
			Monthly	5,945.33	6,243.47	6,555.47	6,883.07	7,228.00	7,590.27	7,969.87	8,169.20	8,373.73
			Hourly	34.3000	36.0200	37.8200	39.7100	41.7000	43.7900	45.9800	47.1300	48.3100
Construction Inspector Supervisor	PAM	C25	Annual	82,596.80	86,736.00	91,083.20	95,638.40	100,422.40	105,435.20	110,697.60	113,464.00	116,292.80
			Monthly	6,883.07	7,228.00	7,590.27	7,969.87	8,368.53	8,786.27	9,224.80	9,455.33	9,691.07
			Hourly	39.7100	41.7000	43.7900	45.9800	48.2800	50.6900	53.2200	54.5500	55.9100
Crossing Guard Supervisor	NE	C07	Annual	36,046.40	37,856.00	39,748.80	41,745.60	43,825.60	46,009.60	48,318.40	49,524.80	50,772.80
			Monthly	3,003.87	3,154.67	3,312.40	3,478.80	3,652.13	3,834.13	4,026.53	4,127.07	4,231.07
			Hourly	17.3300	18.2000	19.1100	20.0700	21.0700	22.1200	23.2300	23.8100	24.4100
Customer Service Manager	PAM	C26	Annual	86,715.20	91,041.60	95,596.80	100,380.80	105,393.60	110,656.00	116,188.80	119,100.80	122,075.20
			Monthly	7,226.27	7,586.80	7,966.40	8,365.07	8,782.80	9,221.33	9,682.40	9,925.07	10,172.93
			Hourly	41.6900	43.7700	45.9600	48.2600	50.6700	53.2000	55.8600	57.2600	58.6900
Deputy City Clerk	NE	C17	Annual	55,910.40	58,697.60	61,630.40	64,708.80	67,953.60	71,344.00	74,921.60	76,793.60	78,707.20
			Monthly	4,659.20	4,891.47	5,135.87	5,392.40	5,662.80	5,945.33	6,243.47	6,399.47	6,558.93
			Hourly	26.8800	28.2200	29.6300	31.1100	32.6700	34.3000	36.0200	36.9200	37.8400
Deputy City Manager	DMG	C30	Annual	105,414.40	110,676.80	116,209.60	122,012.80	128,107.20	134,513.60	141,232.00	144,768.00	148,387.20
			Monthly	8,784.53	9,223.07	9,684.13	10,167.73	10,675.60	11,209.47	11,769.33	12,064.00	12,365.60
			Hourly	50.6800	53.2100	55.8700	58.6600	61.5900	64.6700	67.9000	69.6000	71.3400
Deputy Compliance Director	DMG	C35	Annual	144,372.80	151,590.40	159,161.60	167,128.00	175,489.60	184,267.20	193,481.60	198,328.00	203,278.40
			Monthly	12,031.07	12,632.53	13,263.47	13,927.33	14,624.13	15,355.60	16,123.47	16,527.33	16,939.87
			Hourly	69.4100	72.8800	76.5200	80.3500	84.3700	88.5900	93.0200	95.3500	97.7300
Deputy Finance Director	DMG	C34	Annual	137,488.00	144,372.80	151,590.40	159,161.60	167,128.00	175,489.60	184,267.20	188,864.00	193,585.60
			Monthly	11,457.33	12,031.07	12,632.53	13,263.47	13,927.33	14,624.13	15,355.60	15,738.67	16,132.13
			Hourly	66.1000	69.4100	72.8800	76.5200	80.3500	84.3700	88.5900	90.8000	93.0700
Economic Development Division Manager	DMG	C30	Annual	105,414.40	110,676.80	116,209.60	122,012.80	128,107.20	134,513.60	141,232.00	144,768.00	148,387.20
			Monthly	8,784.53	9,223.07	9,684.13	10,167.73	10,675.60	11,209.47	11,769.33	12,064.00	12,365.60
			Hourly	50.6800	53.2100	55.8700	58.6600	61.5900	64.6700	67.9000	69.6000	71.3400
Electric Utility Chief Engineer	PAM	C34	Annual	137,488.00	144,372.80	151,590.40	159,161.60	167,128.00	175,489.60	184,267.20	188,864.00	193,585.60
			Monthly	11,457.33	12,031.07	12,632.53	13,263.47	13,927.33	14,624.13	15,355.60	15,738.67	16,132.13
			Hourly	66.1000	69.4100	72.8800	76.5200	80.3500	84.3700	88.5900	90.8000	93.0700
Electric Utility Division Manager	DMG	C36	Annual	158,891.20	166,836.80	175,177.60	183,934.40	193,128.00	202,779.20	212,908.80	218,233.60	223,683.20
			Monthly	13,240.93	13,903.07	14,598.13	15,327.87	16,094.00	16,898.27	17,742.40	18,186.13	18,640.27
			Hourly	76.3900	80.2100	84.2200	88.4300	92.8500	97.4900	102.3600	104.9200	107.5400
Electric Utility Program Coordinator	PAM	C27	Annual	91,062.40	95,617.60	100,401.60	105,414.40	110,676.80	116,209.60	122,012.80	125,070.40	128,190.40
			Monthly	7,588.53	7,968.13	8,366.80	8,784.53	9,223.07	9,684.13	10,167.73	10,422.53	10,682.53
			Hourly	43.7800	45.9700	48.2700	50.6800	53.2100	55.8700	58.6600	60.1300	61.6300
Emergency Management & Volunteer Services Program Manager	DMG	C30	Annual	105,414.40	110,676.80	116,209.60	122,012.80	128,107.20	134,513.60	141,232.00	144,768.00	148,387.20
			Monthly	8,784.53	9,223.07	9,684.13	10,167.73	10,675.60	11,209.47	11,769.33	12,064.00	12,365.60
			Hourly	50.6800	53.2100	55.8700	58.6600	61.5900	64.6700	67.9000	69.6000	71.3400



**CITY OF MORENO VALLEY**  
**SALARY SCALE - CAREER POSITIONS**  
**EFFECTIVE 07/08/2023**

TITLE	GRP	GRADE										
			A	B	C	D	E	F	G	H	I	
				5.0%	5.0%	5.0%	5.0%	5.0%	5.0%	5.0%	2.5%	2.5%
Emergency Management & Volunteer Services Program Specialist	NE	C16	Annual	53,248.00	55,910.40	58,697.60	61,630.40	64,708.80	67,953.60	71,344.00	73,132.80	74,963.20
			Monthly	4,437.33	4,659.20	4,891.47	5,135.87	5,392.40	5,662.80	5,945.33	6,094.40	6,246.93
			Hourly	25.6000	26.8800	28.2200	29.6300	31.1100	32.6700	34.3000	35.1600	36.0400
Engineering Division Manager/Assistant City Engineer	DMG	C34	Annual	137,488.00	144,372.80	151,590.40	159,161.60	167,128.00	175,489.60	184,267.20	188,864.00	193,585.60
			Monthly	11,457.33	12,031.07	12,632.53	13,263.47	13,927.33	14,624.13	15,355.60	15,738.67	16,132.13
			Hourly	66.1000	69.4100	72.8800	76.5200	80.3500	84.3700	88.5900	90.8000	93.0700
Enterprise Systems Administrator	PAM	C31	Annual	110,676.80	116,209.60	122,012.80	128,107.20	134,513.60	141,232.00	148,304.00	152,006.40	155,812.80
			Monthly	9,223.07	9,684.13	10,167.73	10,675.60	11,209.47	11,769.33	12,358.67	12,667.20	12,984.40
			Hourly	53.2100	55.8700	58.6600	61.5900	64.6700	67.9000	71.3000	73.0800	74.9100
Equipment Operator	NE	C17	Annual	55,910.40	58,697.60	61,630.40	64,708.80	67,953.60	71,344.00	74,921.60	76,793.60	78,707.20
			Monthly	4,659.20	4,891.47	5,135.87	5,392.40	5,662.80	5,945.33	6,243.47	6,399.47	6,558.93
			Hourly	26.8800	28.2200	29.6300	31.1100	32.6700	34.3000	36.0200	36.9200	37.8400
Executive Assistant I	NE	C19	Annual	61,630.40	64,708.80	67,953.60	71,344.00	74,921.60	78,665.60	82,596.80	84,656.00	86,777.60
			Monthly	5,135.87	5,392.40	5,662.80	5,945.33	6,243.47	6,555.47	6,883.07	7,054.67	7,231.47
			Hourly	29.6300	31.1100	32.6700	34.3000	36.0200	37.8200	39.7100	40.7000	41.7200
Executive Assistant to Mayor/City Council	DMG	C30	Annual	105,414.40	110,676.80	116,209.60	122,012.80	128,107.20	134,513.60	141,232.00	144,768.00	148,387.20
			Monthly	8,784.53	9,223.07	9,684.13	10,167.73	10,675.60	11,209.47	11,769.33	12,064.00	12,365.60
			Hourly	50.6800	53.2100	55.8700	58.6600	61.5900	64.6700	67.9000	69.6000	71.3400
Facilities Maintenance Mechanic	NE	C15	Annual	50,710.40	53,248.00	55,910.40	58,697.60	61,630.40	64,708.80	67,953.60	69,659.20	71,406.40
			Monthly	4,225.87	4,437.33	4,659.20	4,891.47	5,135.87	5,392.40	5,662.80	5,804.93	5,950.53
			Hourly	24.3800	25.6000	26.8800	28.2200	29.6300	31.1100	32.6700	33.4900	34.3300
Facilities Maintenance Worker	NE	C13	Annual	45,988.80	48,297.60	50,710.40	53,248.00	55,910.40	58,697.60	61,630.40	63,169.60	64,750.40
			Monthly	3,832.40	4,024.80	4,225.87	4,437.33	4,659.20	4,891.47	5,135.87	5,264.13	5,395.87
			Hourly	22.1100	23.2200	24.3800	25.6000	26.8800	28.2200	29.6300	30.3700	31.1300
Financial Operations Division Manager	DMG	C33	Annual	127,899.20	134,284.80	141,003.20	148,054.40	155,459.20	163,238.40	171,392.00	175,676.80	180,065.60
			Monthly	10,658.27	11,190.40	11,750.27	12,337.87	12,954.93	13,603.20	14,282.67	14,639.73	15,005.47
			Hourly	61.4900	64.5600	67.7900	71.1800	74.7400	78.4800	82.4000	84.4600	86.5700
Financial Resources Division Manager	DMG	C33	Annual	127,899.20	134,284.80	141,003.20	148,054.40	155,459.20	163,238.40	171,392.00	175,676.80	180,065.60
			Monthly	10,658.27	11,190.40	11,750.27	12,337.87	12,954.93	13,603.20	14,282.67	14,639.73	15,005.47
			Hourly	61.4900	64.5600	67.7900	71.1800	74.7400	78.4800	82.4000	84.4600	86.5700
Fleet & Facilities Division Manager	DMG	C31	Annual	110,676.80	116,209.60	122,012.80	128,107.20	134,513.60	141,232.00	148,304.00	152,006.40	155,812.80
			Monthly	9,223.07	9,684.13	10,167.73	10,675.60	11,209.47	11,769.33	12,358.67	12,667.20	12,984.40
			Hourly	53.2100	55.8700	58.6600	61.5900	64.6700	67.9000	71.3000	73.0800	74.9100
Fleet & Facilities Maintenance Supervisor	PAM	C27	Annual	91,062.40	95,617.60	100,401.60	105,414.40	110,676.80	116,209.60	122,012.80	125,070.40	128,190.40
			Monthly	7,588.53	7,968.13	8,366.80	8,784.53	9,223.07	9,684.13	10,167.73	10,422.53	10,682.53
			Hourly	43.7800	45.9700	48.2700	50.6800	53.2100	55.8700	58.6600	60.1300	61.6300
GIS Administrator	PAM	C29	Annual	100,380.80	105,393.60	110,656.00	116,188.80	121,992.00	128,086.40	134,492.80	137,862.40	141,315.20
			Monthly	8,365.07	8,782.80	9,221.33	9,682.40	10,166.00	10,673.87	11,207.73	11,488.53	11,776.27
			Hourly	48.2600	50.6700	53.2000	55.8600	58.6500	61.5800	64.6600	66.2800	67.9400
GIS Applications Analyst	PAM	C25	Annual	82,596.80	86,736.00	91,083.20	95,638.40	100,422.40	105,435.20	110,697.60	113,464.00	116,292.80
			Monthly	6,883.07	7,228.00	7,590.27	7,969.87	8,368.53	8,786.27	9,224.80	9,455.33	9,691.07
			Hourly	39.7100	41.7000	43.7900	45.9800	48.2800	50.6900	53.2200	54.5500	55.9100

**CITY OF MORENO VALLEY**  
**SALARY SCALE - CAREER POSITIONS**  
**EFFECTIVE 07/08/2023**

TITLE	GRP	GRADE										
			A	B	C	D	E	F	G	H	I	
				5.0%	5.0%	5.0%	5.0%	5.0%	5.0%	2.5%	2.5%	
GIS Specialist	NE	C21	Annual	67,953.60	71,344.00	74,921.60	78,665.60	82,596.80	86,736.00	91,083.20	93,350.40	95,680.00
			Monthly	5,662.80	5,945.33	6,243.47	6,555.47	6,883.07	7,228.00	7,590.27	7,779.20	7,973.33
			Hourly	32.6700	34.3000	36.0200	37.8200	39.7100	41.7000	43.7900	44.8800	46.0000
Grants Division Manager	DMG	C33	Annual	127,899.20	134,284.80	141,003.20	148,054.40	155,459.20	163,238.40	171,392.00	175,676.80	180,065.60
			Monthly	10,658.27	11,190.40	11,750.27	12,337.87	12,954.93	13,603.20	14,282.67	14,639.73	15,005.47
			Hourly	61.4900	64.5600	67.7900	71.1800	74.7400	78.4800	82.4000	84.4600	86.5700
Grants Program Manager	PAM	C27	Annual	91,062.40	95,617.60	100,401.60	105,414.40	110,676.80	116,209.60	122,012.80	125,070.40	128,190.40
			Monthly	7,588.53	7,968.13	8,366.80	8,784.53	9,223.07	9,684.13	10,167.73	10,422.53	10,682.53
			Hourly	43.7800	45.9700	48.2700	50.6800	53.2100	55.8700	58.6600	60.1300	61.6300
Human Resources Analyst	PAM	C24	Annual	78,665.60	82,596.80	86,736.00	91,083.20	95,638.40	100,422.40	105,435.20	108,076.80	110,780.80
			Monthly	6,555.47	6,883.07	7,228.00	7,590.27	7,969.87	8,368.53	8,786.27	9,006.40	9,231.73
			Hourly	37.8200	39.7100	41.7000	43.7900	45.9800	48.2800	50.6900	51.9600	53.2600
Human Resources Division Manager	DMG	C34	Annual	137,488.00	144,372.80	151,590.40	159,161.60	167,128.00	175,489.60	184,267.20	188,864.00	193,585.60
			Monthly	11,457.33	12,031.07	12,632.53	13,263.47	13,927.33	14,624.13	15,355.60	15,738.67	16,132.13
			Hourly	66.1000	69.4100	72.8800	76.5200	80.3500	84.3700	88.5900	90.8000	93.0700
Human Resources Technician	NE	C22	Annual	71,344.00	74,921.60	78,665.60	82,596.80	86,736.00	91,083.20	95,638.40	98,030.40	100,484.80
			Monthly	5,945.33	6,243.47	6,555.47	6,883.07	7,228.00	7,590.27	7,969.87	8,169.20	8,373.73
			Hourly	34.3000	36.0200	37.8200	39.7100	41.7000	43.7900	45.9800	47.1300	48.3100
Information Technology Technician	NE	C20	Annual	64,708.80	67,953.60	71,344.00	74,921.60	78,665.60	82,596.80	86,736.00	88,899.20	91,124.80
			Monthly	5,392.40	5,662.80	5,945.33	6,243.47	6,555.47	6,883.07	7,228.00	7,408.27	7,593.73
			Hourly	31.1100	32.6700	34.3000	36.0200	37.8200	39.7100	41.7000	42.7400	43.8100
Landscape Services Inspector	NE	C18	Annual	58,697.60	61,630.40	64,708.80	67,953.60	71,344.00	74,921.60	78,665.60	80,641.60	82,659.20
			Monthly	4,891.47	5,135.87	5,392.40	5,662.80	5,945.33	6,243.47	6,555.47	6,720.13	6,888.27
			Hourly	28.2200	29.6300	31.1100	32.6700	34.3000	36.0200	37.8200	38.7700	39.7400
Lead Facilities Maintenance Worker	NE	C18	Annual	58,697.60	61,630.40	64,708.80	67,953.60	71,344.00	74,921.60	78,665.60	80,641.60	82,659.20
			Monthly	4,891.47	5,135.87	5,392.40	5,662.80	5,945.33	6,243.47	6,555.47	6,720.13	6,888.27
			Hourly	28.2200	29.6300	31.1100	32.6700	34.3000	36.0200	37.8200	38.7700	39.7400
Lead Maintenance Worker	NE	C19	Annual	61,630.40	64,708.80	67,953.60	71,344.00	74,921.60	78,665.60	82,596.80	84,656.00	86,777.60
			Monthly	5,135.87	5,392.40	5,662.80	5,945.33	6,243.47	6,555.47	6,883.07	7,054.67	7,231.47
			Hourly	29.6300	31.1100	32.6700	34.3000	36.0200	37.8200	39.7100	40.7000	41.7200
Lead Parks Maintenance Worker	NE	C15	Annual	50,710.40	53,248.00	55,910.40	58,697.60	61,630.40	64,708.80	67,953.60	69,659.20	71,406.40
			Monthly	4,225.87	4,437.33	4,659.20	4,891.47	5,135.87	5,392.40	5,662.80	5,804.93	5,950.53
			Hourly	24.3800	25.6000	26.8800	28.2200	29.6300	31.1100	32.6700	33.4900	34.3300
Lead Traffic Sign/Marking Technician	NE	C18	Annual	58,697.60	61,630.40	64,708.80	67,953.60	71,344.00	74,921.60	78,665.60	80,641.60	82,659.20
			Monthly	4,891.47	5,135.87	5,392.40	5,662.80	5,945.33	6,243.47	6,555.47	6,720.13	6,888.27
			Hourly	28.2200	29.6300	31.1100	32.6700	34.3000	36.0200	37.8200	38.7700	39.7400
Lead Vehicle/Equipment Technician	NE	C19	Annual	61,630.40	64,708.80	67,953.60	71,344.00	74,921.60	78,665.60	82,596.80	84,656.00	86,777.60
			Monthly	5,135.87	5,392.40	5,662.80	5,945.33	6,243.47	6,555.47	6,883.07	7,054.67	7,231.47
			Hourly	29.6300	31.1100	32.6700	34.3000	36.0200	37.8200	39.7100	40.7000	41.7200
Maintenance & Operations Division Manager	DMG	C31	Annual	110,676.80	116,209.60	122,012.80	128,107.20	134,513.60	141,232.00	148,304.00	152,006.40	155,812.80
			Monthly	9,223.07	9,684.13	10,167.73	10,675.60	11,209.47	11,769.33	12,358.67	12,667.20	12,984.40
			Hourly	53.2100	55.8700	58.6600	61.5900	64.6700	67.9000	71.3000	73.0800	74.9100

**CITY OF MORENO VALLEY**  
**SALARY SCALE - CAREER POSITIONS**  
**EFFECTIVE 07/08/2023**

TITLE	GRP	GRADE										
			A	B	C	D	E	F	G	H	I	
				5.0%	5.0%	5.0%	5.0%	5.0%	5.0%	2.5%	2.5%	
Maintenance Worker I	NE	C12	Annual	43,804.80	45,988.80	48,297.60	50,710.40	53,248.00	55,910.40	58,697.60	60,174.40	61,672.00
			Monthly	3,650.40	3,832.40	4,024.80	4,225.87	4,437.33	4,659.20	4,891.47	5,014.53	5,139.33
			Hourly	21.0600	22.1100	23.2200	24.3800	25.6000	26.8800	28.2200	28.9300	29.6500
Maintenance Worker II	NE	C15	Annual	50,710.40	53,248.00	55,910.40	58,697.60	61,630.40	64,708.80	67,953.60	69,659.20	71,406.40
			Monthly	4,225.87	4,437.33	4,659.20	4,891.47	5,135.87	5,392.40	5,662.80	5,804.93	5,950.53
			Hourly	24.3800	25.6000	26.8800	28.2200	29.6300	31.1100	32.6700	33.4900	34.3300
Maintenance Worker/Work Release Coordinator	NE	C16	Annual	53,248.00	55,910.40	58,697.60	61,630.40	64,708.80	67,953.60	71,344.00	73,132.80	74,963.20
			Monthly	4,437.33	4,659.20	4,891.47	5,135.87	5,392.40	5,662.80	5,945.33	6,094.40	6,246.93
			Hourly	25.6000	26.8800	28.2200	29.6300	31.1100	32.6700	34.3000	35.1600	36.0400
Management Aide	NE	C18	Annual	58,697.60	61,630.40	64,708.80	67,953.60	71,344.00	74,921.60	78,665.60	80,641.60	82,659.20
			Monthly	4,891.47	5,135.87	5,392.40	5,662.80	5,945.33	6,243.47	6,555.47	6,720.13	6,888.27
			Hourly	28.2200	29.6300	31.1100	32.6700	34.3000	36.0200	37.8200	38.7700	39.7400
Management Analyst	PAM	C24	Annual	78,665.60	82,596.80	86,736.00	91,083.20	95,638.40	100,422.40	105,435.20	108,076.80	110,780.80
			Monthly	6,555.47	6,883.07	7,228.00	7,590.27	7,969.87	8,368.53	8,786.27	9,006.40	9,231.73
			Hourly	37.8200	39.7100	41.7000	43.7900	45.9800	48.2800	50.6900	51.9600	53.2600
Management Assistant	PAM	C22	Annual	71,344.00	74,921.60	78,665.60	82,596.80	86,736.00	91,083.20	95,638.40	98,030.40	100,484.80
			Monthly	5,945.33	6,243.47	6,555.47	6,883.07	7,228.00	7,590.27	7,969.87	8,169.20	8,373.73
			Hourly	34.3000	36.0200	37.8200	39.7100	41.7000	43.7900	45.9800	47.1300	48.3100
Media & Communications Division Manager	DMG	C33	Annual	127,899.20	134,284.80	141,003.20	148,054.40	155,459.20	163,238.40	171,392.00	175,676.80	180,065.60
			Monthly	10,658.27	11,190.40	11,750.27	12,337.87	12,954.93	13,603.20	14,282.67	14,639.73	15,005.47
			Hourly	61.4900	64.5600	67.7900	71.1800	74.7400	78.4800	82.4000	84.4600	86.5700
Network Administrator	PAM	C31	Annual	110,676.80	116,209.60	122,012.80	128,107.20	134,513.60	141,232.00	148,304.00	152,006.40	155,812.80
			Monthly	9,223.07	9,684.13	10,167.73	10,675.60	11,209.47	11,769.33	12,358.67	12,667.20	12,984.40
			Hourly	53.2100	55.8700	58.6600	61.5900	64.6700	67.9000	71.3000	73.0800	74.9100
Network & Systems Specialist	PAM	C24	Annual	78,665.60	82,596.80	86,736.00	91,083.20	95,638.40	100,422.40	105,435.20	108,076.80	110,780.80
			Monthly	6,555.47	6,883.07	7,228.00	7,590.27	7,969.87	8,368.53	8,786.27	9,006.40	9,231.73
			Hourly	37.8200	39.7100	41.7000	43.7900	45.9800	48.2800	50.6900	51.9600	53.2600
Paralegal	NE	C20	Annual	64,708.80	67,953.60	71,344.00	74,921.60	78,665.60	82,596.80	86,736.00	88,899.20	91,124.80
			Monthly	5,392.40	5,662.80	5,945.33	6,243.47	6,555.47	6,883.07	7,228.00	7,408.27	7,593.73
			Hourly	31.1100	32.6700	34.3000	36.0200	37.8200	39.7100	41.7000	42.7400	43.8100
Park Ranger	NE	C16	Annual	53,248.00	55,910.40	58,697.60	61,630.40	64,708.80	67,953.60	71,344.00	73,132.80	74,963.20
			Monthly	4,437.33	4,659.20	4,891.47	5,135.87	5,392.40	5,662.80	5,945.33	6,094.40	6,246.93
			Hourly	25.6000	26.8800	28.2200	29.6300	31.1100	32.6700	34.3000	35.1600	36.0400
Parking Control Officer	NE	C12	Annual	43,804.80	45,988.80	48,297.60	50,710.40	53,248.00	55,910.40	58,697.60	60,174.40	61,672.00
			Monthly	3,650.40	3,832.40	4,024.80	4,225.87	4,437.33	4,659.20	4,891.47	5,014.53	5,139.33
			Hourly	21.0600	22.1100	23.2200	24.3800	25.6000	26.8800	28.2200	28.9300	29.6500
Parks & Community Services Administration & Financial Services Division Manager	DMG	C30	Annual	105,414.40	110,676.80	116,209.60	122,012.80	128,107.20	134,513.60	141,232.00	144,768.00	148,387.20
			Monthly	8,784.53	9,223.07	9,684.13	10,167.73	10,675.60	11,209.47	11,769.33	12,064.00	12,365.60
			Hourly	50.6800	53.2100	55.8700	58.6600	61.5900	64.6700	67.9000	69.6000	71.3400
Parks & Landscape Services Division Manager	DMG	C31	Annual	110,676.80	116,209.60	122,012.80	128,107.20	134,513.60	141,232.00	148,304.00	152,006.40	155,812.80
			Monthly	9,223.07	9,684.13	10,167.73	10,675.60	11,209.47	11,769.33	12,358.67	12,667.20	12,984.40
			Hourly	53.2100	55.8700	58.6600	61.5900	64.6700	67.9000	71.3000	73.0800	74.9100

**CITY OF MORENO VALLEY**  
**SALARY SCALE - CAREER POSITIONS**  
**EFFECTIVE 07/08/2023**

TITLE	GRP	GRADE										
			A	B	C	D	E	F	G	H	I	
				5.0%	5.0%	5.0%	5.0%	5.0%	5.0%	2.5%	2.5%	
Parks Maintenance Supervisor	PAM	C25	Annual	82,596.80	86,736.00	91,083.20	95,638.40	100,422.40	105,435.20	110,697.60	113,464.00	116,292.80
			Monthly	6,883.07	7,228.00	7,590.27	7,969.87	8,368.53	8,786.27	9,224.80	9,455.33	9,691.07
			Hourly	39.7100	41.7000	43.7900	45.9800	48.2800	50.6900	53.2200	54.5500	55.9100
Parks Maintenance Worker	NE	C12	Annual	43,804.80	45,988.80	48,297.60	50,710.40	53,248.00	55,910.40	58,697.60	60,174.40	61,672.00
			Monthly	3,650.40	3,832.40	4,024.80	4,225.87	4,437.33	4,659.20	4,891.47	5,014.53	5,139.33
			Hourly	21.0600	22.1100	23.2200	24.3800	25.6000	26.8800	28.2200	28.9300	29.6500
Parks Project Manager	PAM	C25	Annual	82,596.80	86,736.00	91,083.20	95,638.40	100,422.40	105,435.20	110,697.60	113,464.00	116,292.80
			Monthly	6,883.07	7,228.00	7,590.27	7,969.87	8,368.53	8,786.27	9,224.80	9,455.33	9,691.07
			Hourly	39.7100	41.7000	43.7900	45.9800	48.2800	50.6900	53.2200	54.5500	55.9100
Payroll Supervisor	PAM	C26	Annual	86,715.20	91,041.60	95,596.80	100,380.80	105,393.60	110,656.00	116,188.80	119,100.80	122,075.20
			Monthly	7,226.27	7,586.80	7,966.40	8,365.07	8,782.80	9,221.33	9,682.40	9,925.07	10,172.93
			Hourly	41.6900	43.7700	45.9600	48.2600	50.6700	53.2000	55.8600	57.2600	58.6900
Permit Technician	NE	C18	Annual	58,697.60	61,630.40	64,708.80	67,953.60	71,344.00	74,921.60	78,665.60	80,641.60	82,659.20
			Monthly	4,891.47	5,135.87	5,392.40	5,662.80	5,945.33	6,243.47	6,555.47	6,720.13	6,888.27
			Hourly	28.2200	29.6300	31.1100	32.6700	34.3000	36.0200	37.8200	38.7700	39.7400
Planning Division Manager/Official	DMG	C34	Annual	137,488.00	144,372.80	151,590.40	159,161.60	167,128.00	175,489.60	184,267.20	188,864.00	193,585.60
			Monthly	11,457.33	12,031.07	12,632.53	13,263.47	13,927.33	14,624.13	15,355.60	15,738.67	16,132.13
			Hourly	66.1000	69.4100	72.8800	76.5200	80.3500	84.3700	88.5900	90.8000	93.0700
Principal Accountant	PAM	C28	Annual	95,617.60	100,401.60	105,414.40	110,676.80	116,209.60	122,012.80	128,107.20	131,310.40	134,596.80
			Monthly	7,968.13	8,366.80	8,784.53	9,223.07	9,684.13	10,167.73	10,675.60	10,942.53	11,216.40
			Hourly	45.9700	48.2700	50.6800	53.2100	55.8700	58.6600	61.5900	63.1300	64.7100
Principal Engineer	DMG	C33	Annual	127,899.20	134,284.80	141,003.20	148,054.40	155,459.20	163,238.40	171,392.00	175,676.80	180,065.60
			Monthly	10,658.27	11,190.40	11,750.27	12,337.87	12,954.93	13,603.20	14,282.67	14,639.73	15,005.47
			Hourly	61.4900	64.5600	67.7900	71.1800	74.7400	78.4800	82.4000	84.4600	86.5700
Principal Engineer/City Traffic Engineer	DMG	C33	Annual	127,899.20	134,284.80	141,003.20	148,054.40	155,459.20	163,238.40	171,392.00	175,676.80	180,065.60
			Monthly	10,658.27	11,190.40	11,750.27	12,337.87	12,954.93	13,603.20	14,282.67	14,639.73	15,005.47
			Hourly	61.4900	64.5600	67.7900	71.1800	74.7400	78.4800	82.4000	84.4600	86.5700
Principal Planner	PAM	C33	Annual	127,899.20	134,284.80	141,003.20	148,054.40	155,459.20	163,238.40	171,392.00	175,676.80	180,065.60
			Monthly	10,658.27	11,190.40	11,750.27	12,337.87	12,954.93	13,603.20	14,282.67	14,639.73	15,005.47
			Hourly	61.4900	64.5600	67.7900	71.1800	74.7400	78.4800	82.4000	84.4600	86.5700
Public Information/Intergovernmental Relations Officer	PAM	C28	Annual	95,617.60	100,401.60	105,414.40	110,676.80	116,209.60	122,012.80	128,107.20	131,310.40	134,596.80
			Monthly	7,968.13	8,366.80	8,784.53	9,223.07	9,684.13	10,167.73	10,675.60	10,942.53	11,216.40
			Hourly	45.9700	48.2700	50.6800	53.2100	55.8700	58.6600	61.5900	63.1300	64.7100
Public Safety Contracts Administrator	DMG	C30	Annual	105,414.40	110,676.80	116,209.60	122,012.80	128,107.20	134,513.60	141,232.00	144,768.00	148,387.20
			Monthly	8,784.53	9,223.07	9,684.13	10,167.73	10,675.60	11,209.47	11,769.33	12,064.00	12,365.60
			Hourly	50.6800	53.2100	55.8700	58.6600	61.5900	64.6700	67.9000	69.6000	71.3400
Purchasing Division Manager	DMG	C32	Annual	118,976.00	124,924.80	131,164.80	137,716.80	144,601.60	151,840.00	159,432.00	163,425.60	167,502.40
			Monthly	9,914.67	10,410.40	10,930.40	11,476.40	12,050.13	12,653.33	13,286.00	13,618.80	13,958.53
			Hourly	57.2000	60.0600	63.0600	66.2100	69.5200	73.0000	76.6500	78.5700	80.5300
Recycling Specialist	NE	C16	Annual	53,248.00	55,910.40	58,697.60	61,630.40	64,708.80	67,953.60	71,344.00	73,132.80	74,963.20
			Monthly	4,437.33	4,659.20	4,891.47	5,135.87	5,392.40	5,662.80	5,945.33	6,094.40	6,246.93
			Hourly	25.6000	26.8800	28.2200	29.6300	31.1100	32.6700	34.3000	35.1600	36.0400

**CITY OF MORENO VALLEY**  
**SALARY SCALE - CAREER POSITIONS**  
**EFFECTIVE 07/08/2023**

TITLE	GRP	GRADE										
			A	B	C	D	E	F	G	H	I	
				5.0%	5.0%	5.0%	5.0%	5.0%	5.0%	2.5%	2.5%	
Registered Veterinary Technician	NE	C16	Annual	53,248.00	55,910.40	58,697.60	61,630.40	64,708.80	67,953.60	71,344.00	73,132.80	74,963.20
			Monthly	4,437.33	4,659.20	4,891.47	5,135.87	5,392.40	5,662.80	5,945.33	6,094.40	6,246.93
			Hourly	25.6000	26.8800	28.2200	29.6300	31.1100	32.6700	34.3000	35.1600	36.0400
Resource Analyst	PAM	C27	Annual	91,062.40	95,617.60	100,401.60	105,414.40	110,676.80	116,209.60	122,012.80	125,070.40	128,190.40
			Monthly	7,588.53	7,968.13	8,366.80	8,784.53	9,223.07	9,684.13	10,167.73	10,422.53	10,682.53
			Hourly	43.7800	45.9700	48.2700	50.6800	53.2100	55.8700	58.6600	60.1300	61.6300
Security Guard	NE	C08	Annual	36,046.40	37,856.00	39,748.80	41,745.60	43,825.60	46,009.60	48,318.40	49,524.80	50,772.80
			Monthly	3,003.87	3,154.67	3,312.40	3,478.80	3,652.13	3,834.13	4,026.53	4,127.07	4,231.07
			Hourly	17.3300	18.2000	19.1100	20.0700	21.0700	22.1200	23.2300	23.8100	24.4100
Senior Accountant	PAM	C25	Annual	82,596.80	86,736.00	91,083.20	95,638.40	100,422.40	105,435.20	110,697.60	113,464.00	116,292.80
			Monthly	6,883.07	7,228.00	7,590.27	7,969.87	8,368.53	8,786.27	9,224.80	9,455.33	9,691.07
			Hourly	39.7100	41.7000	43.7900	45.9800	48.2800	50.6900	53.2200	54.5500	55.9100
Senior Administrative Assistant	NE	C17	Annual	55,910.40	58,697.60	61,630.40	64,708.80	67,953.60	71,344.00	74,921.60	76,793.60	78,707.20
			Monthly	4,659.20	4,891.47	5,135.87	5,392.40	5,662.80	5,945.33	6,243.47	6,399.47	6,558.93
			Hourly	26.8800	28.2200	29.6300	31.1100	32.6700	34.3000	36.0200	36.9200	37.8400
Senior Applications Analyst	PAM	C27	Annual	91,062.40	95,617.60	100,401.60	105,414.40	110,676.80	116,209.60	122,012.80	125,070.40	128,190.40
			Monthly	7,588.53	7,968.13	8,366.80	8,784.53	9,223.07	9,684.13	10,167.73	10,422.53	10,682.53
			Hourly	43.7800	45.9700	48.2700	50.6800	53.2100	55.8700	58.6600	60.1300	61.6300
Senior Building Inspector	PAM	C25	Annual	82,596.80	86,736.00	91,083.20	95,638.40	100,422.40	105,435.20	110,697.60	113,464.00	116,292.80
			Monthly	6,883.07	7,228.00	7,590.27	7,969.87	8,368.53	8,786.27	9,224.80	9,455.33	9,691.07
			Hourly	39.7100	41.7000	43.7900	45.9800	48.2800	50.6900	53.2200	54.5500	55.9100
Senior Community Enhancement Officer	PAM	C22	Annual	71,344.00	74,921.60	78,665.60	82,596.80	86,736.00	91,083.20	95,638.40	98,030.40	100,484.80
			Monthly	5,945.33	6,243.47	6,555.47	6,883.07	7,228.00	7,590.27	7,969.87	8,169.20	8,373.73
			Hourly	34.3000	36.0200	37.8200	39.7100	41.7000	43.7900	45.9800	47.1300	48.3100
Senior Construction Inspector	PAM	C23	Annual	74,921.60	78,665.60	82,596.80	86,736.00	91,083.20	95,638.40	100,422.40	102,939.20	105,518.40
			Monthly	6,243.47	6,555.47	6,883.07	7,228.00	7,590.27	7,969.87	8,368.53	8,578.27	8,793.20
			Hourly	36.0200	37.8200	39.7100	41.7000	43.7900	45.9800	48.2800	49.4900	50.7300
Senior Deputy City Clerk	DMG	C30	Annual	105,414.40	110,676.80	116,209.60	122,012.80	128,107.20	134,513.60	141,232.00	144,768.00	148,387.20
			Monthly	8,784.53	9,223.07	9,684.13	10,167.73	10,675.60	11,209.47	11,769.33	12,064.00	12,365.60
			Hourly	50.6800	53.2100	55.8700	58.6600	61.5900	64.6700	67.9000	69.6000	71.3400
Senior Electrical Engineer	PAM	C31	Annual	110,676.80	116,209.60	122,012.80	128,107.20	134,513.60	141,232.00	148,304.00	152,006.40	155,812.80
			Monthly	9,223.07	9,684.13	10,167.73	10,675.60	11,209.47	11,769.33	12,358.67	12,667.20	12,984.40
			Hourly	53.2100	55.8700	58.6600	61.5900	64.6700	67.9000	71.3000	73.0800	74.9100
Senior Engineer, P.E.	PAM	C31	Annual	110,676.80	116,209.60	122,012.80	128,107.20	134,513.60	141,232.00	148,304.00	152,006.40	155,812.80
			Monthly	9,223.07	9,684.13	10,167.73	10,675.60	11,209.47	11,769.33	12,358.67	12,667.20	12,984.40
			Hourly	53.2100	55.8700	58.6600	61.5900	64.6700	67.9000	71.3000	73.0800	74.9100
Senior Equipment Operator	NE	C18	Annual	58,697.60	61,630.40	64,708.80	67,953.60	71,344.00	74,921.60	78,665.60	80,641.60	82,659.20
			Monthly	4,891.47	5,135.87	5,392.40	5,662.80	5,945.33	6,243.47	6,555.47	6,720.13	6,888.27
			Hourly	28.2200	29.6300	31.1100	32.6700	34.3000	36.0200	37.8200	38.7700	39.7400
Senior Graphics Designer	NE	C19	Annual	61,630.40	64,708.80	67,953.60	71,344.00	74,921.60	78,665.60	82,596.80	84,656.00	86,777.60
			Monthly	5,135.87	5,392.40	5,662.80	5,945.33	6,243.47	6,555.47	6,883.07	7,054.67	7,231.47
			Hourly	29.6300	31.1100	32.6700	34.3000	36.0200	37.8200	39.7100	40.7000	41.7200

**CITY OF MORENO VALLEY**  
**SALARY SCALE - CAREER POSITIONS**  
**EFFECTIVE 07/08/2023**

TITLE	GRP	GRADE										
			A	B	C	D	E	F	G	H	I	
				5.0%	5.0%	5.0%	5.0%	5.0%	5.0%	2.5%	2.5%	
Senior Human Resources Analyst	PAM	C27	Annual	91,062.40	95,617.60	100,401.60	105,414.40	110,676.80	116,209.60	122,012.80	125,070.40	128,190.40
			Monthly	7,588.53	7,968.13	8,366.80	8,784.53	9,223.07	9,684.13	10,167.73	10,422.53	10,682.53
			Hourly	43.7800	45.9700	48.2700	50.6800	53.2100	55.8700	58.6600	60.1300	61.6300
Senior Landscape Services Inspector	PAM	C20	Annual	64,708.80	67,953.60	71,344.00	74,921.60	78,665.60	82,596.80	86,736.00	88,899.20	91,124.80
			Monthly	5,392.40	5,662.80	5,945.33	6,243.47	6,555.47	6,883.07	7,228.00	7,408.27	7,593.73
			Hourly	31.1100	32.6700	34.3000	36.0200	37.8200	39.7100	41.7000	42.7400	43.8100
Senior Management Analyst	PAM	C27	Annual	91,062.40	95,617.60	100,401.60	105,414.40	110,676.80	116,209.60	122,012.80	125,070.40	128,190.40
			Monthly	7,588.53	7,968.13	8,366.80	8,784.53	9,223.07	9,684.13	10,167.73	10,422.53	10,682.53
			Hourly	43.7800	45.9700	48.2700	50.6800	53.2100	55.8700	58.6600	60.1300	61.6300
Senior Office Assistant	NE	C13	Annual	45,988.80	48,297.60	50,710.40	53,248.00	55,910.40	58,697.60	61,630.40	63,169.60	64,750.40
			Monthly	3,832.40	4,024.80	4,225.87	4,437.33	4,659.20	4,891.47	5,135.87	5,264.13	5,395.87
			Hourly	22.1100	23.2200	24.3800	26.8800	28.2200	29.6300	30.3700	31.1300	31.1300
Senior Parking Control Officer	NE	C14	Annual	48,297.60	50,710.40	53,248.00	55,910.40	58,697.60	61,630.40	64,708.80	66,331.20	67,995.20
			Monthly	4,024.80	4,225.87	4,437.33	4,659.20	4,891.47	5,135.87	5,392.40	5,527.60	5,666.27
			Hourly	23.2200	24.3800	25.6000	26.8800	28.2200	29.6300	31.1100	31.8900	32.6900
Senior Parks Maintenance Technician	NE	C19	Annual	61,630.40	64,708.80	67,953.60	71,344.00	74,921.60	78,665.60	82,596.80	84,656.00	86,777.60
			Monthly	5,135.87	5,392.40	5,662.80	5,945.33	6,243.47	6,555.47	6,883.07	7,054.67	7,231.47
			Hourly	29.6300	31.1100	32.6700	34.3000	36.0200	37.8200	39.7100	40.7000	41.7200
Senior Payroll Technician	NE	C18	Annual	58,697.60	61,630.40	64,708.80	67,953.60	71,344.00	74,921.60	78,665.60	80,641.60	82,659.20
			Monthly	4,891.47	5,135.87	5,392.40	5,662.80	5,945.33	6,243.47	6,555.47	6,720.13	6,888.27
			Hourly	28.2200	29.6300	31.1100	32.6700	34.3000	36.0200	37.8200	38.7700	39.7400
Senior Permit Technician	NE	C20	Annual	64,708.80	67,953.60	71,344.00	74,921.60	78,665.60	82,596.80	86,736.00	88,899.20	91,124.80
			Monthly	5,392.40	5,662.80	5,945.33	6,243.47	6,555.47	6,883.07	7,228.00	7,408.27	7,593.73
			Hourly	31.1100	32.6700	34.3000	36.0200	37.8200	39.7100	41.7000	42.7400	43.8100
Senior Planner	PAM	C27	Annual	91,062.40	95,617.60	100,401.60	105,414.40	110,676.80	116,209.60	122,012.80	125,070.40	128,190.40
			Monthly	7,588.53	7,968.13	8,366.80	8,784.53	9,223.07	9,684.13	10,167.73	10,422.53	10,682.53
			Hourly	43.7800	45.9700	48.2700	50.6800	53.2100	55.8700	58.6600	60.1300	61.6300
Senior Risk Analyst	PAM	C27	Annual	91,062.40	95,617.60	100,401.60	105,414.40	110,676.80	116,209.60	122,012.80	125,070.40	128,190.40
			Monthly	7,588.53	7,968.13	8,366.80	8,784.53	9,223.07	9,684.13	10,167.73	10,422.53	10,682.53
			Hourly	43.7800	45.9700	48.2700	50.6800	53.2100	55.8700	58.6600	60.1300	61.6300
Senior Telecommunications Technician	NE	C22	Annual	71,344.00	74,921.60	78,665.60	82,596.80	86,736.00	91,083.20	95,638.40	98,030.40	100,484.80
			Monthly	5,945.33	6,243.47	6,555.47	6,883.07	7,228.00	7,590.27	7,969.87	8,169.20	8,373.73
			Hourly	34.3000	36.0200	37.8200	39.7100	41.7000	43.7900	45.9800	47.1300	48.3100
Senior Traffic Signal Technician	PAM	C23	Annual	74,921.60	78,665.60	82,596.80	86,736.00	91,083.20	95,638.40	100,422.40	102,939.20	105,518.40
			Monthly	6,243.47	6,555.47	6,883.07	7,228.00	7,590.27	7,969.87	8,368.53	8,578.27	8,793.20
			Hourly	36.0200	37.8200	39.7100	41.7000	43.7900	45.9800	48.2800	49.4900	50.7300
Special Districts Division Manager	DMG	C34	Annual	137,488.00	144,372.80	151,590.40	159,161.60	167,128.00	175,489.60	184,267.20	188,864.00	193,585.60
			Monthly	11,457.33	12,031.07	12,632.53	13,263.47	13,927.33	14,624.13	15,355.60	15,738.67	16,132.13
			Hourly	66.1000	69.4100	72.8800	76.5200	80.3500	84.3700	88.5900	90.8000	93.0700
Special Events & Facilities Division Manager	DMG	C30	Annual	105,414.40	110,676.80	116,209.60	122,012.80	128,107.20	134,513.60	141,232.00	144,768.00	148,387.20
			Monthly	8,784.53	9,223.07	9,684.13	10,167.73	10,675.60	11,209.47	11,769.33	12,064.00	12,365.60
			Hourly	50.6800	53.2100	55.8700	58.6600	61.5900	64.6700	67.9000	69.6000	71.3400

**CITY OF MORENO VALLEY**  
**SALARY SCALE - CAREER POSITIONS**  
**EFFECTIVE 07/08/2023**

TITLE	GRP	GRADE		SALARY RANGES										
				A	B	C	D	E	F	G	H	I		
				5.0%		5.0%	5.0%	5.0%	5.0%	5.0%	5.0%	2.5%	2.5%	
Storekeeper	NE	C14	Annual	48,297.60	50,710.40	53,248.00	55,910.40	58,697.60	61,630.40	64,708.80	66,331.20	67,995.20		
			Monthly	4,024.80	4,225.87	4,437.33	4,659.20	4,891.47	5,135.87	5,392.40	5,527.60	5,666.27		
			Hourly	23.2200	24.3800	25.6000	26.8800	28.2200	29.6300	31.1100	31.8900	32.6900		
Strategic Initiatives Manager	DMG	C34	Annual	137,488.00	144,372.80	151,590.40	159,161.60	167,128.00	175,489.60	184,267.20	188,864.00	193,585.60		
			Monthly	11,457.33	12,031.07	12,632.53	13,263.47	13,927.33	14,624.13	15,355.60	15,738.67	16,132.13		
			Hourly	66.1000	69.4100	72.8800	76.5200	80.3500	84.3700	88.5900	90.8000	93.0700		
Street Maintenance Supervisor	PAM	C25	Annual	82,596.80	86,736.00	91,083.20	95,638.40	100,422.40	105,435.20	110,697.60	113,464.00	116,292.80		
			Monthly	6,883.07	7,228.00	7,590.27	7,969.87	8,368.53	8,786.27	9,224.80	9,455.33	9,691.07		
			Hourly	39.7100	41.7000	43.7900	45.9800	48.2800	50.6900	53.2200	54.5500	55.9100		
Telecommunications Engineer/Administrator	PAM	C29	Annual	100,380.80	105,393.60	110,656.00	116,188.80	121,992.00	128,086.40	134,492.80	137,862.40	141,315.20		
			Monthly	8,365.07	8,782.80	9,221.33	9,682.40	10,166.00	10,673.87	11,207.73	11,488.53	11,776.27		
			Hourly	48.2600	50.6700	53.2000	55.8600	58.6500	61.5800	64.6600	66.2800	67.9400		
Telecommunications Technician	NE	C20	Annual	64,708.80	67,953.60	71,344.00	74,921.60	78,665.60	82,596.80	86,736.00	88,899.20	91,124.80		
			Monthly	5,392.40	5,662.80	5,945.33	6,243.47	6,555.47	6,883.07	7,228.00	7,408.27	7,593.73		
			Hourly	31.1100	32.6700	34.3000	36.0200	37.8200	39.7100	41.7000	42.7400	43.8100		
Traffic Operations Supervisor	PAM	C26	Annual	86,715.20	91,041.60	95,596.80	100,380.80	105,393.60	110,656.00	116,188.80	119,100.80	122,075.20		
			Monthly	7,226.27	7,586.80	7,966.40	8,365.07	8,782.80	9,221.33	9,682.40	9,925.07	10,172.93		
			Hourly	41.6900	43.7700	45.9600	48.2600	50.6700	53.2000	55.8600	57.2600	58.6900		
Traffic Signal Technician	NE	C22	Annual	71,344.00	74,921.60	78,665.60	82,596.80	86,736.00	91,083.20	95,638.40	98,030.40	100,484.80		
			Monthly	5,945.33	6,243.47	6,555.47	6,883.07	7,228.00	7,590.27	7,969.87	8,169.20	8,373.73		
			Hourly	34.3000	36.0200	37.8200	39.7100	41.7000	43.7900	45.9800	47.1300	48.3100		
Traffic Sign/Marking Technician I	NE	C13	Annual	45,988.80	48,297.60	50,710.40	53,248.00	55,910.40	58,697.60	61,630.40	63,169.60	64,750.40		
			Monthly	3,832.40	4,024.80	4,225.87	4,437.33	4,659.20	4,891.47	5,135.87	5,264.13	5,395.87		
			Hourly	22.1100	23.2200	24.3800	25.6000	26.8800	28.2200	29.6300	30.3700	31.1300		
Traffic Sign/Marking Technician II	NE	C15	Annual	50,710.40	53,248.00	55,910.40	58,697.60	61,630.40	64,708.80	67,953.60	69,659.20	71,406.40		
			Monthly	4,225.87	4,437.33	4,659.20	4,891.47	5,135.87	5,392.40	5,662.80	5,804.93	5,950.53		
			Hourly	24.3800	25.6000	26.8800	28.2200	29.6300	31.1100	32.6700	33.4900	34.3300		
Utility Finance Manager	PAM	C28	Annual	95,617.60	100,401.60	105,414.40	110,676.80	116,209.60	122,012.80	128,107.20	131,310.40	134,596.80		
			Monthly	7,968.13	8,366.80	8,784.53	9,223.07	9,684.13	10,167.73	10,675.60	10,942.53	11,216.40		
			Hourly	45.9700	48.2700	50.6800	53.2100	55.8700	58.6600	61.5900	63.1300	64.7100		
Vehicle/Equipment Technician	NE	C17	Annual	55,910.40	58,697.60	61,630.40	64,708.80	67,953.60	71,344.00	74,921.60	76,793.60	78,707.20		
			Monthly	4,659.20	4,891.47	5,135.87	5,392.40	5,662.80	5,945.33	6,243.47	6,399.47	6,558.93		
			Hourly	26.8800	28.2200	29.6300	31.1100	32.6700	34.3000	36.0200	36.9200	37.8400		

**CITY OF MORENO VALLEY**  
**SALARY SCALE - CAREER POSITIONS**  
**EFFECTIVE 07/06/2024**

TITLE	GRP	GRADE											
				A	B	C	D	E	F	G	H	I	
					5.0%	5.0%	5.0%	5.0%	5.0%	5.0%	5.0%	2.5%	2.5%
Accountant I	NE	C22	Annual	75,628.80	79,414.40	83,387.20	87,547.20	91,915.20	96,512.00	101,337.60	103,875.20	106,475.20	
			Monthly	6,302.40	6,617.87	6,948.93	7,295.60	7,659.60	8,042.67	8,444.80	8,656.27	8,872.93	
			Hourly	36.3600	38.1800	40.0900	42.0900	44.1900	46.4000	48.7200	49.9400	51.1900	
Accountant II	PAM	C24	Annual	83,387.20	87,547.20	91,915.20	96,512.00	101,337.60	106,412.80	111,737.60	114,524.80	117,395.20	
			Monthly	6,948.93	7,295.60	7,659.60	8,042.67	8,444.80	8,867.73	9,311.47	9,543.73	9,782.93	
			Hourly	40.0900	42.0900	44.1900	46.4000	48.7200	51.1600	53.7200	55.0600	56.4400	
Accounting Assistant	NE	C14	Annual	51,209.60	53,768.00	56,451.20	59,280.00	62,254.40	65,374.40	68,640.00	70,366.40	72,134.40	
			Monthly	4,267.47	4,480.67	4,704.27	4,940.00	5,187.87	5,447.87	5,720.00	5,863.87	6,011.20	
			Hourly	24.6200	25.8500	27.1400	28.5000	29.9300	31.4300	33.0000	33.8300	34.6800	
Accounting Technician	NE	C17	Annual	59,280.00	62,254.40	65,374.40	68,640.00	72,072.00	75,670.40	79,456.00	81,452.80	83,491.20	
			Monthly	4,940.00	5,187.87	5,447.87	5,720.00	6,006.00	6,305.87	6,621.33	6,787.73	6,957.60	
			Hourly	28.5000	29.9300	31.4300	33.0000	34.6500	36.3800	38.2000	39.1600	40.1400	
Accounts Payable Supervisor	NE	C22	Annual	75,628.80	79,414.40	83,387.20	87,547.20	91,915.20	96,512.00	101,337.60	103,875.20	106,475.20	
			Monthly	6,302.40	6,617.87	6,948.93	7,295.60	7,659.60	8,042.67	8,444.80	8,656.27	8,872.93	
			Hourly	36.3600	38.1800	40.0900	42.0900	44.1900	46.4000	48.7200	49.9400	51.1900	
Administrative Assistant	NE	C16	Annual	56,451.20	59,280.00	62,254.40	65,374.40	68,640.00	72,072.00	75,670.40	77,563.20	79,497.60	
			Monthly	4,704.27	4,940.00	5,187.87	5,447.87	5,720.00	6,006.00	6,305.87	6,463.60	6,624.80	
			Hourly	27.1400	28.5000	29.9300	31.4300	33.0000	34.6500	36.3800	37.2900	38.2200	
Animal Care Technician	NE	C11	Annual	44,241.60	46,446.40	48,776.00	51,209.60	53,768.00	56,451.20	59,280.00	60,756.80	62,275.20	
			Monthly	3,686.80	3,870.53	4,064.67	4,267.47	4,480.67	4,704.27	4,940.00	5,063.07	5,189.60	
			Hourly	21.2700	22.3300	23.4500	24.6200	25.8500	27.1400	28.5000	29.2100	29.9400	
Animal Care Technician Supervisor	PAM	C21	Annual	72,051.20	75,649.60	79,435.20	83,408.00	87,588.80	91,977.60	96,574.40	98,987.20	101,462.40	
			Monthly	6,004.27	6,304.13	6,619.60	6,950.67	7,299.07	7,664.80	8,047.87	8,248.93	8,455.20	
			Hourly	34.6400	36.3700	38.1900	40.1000	42.1100	44.2200	46.4300	47.5900	48.7800	
Animal Control Officer	NE	C15	Annual	53,768.00	56,451.20	59,280.00	62,254.40	65,374.40	68,640.00	72,072.00	73,881.60	75,732.80	
			Monthly	4,480.67	4,704.27	4,940.00	5,187.87	5,447.87	5,720.00	6,006.00	6,156.80	6,311.07	
			Hourly	25.8500	27.1400	28.5000	29.9300	31.4300	33.0000	34.6500	35.5200	36.4100	
Animal Rescue Coordinator	NE	C11	Annual	44,241.60	46,446.40	48,776.00	51,209.60	53,768.00	56,451.20	59,280.00	60,756.80	62,275.20	
			Monthly	3,686.80	3,870.53	4,064.67	4,267.47	4,480.67	4,704.27	4,940.00	5,063.07	5,189.60	
			Hourly	21.2700	22.3300	23.4500	24.6200	25.8500	27.1400	28.5000	29.2100	29.9400	
Animal Services Assistant	NE	C10	Annual	42,120.00	44,220.80	46,425.60	48,755.20	51,188.80	53,747.20	56,430.40	57,844.80	59,300.80	
			Monthly	3,510.00	3,685.07	3,868.80	4,062.93	4,265.73	4,478.93	4,702.53	4,820.40	4,941.73	
			Hourly	20.2500	21.2600	22.3200	23.4400	24.6100	25.8400	27.1300	27.8100	28.5100	
Animal Services Dispatcher	NE	C10	Annual	42,120.00	44,220.80	46,425.60	48,755.20	51,188.80	53,747.20	56,430.40	57,844.80	59,300.80	
			Monthly	3,510.00	3,685.07	3,868.80	4,062.93	4,265.73	4,478.93	4,702.53	4,820.40	4,941.73	
			Hourly	20.2500	21.2600	22.3200	23.4400	24.6100	25.8400	27.1300	27.8100	28.5100	
Animal Services Division Manager	DMG	C30	Annual	111,758.40	117,353.60	123,219.20	129,376.00	135,844.80	142,646.40	149,780.80	153,524.80	157,372.80	
			Monthly	9,313.20	9,779.47	10,268.27	10,781.33	11,320.40	11,887.20	12,481.73	12,793.73	13,114.40	
			Hourly	53.7300	56.4200	59.2400	62.2000	65.3100	68.5800	72.0100	73.8100	75.6600	
Animal Services Field Supervisor	PAM	C22	Annual	75,628.80	79,414.40	83,387.20	87,547.20	91,915.20	96,512.00	101,337.60	103,875.20	106,475.20	
			Monthly	6,302.40	6,617.87	6,948.93	7,295.60	7,659.60	8,042.67	8,444.80	8,656.27	8,872.93	
			Hourly	36.3600	38.1800	40.0900	42.0900	44.1900	46.4000	48.7200	49.9400	51.1900	



**CITY OF MORENO VALLEY**  
**SALARY SCALE - CAREER POSITIONS**  
**EFFECTIVE 07/06/2024**

TITLE	GRP	GRADE										
			A	B	C	D	E	F	G	H	I	
				5.0%	5.0%	5.0%	5.0%	5.0%	5.0%	5.0%	2.5%	2.5%
Animal Services License Inspector	NE	C11	Annual	44,241.60	46,446.40	48,776.00	51,209.60	53,768.00	56,451.20	59,280.00	60,756.80	62,275.20
			Monthly	3,686.80	3,870.53	4,064.67	4,267.47	4,480.67	4,704.27	4,940.00	5,063.07	5,189.60
			Hourly	21.2700	22.3300	23.4500	24.6200	25.8500	27.1400	28.5000	29.2100	29.9400
Animal Services Office Supervisor	PAM	C21	Annual	72,051.20	75,649.60	79,435.20	83,408.00	87,588.80	91,977.60	96,574.40	98,987.20	101,462.40
			Monthly	6,004.27	6,304.13	6,619.60	6,950.67	7,299.07	7,664.80	8,047.87	8,248.93	8,455.20
			Hourly	34.6400	36.3700	38.1900	40.1000	42.1100	44.2200	46.4300	47.5900	48.7800
Applications & Database Administrator	PAM	C29	Annual	106,412.80	111,737.60	117,332.80	123,198.40	129,355.20	135,824.00	142,625.60	146,182.40	149,843.20
			Monthly	8,867.73	9,311.47	9,777.73	10,266.53	10,779.60	11,318.67	11,885.47	12,181.87	12,486.93
			Hourly	51.1600	53.7200	56.4100	59.2300	62.1900	65.3000	68.5700	70.2800	72.0400
Applications Analyst	PAM	C25	Annual	87,568.00	91,956.80	96,553.60	101,379.20	106,454.40	111,779.20	117,374.40	120,307.20	123,323.20
			Monthly	7,297.33	7,663.07	8,046.13	8,448.27	8,871.20	9,314.93	9,781.20	10,025.60	10,276.93
			Hourly	42.1000	44.2100	46.4200	48.7400	51.1800	53.7400	56.4300	57.8400	59.2900
Assistant to the City Manager	PAM	C24	Annual	83,387.20	87,547.20	91,915.20	96,512.00	101,337.60	106,412.80	111,737.60	114,524.80	117,395.20
			Monthly	6,948.93	7,295.60	7,659.60	8,042.67	8,444.80	8,867.73	9,311.47	9,543.73	9,782.93
			Hourly	40.0900	42.0900	44.1900	46.4000	48.7200	51.1600	53.7200	55.0600	56.4400
Assistant Crossing Guard Supervisor	NE	C05	Annual	38,209.60	38,209.60	40,123.20	42,120.00	42,120.00	44,220.80	44,220.80	46,425.60	46,425.60
			Monthly	3,184.13	3,184.13	3,343.60	3,510.00	3,510.00	3,685.07	3,685.07	3,868.80	3,868.80
			Hourly	18.3700	19.2900	19.2900	20.2500	20.2500	21.2600	21.2600	22.3200	22.3200
Assistant Engineer	PAM	C25	Annual	87,568.00	91,956.80	96,553.60	101,379.20	106,454.40	111,779.20	117,374.40	120,307.20	123,323.20
			Monthly	7,297.33	7,663.07	8,046.13	8,448.27	8,871.20	9,314.93	9,781.20	10,025.60	10,276.93
			Hourly	42.1000	44.2100	46.4200	48.7400	51.1800	53.7400	56.4300	57.8400	59.2900
Assistant Network Administrator	PAM	C26	Annual	91,936.00	96,532.80	101,358.40	106,433.60	111,758.40	117,353.60	123,219.20	126,297.60	129,459.20
			Monthly	7,661.33	8,044.40	8,446.53	8,869.47	9,313.20	9,779.47	10,268.27	10,524.80	10,788.27
			Hourly	44.2000	46.4100	48.7300	51.1700	53.7300	56.4200	59.2400	60.7200	62.2400
Associate Engineer I	PAM	C28	Annual	101,358.40	106,433.60	111,758.40	117,353.60	123,219.20	129,376.00	135,844.80	139,235.20	142,708.80
			Monthly	8,446.53	8,869.47	9,313.20	9,779.47	10,268.27	10,781.33	11,320.40	11,602.93	11,892.40
			Hourly	48.7300	51.1700	53.7300	56.4200	59.2400	62.2000	65.3100	66.9400	68.6100
Associate Engineer II	PAM	C29	Annual	106,412.80	111,737.60	117,332.80	123,198.40	129,355.20	135,824.00	142,625.60	146,182.40	149,843.20
			Monthly	8,867.73	9,311.47	9,777.73	10,266.53	10,779.60	11,318.67	11,885.47	12,181.87	12,486.93
			Hourly	51.1600	53.7200	56.4100	59.2300	62.1900	65.3000	68.5700	70.2800	72.0400
Associate Planner	PAM	C25	Annual	87,568.00	91,956.80	96,553.60	101,379.20	106,454.40	111,779.20	117,374.40	120,307.20	123,323.20
			Monthly	7,297.33	7,663.07	8,046.13	8,448.27	8,871.20	9,314.93	9,781.20	10,025.60	10,276.93
			Hourly	42.1000	44.2100	46.4200	48.7400	51.1800	53.7400	56.4300	57.8400	59.2900
Audio Visual Technician	NE	C18	Annual	62,233.60	65,353.60	68,619.20	72,051.20	75,649.60	79,435.20	83,408.00	85,488.00	87,630.40
			Monthly	5,186.13	5,446.13	5,718.27	6,004.27	6,304.13	6,619.60	6,950.67	7,124.00	7,302.53
			Hourly	29.9200	31.4200	32.9900	34.6400	36.3700	38.1900	40.1000	41.1000	42.1300
Banquet Facility Representative	PAM	C19	Annual	65,332.80	68,598.40	72,030.40	75,628.80	79,414.40	83,387.20	87,547.20	89,731.20	91,977.60
			Monthly	5,444.40	5,716.53	6,002.53	6,302.40	6,617.87	6,948.93	7,295.60	7,477.60	7,664.80
			Hourly	31.4100	32.9800	34.6300	36.3600	38.1800	40.0900	42.0900	43.1400	44.2200
Building Division Manager/Official	DMG	C34	Annual	145,745.60	153,025.60	160,880.00	168,708.80	177,153.60	186,014.40	195,312.00	200,200.00	205,212.80
			Monthly	12,145.47	12,752.13	13,390.00	14,059.07	14,762.80	15,501.20	16,276.00	16,683.33	17,101.07
			Hourly	70.0700	73.5700	77.2500	81.1100	85.1700	89.4300	93.9000	96.2500	98.6600

**CITY OF MORENO VALLEY**  
**SALARY SCALE - CAREER POSITIONS**  
**EFFECTIVE 07/06/2024**

TITLE	GRP	GRADE										
			A	B	C	D	E	F	G	H	I	
				5.0%	5.0%	5.0%	5.0%	5.0%	5.0%	5.0%	2.5%	2.5%
Building Inspector II	NE	C24	Annual	83,387.20	87,547.20	91,915.20	96,512.00	101,337.60	106,412.80	111,737.60	114,524.80	117,395.20
			Monthly	6,948.93	7,295.60	7,659.60	8,042.67	8,444.80	8,867.73	9,311.47	9,543.73	9,782.93
			Hourly	40.0900	42.0900	44.1900	46.4000	48.7200	51.1600	53.7200	55.0600	56.4400
Building Safety Supervisor	PAM	C27	Annual	96,532.80	101,358.40	106,433.60	111,758.40	117,353.60	123,219.20	129,376.00	132,620.80	135,928.00
			Monthly	8,044.40	8,446.53	8,869.47	9,313.20	9,779.47	10,268.27	10,781.33	11,051.73	11,327.33
			Hourly	46.4100	48.7300	51.1700	53.7300	56.4200	59.2400	62.2000	63.7600	65.3500
Business License Liaison	NE	C16	Annual	56,451.20	59,280.00	62,254.40	65,374.40	68,640.00	72,072.00	75,670.40	77,563.20	79,497.60
			Monthly	4,704.27	4,940.00	5,187.87	5,447.87	5,720.00	6,006.00	6,305.87	6,463.60	6,624.80
			Hourly	27.1400	28.5000	29.9300	31.4300	33.0000	34.6500	36.3800	37.2900	38.2200
Child Care Assistant	GRA	CC09	Annual	36,628.80	2,204.80	38,833.60	38,833.60	47,195.20	49,545.60	52,020.80	54,620.80	57,345.60
			Monthly	3,052.40	183.73	3,236.13	3,236.13	3,932.93	4,128.80	4,335.07	4,551.73	4,778.80
			Hourly	18.6700	19.6000	20.5800	21.6100	22.6900	23.8200	25.0100	26.2600	27.5700
Child Care Instructor II	GRA	CC11	Annual	41,953.60	44,054.40	46,259.20	48,568.00	51,001.60	53,560.00	56,243.20	57,657.60	59,092.80
			Monthly	3,496.13	3,671.20	3,854.93	4,047.33	4,250.13	4,463.33	4,686.93	4,804.80	4,924.40
			Hourly	20.1700	21.1800	22.2400	23.3500	24.5200	25.7500	27.0400	27.7200	28.4100
Child Care Program Manager	PAM	C19	Annual	65,332.80	68,598.40	72,030.40	75,628.80	79,414.40	83,387.20	87,547.20	89,731.20	91,977.60
			Monthly	5,444.40	5,716.53	6,002.53	6,302.40	6,617.87	6,948.93	7,295.60	7,477.60	7,664.80
			Hourly	31.4100	32.9800	34.6300	36.3600	38.1800	40.0900	42.0900	43.1400	44.2200
Child Care Site Supervisor	GRA	C15	Annual	53,768.00	56,451.20	59,280.00	62,254.40	65,374.40	68,640.00	72,072.00	73,881.60	75,732.80
			Monthly	4,480.67	4,704.27	4,940.00	5,187.87	5,447.87	5,720.00	6,006.00	6,156.80	6,311.07
			Hourly	25.8500	27.1400	28.5000	29.9300	31.4300	33.0000	34.6500	35.5200	36.4100
Community Enhancement Division Manager	DMG	C30	Annual	111,758.40	117,353.60	123,219.20	129,376.00	135,844.80	142,646.40	149,780.80	153,524.80	157,372.80
			Monthly	9,313.20	9,779.47	10,268.27	10,781.33	11,320.40	11,887.20	12,481.73	12,793.73	13,114.40
			Hourly	53.7300	56.4200	59.2400	62.2000	65.3100	68.5800	72.0100	73.8100	75.6600
Community Enhancement Officer I	NE	C18	Annual	62,233.60	65,353.60	68,619.20	72,051.20	75,649.60	79,435.20	83,408.00	85,488.00	87,630.40
			Monthly	5,186.13	5,446.13	5,718.27	6,004.27	6,304.13	6,619.60	6,950.67	7,124.00	7,302.53
			Hourly	29.9200	31.4200	32.9900	34.6400	36.3700	38.1900	40.1000	41.1000	42.1300
Community Enhancement Officer II	NE	C20	Annual	68,598.40	72,030.40	75,628.80	79,414.40	83,387.20	87,547.20	91,915.20	94,203.20	96,553.60
			Monthly	5,716.53	6,002.53	6,302.40	6,617.87	6,948.93	7,295.60	7,659.60	7,850.27	8,046.13
			Hourly	32.9800	34.6300	36.3600	38.1800	40.0900	42.0900	44.1900	45.2900	46.4200
Community Enhancement Supervisor	PAM	C23	Annual	79,435.20	83,408.00	87,588.80	91,977.60	96,574.40	101,400.00	106,475.20	109,137.60	111,862.40
			Monthly	6,619.60	6,950.67	7,299.07	7,664.80	8,047.87	8,450.00	8,872.93	9,094.80	9,321.87
			Hourly	38.1900	40.1000	42.1100	44.2200	46.4300	48.7500	51.1900	52.4700	53.7800
Community Services Assistant Coordinator	NE	C08	Annual	38,209.60	40,123.20	42,120.00	44,220.80	46,425.60	48,755.20	51,188.80	52,478.40	53,788.80
			Monthly	3,184.13	3,343.60	3,510.00	3,685.07	3,868.80	4,062.93	4,265.73	4,373.20	4,482.40
			Hourly	18.3700	19.2900	20.2500	21.2600	22.3200	23.4400	24.6100	25.2300	25.8600
Community Services Coordinator	NE	C10	Annual	42,120.00	44,220.80	46,425.60	48,755.20	51,188.80	53,747.20	56,430.40	57,844.80	59,300.80
			Monthly	3,510.00	3,685.07	3,868.80	4,062.93	4,265.73	4,478.93	4,702.53	4,820.40	4,941.73
			Hourly	20.2500	21.2600	22.3200	23.4400	24.6100	25.8400	27.1300	27.8100	28.5100
Community Services Division Manager	DMG	C30	Annual	111,758.40	117,353.60	123,219.20	129,376.00	135,844.80	142,646.40	149,780.80	153,524.80	157,372.80
			Monthly	9,313.20	9,779.47	10,268.27	10,781.33	11,320.40	11,887.20	12,481.73	12,793.73	13,114.40
			Hourly	53.7300	56.4200	59.2400	62.2000	65.3100	68.5800	72.0100	73.8100	75.6600

**CITY OF MORENO VALLEY**  
**SALARY SCALE - CAREER POSITIONS**  
**EFFECTIVE 07/06/2024**

TITLE	GRP	GRADE										
			A	B	C	D	E	F	G	H	I	
				5.0%	5.0%	5.0%	5.0%	5.0%	5.0%	5.0%	2.5%	2.5%
Community Services Supervisor	PAM	C19	Annual	65,332.80	68,598.40	72,030.40	75,628.80	79,414.40	83,387.20	87,547.20	89,731.20	91,977.60
			Monthly	5,444.40	5,716.53	6,002.53	6,302.40	6,617.87	6,948.93	7,295.60	7,477.60	7,664.80
			Hourly	31.4100	32.9800	34.6300	36.3600	38.1800	40.0900	42.0900	43.1400	44.2200
Construction Inspector	NE	C22	Annual	75,628.80	79,414.40	83,387.20	87,547.20	91,915.20	96,512.00	101,337.60	103,875.20	106,475.20
			Monthly	6,302.40	6,617.87	6,948.93	7,295.60	7,659.60	8,042.67	8,444.80	8,656.27	8,872.93
			Hourly	36.3600	38.1800	40.0900	42.0900	44.1900	46.4000	48.7200	49.9400	51.1900
Construction Inspector Supervisor	PAM	C25	Annual	87,568.00	91,956.80	96,553.60	101,379.20	106,454.40	111,779.20	117,374.40	120,307.20	123,323.20
			Monthly	7,297.33	7,663.07	8,046.13	8,448.27	8,871.20	9,314.93	9,781.20	10,025.60	10,276.93
			Hourly	42.1000	44.2100	46.4200	48.7400	51.1800	53.7400	56.4300	57.8400	59.2900
Crossing Guard Supervisor	NE	C07	Annual	38,209.60	40,123.20	42,120.00	44,220.80	46,425.60	48,755.20	51,188.80	52,478.40	53,788.80
			Monthly	3,184.13	3,343.60	3,510.00	3,685.07	3,868.80	4,062.93	4,265.73	4,373.20	4,482.40
			Hourly	18.3700	19.2900	20.2500	21.2600	22.3200	23.4400	24.6100	25.2300	25.8600
Customer Service Manager	PAM	C26	Annual	91,936.00	96,532.80	101,358.40	106,433.60	111,758.40	117,353.60	123,219.20	126,297.60	129,459.20
			Monthly	7,661.33	8,044.40	8,446.53	8,869.47	9,313.20	9,779.47	10,268.27	10,524.80	10,788.27
			Hourly	44.2000	46.4100	48.7300	51.1700	53.7300	56.4200	59.2400	60.7200	62.2400
Deputy City Clerk	NE	C17	Annual	59,280.00	62,254.40	65,374.40	68,640.00	72,072.00	75,670.40	79,456.00	81,452.80	83,491.20
			Monthly	4,940.00	5,187.87	5,447.87	5,720.00	6,006.00	6,305.87	6,621.33	6,787.73	6,957.60
			Hourly	28.5000	29.9300	31.4300	33.0000	34.6500	36.3800	38.2000	39.1600	40.1400
Deputy City Manager	DMG	C30	Annual	111,758.40	117,353.60	123,219.20	129,376.00	135,844.80	142,646.40	149,780.80	153,524.80	157,372.80
			Monthly	9,313.20	9,779.47	10,268.27	10,781.33	11,320.40	11,887.20	12,481.73	12,793.73	13,114.40
			Hourly	53.7300	56.4200	59.2400	62.2000	65.3100	68.5800	72.0100	73.8100	75.6600
Deputy Compliance Director	DMG	C35	Annual	153,046.40	160,700.80	168,729.60	177,174.40	186,035.20	195,332.80	205,108.80	210,246.40	215,508.80
			Monthly	12,753.87	13,391.73	14,060.80	14,764.53	15,502.93	16,277.73	17,092.40	17,520.53	17,959.07
			Hourly	73.5800	77.2600	81.1200	85.1800	89.4400	93.9100	98.6100	101.0800	103.6100
Deputy Finance Director	DMG	C34	Annual	145,745.60	153,025.60	160,680.00	168,708.80	177,153.60	186,014.40	195,312.00	200,200.00	205,212.80
			Monthly	12,145.47	12,752.13	13,390.00	14,059.07	14,762.80	15,501.20	16,276.00	16,683.33	17,101.07
			Hourly	70.0700	73.5700	77.2500	81.1100	85.1700	89.4300	93.9000	96.2500	98.6600
Economic Development Division Manager	DMG	C30	Annual	111,758.40	117,353.60	123,219.20	129,376.00	135,844.80	142,646.40	149,780.80	153,524.80	157,372.80
			Monthly	9,313.20	9,779.47	10,268.27	10,781.33	11,320.40	11,887.20	12,481.73	12,793.73	13,114.40
			Hourly	53.7300	56.4200	59.2400	62.2000	65.3100	68.5800	72.0100	73.8100	75.6600
Electric Utility Chief Engineer	PAM	C34	Annual	145,745.60	153,025.60	160,680.00	168,708.80	177,153.60	186,014.40	195,312.00	200,200.00	205,212.80
			Monthly	12,145.47	12,752.13	13,390.00	14,059.07	14,762.80	15,501.20	16,276.00	16,683.33	17,101.07
			Hourly	70.0700	73.5700	77.2500	81.1100	85.1700	89.4300	93.9000	96.2500	98.6600
Electric Utility Division Manager	DMG	C36	Annual	168,438.40	176,862.40	185,702.40	194,979.20	204,734.40	214,968.00	225,721.60	231,358.40	237,140.80
			Monthly	14,036.53	14,738.53	15,475.20	16,248.27	17,061.20	17,914.00	18,810.13	19,279.87	19,761.73
			Hourly	80.9800	85.0300	89.2800	93.7400	98.4300	103.3500	108.5200	111.2300	114.0100
Electric Utility Program Coordinator	PAM	C27	Annual	96,532.80	101,358.40	106,433.60	111,758.40	117,353.60	123,219.20	129,376.00	132,620.80	135,928.00
			Monthly	8,044.40	8,446.53	8,869.47	9,313.20	9,779.47	10,268.27	10,781.33	11,051.73	11,327.33
			Hourly	46.4100	48.7300	51.1700	53.7300	56.4200	59.2400	62.2000	63.7600	65.3500
Emergency Management & Volunteer Services Program Manager	DMG	C30	Annual	111,758.40	117,353.60	123,219.20	129,376.00	135,844.80	142,646.40	149,780.80	153,524.80	157,372.80
			Monthly	9,313.20	9,779.47	10,268.27	10,781.33	11,320.40	11,887.20	12,481.73	12,793.73	13,114.40
			Hourly	53.7300	56.4200	59.2400	62.2000	65.3100	68.5800	72.0100	73.8100	75.6600

**CITY OF MORENO VALLEY**  
**SALARY SCALE - CAREER POSITIONS**  
**EFFECTIVE 07/06/2024**

TITLE	GRP	GRADE										
			A	B	C	D	E	F	G	H	I	
				5.0%	5.0%	5.0%	5.0%	5.0%	5.0%	5.0%	2.5%	2.5%
Emergency Management & Volunteer Services Program Specialist	NE	C16	Annual	56,451.20	59,280.00	62,254.40	65,374.40	68,640.00	72,072.00	75,670.40	77,563.20	79,497.60
			Monthly	4,704.27	4,940.00	5,187.87	5,447.87	5,720.00	6,006.00	6,305.87	6,463.60	6,624.80
			Hourly	27.1400	28.5000	29.9300	31.4300	33.0000	34.6500	36.3800	37.2900	38.2200
Engineering Division Manager/Assistant City Engineer	DMG	C34	Annual	145,745.60	153,025.60	160,680.00	168,708.80	177,153.60	186,014.40	195,312.00	200,200.00	205,212.80
			Monthly	12,145.47	12,752.13	13,390.00	14,059.07	14,762.80	15,501.20	16,276.00	16,683.33	17,101.07
			Hourly	70.0700	73.5700	77.2500	81.1100	85.1700	89.4300	93.9000	96.2500	98.6600
Enterprise Systems Administrator	PAM	C31	Annual	117,332.80	123,198.40	129,355.20	135,824.00	142,625.60	149,760.00	157,248.00	161,179.20	165,214.40
			Monthly	9,777.73	10,266.53	10,779.60	11,318.67	11,885.47	12,480.00	13,104.00	13,431.60	13,767.87
			Hourly	56.4100	59.2300	62.1900	65.3000	68.5700	72.0000	75.6000	77.4900	79.4300
Equipment Operator	NE	C17	Annual	59,280.00	62,254.40	65,374.40	68,640.00	72,072.00	75,670.40	79,456.00	81,452.80	83,491.20
			Monthly	4,940.00	5,187.87	5,447.87	5,720.00	6,006.00	6,305.87	6,621.33	6,787.73	6,957.60
			Hourly	28.5000	29.9300	31.4300	33.0000	34.6500	36.3800	38.2000	39.1600	40.1400
Executive Assistant I	NE	C19	Annual	65,332.80	68,598.40	72,030.40	75,628.80	79,414.40	83,387.20	87,547.20	89,731.20	91,977.60
			Monthly	5,444.40	5,716.53	6,002.53	6,302.40	6,617.87	6,948.93	7,295.60	7,477.60	7,664.80
			Hourly	31.4100	32.9800	34.6300	36.3600	38.1800	40.0900	42.0900	43.1400	44.2200
Executive Assistant to Mayor/City Council	DMG	C30	Annual	111,758.40	117,353.60	123,219.20	129,376.00	135,844.80	142,646.40	149,780.80	153,524.80	157,372.80
			Monthly	9,313.20	9,779.47	10,268.27	10,781.33	11,320.40	11,887.20	12,481.73	12,793.73	13,114.40
			Hourly	53.7300	56.4200	59.2400	62.2000	65.3100	68.5800	72.0100	73.8100	75.6600
Facilities Maintenance Mechanic	NE	C15	Annual	53,768.00	56,451.20	59,280.00	62,254.40	65,374.40	68,640.00	72,072.00	73,881.60	75,732.80
			Monthly	4,480.67	4,704.27	4,940.00	5,187.87	5,447.87	5,720.00	6,006.00	6,156.80	6,311.07
			Hourly	25.8500	27.1400	28.5000	29.9300	31.4300	33.0000	34.6500	35.5200	36.4100
Facilities Maintenance Worker	NE	C13	Annual	48,755.20	51,188.80	53,747.20	56,430.40	59,259.20	62,212.80	65,332.80	66,976.00	68,660.80
			Monthly	4,062.93	4,265.73	4,478.93	4,702.53	4,938.27	5,184.40	5,444.40	5,581.33	5,721.73
			Hourly	23.4400	24.6100	25.8400	27.1300	28.4900	29.9100	31.4100	32.2000	33.0100
Financial Operations Division Manager	DMG	C33	Annual	135,574.40	142,355.20	149,468.80	156,936.00	164,777.60	173,014.40	181,667.20	186,201.60	190,860.80
			Monthly	11,297.87	11,862.93	12,455.73	13,078.00	13,731.47	14,417.87	15,138.93	15,516.80	15,905.07
			Hourly	65.1800	68.4400	71.8600	75.4500	79.2200	83.1800	87.3400	89.5200	91.7600
Financial Resources Division Manager	DMG	C33	Annual	135,574.40	142,355.20	149,468.80	156,936.00	164,777.60	173,014.40	181,667.20	186,201.60	190,860.80
			Monthly	11,297.87	11,862.93	12,455.73	13,078.00	13,731.47	14,417.87	15,138.93	15,516.80	15,905.07
			Hourly	65.1800	68.4400	71.8600	75.4500	79.2200	83.1800	87.3400	89.5200	91.7600
Fleet & Facilities Division Manager	DMG	C31	Annual	117,332.80	123,198.40	129,355.20	135,824.00	142,625.60	149,760.00	157,248.00	161,179.20	165,214.40
			Monthly	9,777.73	10,266.53	10,779.60	11,318.67	11,885.47	12,480.00	13,104.00	13,431.60	13,767.87
			Hourly	56.4100	59.2300	62.1900	65.3000	68.5700	72.0000	75.6000	77.4900	79.4300
Fleet & Facilities Maintenance Supervisor	PAM	C27	Annual	96,532.80	101,358.40	106,433.60	111,758.40	117,353.60	123,219.20	129,376.00	132,620.80	135,928.00
			Annual	8,044.40	8,446.53	8,869.47	9,313.20	9,779.47	10,268.27	10,781.33	11,051.73	11,327.33
			Hourly	46.4100	48.7300	51.1700	53.7300	56.4200	59.2400	62.2000	63.7600	65.3500
GIS Administrator	PAM	C29	Annual	106,412.80	111,737.60	117,332.80	123,198.40	129,355.20	135,824.00	142,625.60	146,182.40	149,843.20
			Monthly	8,867.73	9,311.47	9,777.73	10,266.53	10,779.60	11,318.67	11,885.47	12,181.87	12,486.93
			Hourly	51.1600	53.7200	56.4100	59.2300	62.1900	65.3000	68.5700	70.2800	72.0400
GIS Applications Analyst	PAM	C25	Annual	87,568.00	91,956.80	96,553.60	101,379.20	106,454.40	111,779.20	117,374.40	120,307.20	123,323.20
			Monthly	7,297.33	7,663.07	8,046.13	8,448.27	8,871.20	9,314.93	9,781.20	10,025.60	10,276.93
			Hourly	42.1000	44.2100	46.4200	48.7400	51.1800	53.7400	56.4300	57.8400	59.2900

**CITY OF MORENO VALLEY**  
**SALARY SCALE - CAREER POSITIONS**  
**EFFECTIVE 07/06/2024**

TITLE	GRP	GRADE										
			A	B	C	D	E	F	G	H	I	
				5.0%	5.0%	5.0%	5.0%	5.0%	5.0%	5.0%	2.5%	2.5%
GIS Specialist	NE	C21	Annual	72,051.20	75,649.60	79,435.20	83,408.00	87,588.80	91,977.60	96,574.40	98,987.20	101,462.40
			Monthly	6,004.27	6,304.13	6,619.60	6,950.67	7,299.07	7,664.80	8,047.87	8,248.93	8,455.20
			Hourly	34.6400	36.3700	38.1900	40.1000	42.1100	44.2200	46.4300	47.5900	48.7800
Grants Division Manager	DMG	C33	Annual	135,574.40	142,355.20	149,468.80	156,936.00	164,777.60	173,014.40	181,667.20	186,201.60	190,860.80
			Monthly	11,297.87	11,862.93	12,455.73	13,078.00	13,731.47	14,417.87	15,138.93	15,516.80	15,905.07
			Hourly	65.1800	68.4400	71.8600	75.4500	79.2200	83.1800	87.3400	89.5200	91.7600
Grants Program Manager	PAM	C27	Annual	96,532.80	101,358.40	106,433.60	111,758.40	117,353.60	123,219.20	129,376.00	132,620.80	135,928.00
			Monthly	8,044.40	8,446.53	8,869.47	9,313.20	9,779.47	10,268.27	10,781.33	11,051.73	11,327.33
			Hourly	46.4100	48.7300	51.1700	53.7300	56.4200	59.2400	62.2000	63.7600	65.3500
Human Resources Analyst	PAM	C24	Annual	83,387.20	87,547.20	91,915.20	96,512.00	101,337.60	106,412.80	111,737.60	114,524.80	117,395.20
			Monthly	6,948.93	7,295.60	7,659.60	8,042.67	8,444.80	8,867.73	9,311.47	9,543.73	9,782.93
			Hourly	40.0900	42.0900	44.1900	46.4000	48.7200	51.1600	53.7200	55.0600	56.4400
Human Resources Division Manager	DMG	C34	Annual	145,745.60	153,025.60	160,680.00	168,708.80	177,153.60	186,014.40	195,312.00	200,200.00	205,212.80
			Monthly	12,145.47	12,752.13	13,390.00	14,059.07	14,762.80	15,501.20	16,276.00	16,683.33	17,101.07
			Hourly	70.0700	73.5700	77.2500	81.1100	85.1700	89.4300	93.9000	96.2500	98.6600
Human Resources Technician	NE	C22	Annual	75,628.80	79,414.40	83,387.20	87,547.20	91,915.20	96,512.00	101,337.60	103,875.20	106,475.20
			Monthly	6,302.40	6,617.87	6,948.93	7,295.60	7,659.60	8,042.67	8,444.80	8,656.27	8,872.93
			Hourly	36.3600	38.1800	40.0900	42.0900	44.1900	46.4000	48.7200	49.9400	51.1900
Information Technology Technician	NE	C20	Annual	68,598.40	72,030.40	75,628.80	79,414.40	83,387.20	87,547.20	91,915.20	94,203.20	96,553.60
			Monthly	5,716.53	6,002.53	6,302.40	6,617.87	6,948.93	7,295.60	7,659.60	7,850.27	8,046.13
			Hourly	32.9800	34.6300	36.3600	38.1800	40.0900	42.0900	44.1900	45.2900	46.4200
Landscape Services Inspector	NE	C18	Annual	62,233.60	65,353.60	68,619.20	72,051.20	75,649.60	79,435.20	83,408.00	85,488.00	87,630.40
			Monthly	5,186.13	5,446.13	5,718.27	6,004.27	6,304.13	6,619.60	6,950.67	7,124.00	7,302.53
			Hourly	29.9200	31.4200	32.9900	34.6400	36.3700	38.1900	40.1000	41.1000	42.1300
Lead Facilities Maintenance Worker	NE	C18	Annual	62,233.60	65,353.60	68,619.20	72,051.20	75,649.60	79,435.20	83,408.00	85,488.00	87,630.40
			Monthly	5,186.13	5,446.13	5,718.27	6,004.27	6,304.13	6,619.60	6,950.67	7,124.00	7,302.53
			Hourly	29.9200	31.4200	32.9900	34.6400	36.3700	38.1900	40.1000	41.1000	42.1300
Lead Maintenance Worker	NE	C19	Annual	65,332.80	68,598.40	72,030.40	75,628.80	79,414.40	83,387.20	87,547.20	89,731.20	91,977.60
			Monthly	5,444.40	5,716.53	6,002.53	6,302.40	6,617.87	6,948.93	7,295.60	7,477.60	7,664.80
			Hourly	31.4100	32.9800	34.6300	36.3600	38.1800	40.0900	42.0900	43.1400	44.2200
Lead Parks Maintenance Worker	NE	C15	Annual	53,768.00	56,451.20	59,280.00	62,254.40	65,374.40	68,640.00	72,072.00	73,881.60	75,732.80
			Monthly	4,480.67	4,704.27	4,940.00	5,187.87	5,447.87	5,720.00	6,006.00	6,156.80	6,311.07
			Hourly	25.8500	27.1400	28.5000	29.9300	31.4300	33.0000	34.6500	35.5200	36.4100
Lead Traffic Sign/Marking Technician	NE	C18	Annual	62,233.60	65,353.60	68,619.20	72,051.20	75,649.60	79,435.20	83,408.00	85,488.00	87,630.40
			Monthly	5,186.13	5,446.13	5,718.27	6,004.27	6,304.13	6,619.60	6,950.67	7,124.00	7,302.53
			Hourly	29.9200	31.4200	32.9900	34.6400	36.3700	38.1900	40.1000	41.1000	42.1300
Lead Vehicle/Equipment Technician	NE	C19	Annual	65,332.80	68,598.40	72,030.40	75,628.80	79,414.40	83,387.20	87,547.20	89,731.20	91,977.60
			Monthly	5,444.40	5,716.53	6,002.53	6,302.40	6,617.87	6,948.93	7,295.60	7,477.60	7,664.80
			Hourly	31.4100	32.9800	34.6300	36.3600	38.1800	40.0900	42.0900	43.1400	44.2200
Maintenance & Operations Division Manager	DMG	C31	Annual	117,332.80	123,198.40	129,355.20	135,824.00	142,625.60	149,760.00	157,248.00	161,179.20	165,214.40
			Monthly	9,777.73	10,266.53	10,779.60	11,318.67	11,885.47	12,480.00	13,104.00	13,431.60	13,767.87
			Hourly	56.4100	59.2300	62.1900	65.3000	68.5700	72.0000	75.6000	77.4900	79.4300

**CITY OF MORENO VALLEY**  
**SALARY SCALE - CAREER POSITIONS**  
**EFFECTIVE 07/06/2024**

TITLE	GRP	GRADE										
			A	B	C	D	E	F	G	H	I	
				5.0%	5.0%	5.0%	5.0%	5.0%	5.0%	5.0%	2.5%	2.5%
Maintenance Worker I	NE	C12	Annual	46,446.40	48,776.00	51,209.60	53,768.00	56,451.20	59,280.00	62,254.40	63,814.40	65,416.00
			Monthly	3,870.53	4,064.67	4,267.47	4,480.67	4,704.27	4,940.00	5,187.87	5,317.87	5,451.33
			Hourly	22.3300	23.4500	24.6200	25.8500	27.1400	28.5000	29.9300	30.6800	31.4500
Maintenance Worker II	NE	C15	Annual	53,768.00	56,451.20	59,280.00	62,254.40	65,374.40	68,640.00	72,072.00	73,881.60	75,732.80
			Monthly	4,480.67	4,704.27	4,940.00	5,187.87	5,447.87	5,720.00	6,006.00	6,156.80	6,311.07
			Hourly	25.8500	27.1400	28.5000	29.9300	31.4300	33.0000	34.6500	35.5200	36.4100
Maintenance Worker/Work Release Coordinator	NE	C16	Annual	56,451.20	59,280.00	62,254.40	65,374.40	68,640.00	72,072.00	75,670.40	77,563.20	79,497.60
			Monthly	4,704.27	4,940.00	5,187.87	5,447.87	5,720.00	6,006.00	6,305.87	6,463.60	6,624.80
			Hourly	27.1400	28.5000	29.9300	31.4300	33.0000	34.6500	36.3800	37.2900	38.2200
Management Aide	NE	C18	Annual	62,233.60	65,353.60	68,619.20	72,051.20	75,649.60	79,435.20	83,408.00	85,488.00	87,630.40
			Monthly	5,186.13	5,446.13	5,718.27	6,004.27	6,304.13	6,619.60	6,950.67	7,124.00	7,302.53
			Hourly	29.9200	31.4200	32.9900	34.6400	36.3700	38.1900	40.1000	41.1000	42.1300
Management Analyst	PAM	C24	Annual	83,387.20	87,547.20	91,915.20	96,512.00	101,337.60	106,412.80	111,737.60	114,524.80	117,395.20
			Monthly	6,948.93	7,295.60	7,659.60	8,042.67	8,444.80	8,867.73	9,311.47	9,543.73	9,782.93
			Hourly	40.0900	42.0900	44.1900	46.4000	48.7200	51.1600	53.7200	55.0600	56.4400
Management Assistant	PAM	C22	Annual	75,628.80	79,414.40	83,387.20	87,547.20	91,915.20	96,512.00	101,337.60	103,875.20	106,475.20
			Monthly	6,302.40	6,617.87	6,948.93	7,295.60	7,659.60	8,042.67	8,444.80	8,656.27	8,872.93
			Hourly	36.3600	38.1800	40.0900	42.0900	44.1900	46.4000	48.7200	49.9400	51.1900
Media & Communications Division Manager	DMG	C33	Annual	135,574.40	142,355.20	149,468.80	156,936.00	164,777.60	173,014.40	181,667.20	186,201.60	190,860.80
			Monthly	11,297.87	11,862.93	12,455.73	13,078.00	13,731.47	14,417.87	15,138.93	15,516.80	15,905.07
			Hourly	65.1800	68.4400	71.8600	75.4500	79.2200	83.1800	87.3400	89.5200	91.7600
Network Administrator	PAM	C31	Annual	117,332.80	123,198.40	129,355.20	135,824.00	142,625.60	149,760.00	157,248.00	161,179.20	165,214.40
			Monthly	9,777.73	10,266.53	10,779.60	11,318.67	11,885.47	12,480.00	13,104.00	13,431.60	13,767.87
			Hourly	56.4100	59.2300	62.1900	65.3000	68.5700	72.0000	75.6000	77.4900	79.4300
Network & Systems Specialist	PAM	C24	Annual	83,387.20	87,547.20	91,915.20	96,512.00	101,337.60	106,412.80	111,737.60	114,524.80	117,395.20
			Monthly	6,948.93	7,295.60	7,659.60	8,042.67	8,444.80	8,867.73	9,311.47	9,543.73	9,782.93
			Hourly	40.0900	42.0900	44.1900	46.4000	48.7200	51.1600	53.7200	55.0600	56.4400
Paralegal	NE	C20	Annual	68,598.40	72,030.40	75,628.80	79,414.40	83,387.20	87,547.20	91,915.20	94,203.20	96,553.60
			Monthly	5,716.53	6,002.53	6,302.40	6,617.87	6,948.93	7,295.60	7,659.60	7,850.27	8,046.13
			Hourly	32.9800	34.6300	36.3600	38.1800	40.0900	42.0900	44.1900	45.2900	46.4200
Park Ranger	NE	C16	Annual	56,451.20	59,280.00	62,254.40	65,374.40	68,640.00	72,072.00	75,670.40	77,563.20	79,497.60
			Monthly	4,704.27	4,940.00	5,187.87	5,447.87	5,720.00	6,006.00	6,305.87	6,463.60	6,624.80
			Hourly	27.1400	28.5000	29.9300	31.4300	33.0000	34.6500	36.3800	37.2900	38.2200
Parking Control Officer	NE	C12	Annual	46,446.40	48,776.00	51,209.60	53,768.00	56,451.20	59,280.00	62,254.40	63,814.40	65,416.00
			Monthly	3,870.53	4,064.67	4,267.47	4,480.67	4,704.27	4,940.00	5,187.87	5,317.87	5,451.33
			Hourly	22.3300	23.4500	24.6200	25.8500	27.1400	28.5000	29.9300	30.6800	31.4500
Parks & Community Services Administration & Financial Services Division Manager	DMG	C30	Annual	111,758.40	117,353.60	123,219.20	129,376.00	135,844.80	142,646.40	149,780.80	153,524.80	157,372.80
			Monthly	9,313.20	9,779.47	10,268.27	10,781.33	11,320.40	11,887.20	12,481.73	12,793.73	13,114.40
			Hourly	53.7300	56.4200	59.2400	62.2000	65.3100	68.5800	72.0100	73.8100	75.6600
Parks & Landscape Services Division Manager	DMG	C31	Annual	117,332.80	123,198.40	129,355.20	135,824.00	142,625.60	149,760.00	157,248.00	161,179.20	165,214.40
			Monthly	9,777.73	10,266.53	10,779.60	11,318.67	11,885.47	12,480.00	13,104.00	13,431.60	13,767.87
			Hourly	56.4100	59.2300	62.1900	65.3000	68.5700	72.0000	75.6000	77.4900	79.4300

**CITY OF MORENO VALLEY**  
**SALARY SCALE - CAREER POSITIONS**  
**EFFECTIVE 07/06/2024**

TITLE	GRP	GRADE										
			A	B	C	D	E	F	G	H	I	
				5.0%	5.0%	5.0%	5.0%	5.0%	5.0%	5.0%	2.5%	2.5%
Parks Maintenance Supervisor	PAM	C25	Annual	87,568.00	91,956.80	96,553.60	101,379.20	106,454.40	111,779.20	117,374.40	120,307.20	123,323.20
			Monthly	7,297.33	7,663.07	8,046.13	8,448.27	8,871.20	9,314.93	9,781.20	10,025.60	10,276.93
			Hourly	42.1000	44.2100	46.4200	48.7400	51.1800	53.7400	56.4300	57.8400	59.2900
Parks Maintenance Worker	NE	C12	Annual	46,446.40	48,776.00	51,209.60	53,768.00	56,451.20	59,280.00	62,254.40	63,814.40	65,416.00
			Monthly	3,870.53	4,064.67	4,267.47	4,480.67	4,704.27	4,940.00	5,187.87	5,317.87	5,451.33
			Hourly	22.3300	23.4500	24.6200	25.8500	27.1400	28.5000	29.9300	30.6800	31.4500
Parks Project Manager	PAM	C25	Annual	87,568.00	91,956.80	96,553.60	101,379.20	106,454.40	111,779.20	117,374.40	120,307.20	123,323.20
			Monthly	7,297.33	7,663.07	8,046.13	8,448.27	8,871.20	9,314.93	9,781.20	10,025.60	10,276.93
			Hourly	42.1000	44.2100	46.4200	48.7400	51.1800	53.7400	56.4300	57.8400	59.2900
Payroll Supervisor	PAM	C26	Annual	91,936.00	96,532.80	101,358.40	106,433.60	111,758.40	117,353.60	123,219.20	126,297.60	129,459.20
			Monthly	7,661.33	8,044.40	8,446.53	8,869.47	9,313.20	9,779.47	10,268.27	10,524.80	10,788.27
			Hourly	44.2000	46.4100	48.7300	51.1700	53.7300	56.4200	59.2400	60.7200	62.2400
Permit Technician	NE	C18	Annual	62,233.60	65,353.60	68,619.20	72,051.20	75,649.60	79,435.20	83,408.00	85,488.00	87,630.40
			Monthly	5,186.13	5,446.13	5,718.27	6,004.27	6,304.13	6,619.60	6,950.67	7,124.00	7,302.53
			Hourly	29.9200	31.4200	32.9900	34.6400	36.3700	38.1900	40.1000	41.1000	42.1300
Planning Division Manager/Official	DMG	C34	Annual	145,745.60	153,025.60	160,680.00	168,708.80	177,153.60	186,014.40	195,312.00	200,200.00	205,212.80
			Monthly	12,145.47	12,752.13	13,390.00	14,059.07	14,762.80	15,501.20	16,276.00	16,683.33	17,101.07
			Hourly	70.0700	73.5700	77.2500	81.1100	85.1700	89.4300	93.9000	96.2500	98.6600
Principal Accountant	PAM	C28	Annual	101,358.40	106,433.60	111,758.40	117,353.60	123,219.20	129,376.00	135,844.80	139,235.20	142,708.80
			Monthly	8,446.53	8,869.47	9,313.20	9,779.47	10,268.27	10,781.33	11,320.40	11,602.93	11,892.40
			Hourly	48.7300	51.1700	53.7300	56.4200	59.2400	62.2000	65.3100	66.9400	68.6100
Principal Engineer	DMG	C33	Annual	135,574.40	142,355.20	149,468.80	156,936.00	164,777.60	173,014.40	181,667.20	186,201.60	190,860.80
			Monthly	11,297.87	11,862.93	12,455.73	13,078.00	13,731.47	14,417.87	15,138.93	15,516.80	15,905.07
			Hourly	65.1800	68.4400	71.8600	75.4500	79.2200	83.1800	87.3400	89.5200	91.7600
Principal Engineer/City Traffic Engineer	DMG	C33	Annual	135,574.40	142,355.20	149,468.80	156,936.00	164,777.60	173,014.40	181,667.20	186,201.60	190,860.80
			Monthly	11,297.87	11,862.93	12,455.73	13,078.00	13,731.47	14,417.87	15,138.93	15,516.80	15,905.07
			Hourly	65.1800	68.4400	71.8600	75.4500	79.2200	83.1800	87.3400	89.5200	91.7600
Principal Planner	PAM	C33	Annual	135,574.40	142,355.20	149,468.80	156,936.00	164,777.60	173,014.40	181,667.20	186,201.60	190,860.80
			Monthly	11,297.87	11,862.93	12,455.73	13,078.00	13,731.47	14,417.87	15,138.93	15,516.80	15,905.07
			Hourly	65.1800	68.4400	71.8600	75.4500	79.2200	83.1800	87.3400	89.5200	91.7600
Public Information/Intergovernmental Relations Officer	PAM	C28	Annual	101,358.40	106,433.60	111,758.40	117,353.60	123,219.20	129,376.00	135,844.80	139,235.20	142,708.80
			Monthly	8,446.53	8,869.47	9,313.20	9,779.47	10,268.27	10,781.33	11,320.40	11,602.93	11,892.40
			Hourly	48.7300	51.1700	53.7300	56.4200	59.2400	62.2000	65.3100	66.9400	68.6100
Public Safety Contracts Administrator	DMG	C30	Annual	111,758.40	117,353.60	123,219.20	129,376.00	135,844.80	142,646.40	149,780.80	153,524.80	157,372.80
			Monthly	9,313.20	9,779.47	10,268.27	10,781.33	11,320.40	11,887.20	12,481.73	12,793.73	13,114.40
			Hourly	53.7300	56.4200	59.2400	62.2000	65.3100	68.5800	72.0100	73.8100	75.6600
Purchasing Division Manager	DMG	C32	Annual	126,131.20	132,433.60	139,048.00	145,995.20	153,296.00	160,971.20	169,020.80	173,243.20	177,569.60
			Monthly	10,510.93	11,036.13	11,587.33	12,166.27	12,774.67	13,414.27	14,085.07	14,436.93	14,797.47
			Hourly	60.6400	63.6700	66.8500	70.1900	73.7000	77.3900	81.2600	83.2900	85.3700
Recycling Specialist	NE	C16	Annual	56,451.20	59,280.00	62,254.40	65,374.40	68,640.00	72,072.00	75,670.40	77,563.20	79,497.60
			Monthly	4,704.27	4,940.00	5,187.87	5,447.87	5,720.00	6,006.00	6,305.87	6,463.60	6,624.80
			Hourly	27.1400	28.5000	29.9300	31.4300	33.0000	34.6500	36.3800	37.2900	38.2200

**CITY OF MORENO VALLEY**  
**SALARY SCALE - CAREER POSITIONS**  
**EFFECTIVE 07/06/2024**

TITLE	GRP	GRADE										
			A	B	C	D	E	F	G	H	I	
				5.0%	5.0%	5.0%	5.0%	5.0%	5.0%	5.0%	2.5%	2.5%
Registered Veterinary Technician	NE	C16	Annual	56,451.20	59,280.00	62,254.40	65,374.40	68,640.00	72,072.00	75,670.40	77,563.20	79,497.60
			Monthly	4,704.27	4,940.00	5,187.87	5,447.87	5,720.00	6,006.00	6,305.87	6,463.60	6,624.80
			Hourly	27.1400	28.5000	29.9300	31.4300	33.0000	34.6500	36.3800	37.2900	38.2200
Resource Analyst	PAM	C27	Annual	96,532.80	101,358.40	106,433.60	111,758.40	117,353.60	123,219.20	129,376.00	132,620.80	135,928.00
			Monthly	8,044.40	8,446.53	8,869.47	9,313.20	9,779.47	10,268.27	10,781.33	11,051.73	11,327.33
			Hourly	46.4100	48.7300	51.1700	53.7300	56.4200	59.2400	62.2000	63.7600	65.3500
Security Guard	NE	C08	Annual	38,209.60	40,123.20	42,120.00	44,220.80	46,425.60	48,755.20	51,188.80	52,478.40	53,788.80
			Monthly	3,184.13	3,343.60	3,510.00	3,685.07	3,868.80	4,062.93	4,265.73	4,373.20	4,482.40
			Hourly	18.3700	19.2900	20.2500	21.2600	22.3200	23.4400	24.6100	25.2300	25.8600
Senior Accountant	PAM	C25	Annual	87,568.00	91,956.80	96,553.60	101,379.20	106,454.40	111,779.20	117,374.40	120,307.20	123,323.20
			Monthly	7,297.33	7,663.07	8,046.13	8,448.27	8,871.20	9,314.93	9,781.20	10,025.60	10,276.93
			Hourly	42.1000	44.2100	46.4200	48.7400	51.1800	53.7400	56.4300	57.8400	59.2900
Senior Administrative Assistant	NE	C17	Annual	59,280.00	62,254.40	65,374.40	68,640.00	72,072.00	75,670.40	79,456.00	81,452.80	83,491.20
			Monthly	4,940.00	5,187.87	5,447.87	5,720.00	6,006.00	6,305.87	6,621.33	6,787.73	6,957.60
			Hourly	28.5000	29.9300	31.4300	33.0000	34.6500	36.3800	38.2000	39.1600	40.1400
Senior Applications Analyst	PAM	C27	Annual	96,532.80	101,358.40	106,433.60	111,758.40	117,353.60	123,219.20	129,376.00	132,620.80	135,928.00
			Monthly	8,044.40	8,446.53	8,869.47	9,313.20	9,779.47	10,268.27	10,781.33	11,051.73	11,327.33
			Hourly	46.4100	48.7300	51.1700	53.7300	56.4200	59.2400	62.2000	63.7600	65.3500
Senior Building Inspector	PAM	C25	Annual	87,568.00	91,956.80	96,553.60	101,379.20	106,454.40	111,779.20	117,374.40	120,307.20	123,323.20
			Monthly	7,297.33	7,663.07	8,046.13	8,448.27	8,871.20	9,314.93	9,781.20	10,025.60	10,276.93
			Hourly	42.1000	44.2100	46.4200	48.7400	51.1800	53.7400	56.4300	57.8400	59.2900
Senior Community Enhancement Officer	PAM	C22	Annual	75,628.80	79,414.40	83,387.20	87,547.20	91,915.20	96,512.00	101,337.60	103,875.20	106,475.20
			Monthly	6,302.40	6,617.87	6,948.93	7,295.60	7,659.60	8,042.67	8,444.80	8,656.27	8,872.93
			Hourly	36.3600	38.1800	40.0900	42.0900	44.1900	46.4000	48.7200	49.9400	51.1900
Senior Construction Inspector	PAM	C23	Annual	79,435.20	83,408.00	87,588.80	91,977.60	96,574.40	101,400.00	106,475.20	109,137.60	111,862.40
			Monthly	6,619.60	6,950.67	7,299.07	7,664.80	8,047.87	8,450.00	8,872.93	9,094.80	9,321.87
			Hourly	38.1900	40.1000	42.1100	44.2200	46.4300	48.7500	51.1900	52.4700	53.7800
Senior Deputy City Clerk	DMG	C30	Annual	111,758.40	117,353.60	123,219.20	129,376.00	135,844.80	142,646.40	149,780.80	153,524.80	157,372.80
			Monthly	9,313.20	9,779.47	10,268.27	10,781.33	11,320.40	11,887.20	12,481.73	12,793.73	13,114.40
			Hourly	53.7300	56.4200	59.2400	62.2000	65.3100	68.5800	72.0100	73.8100	75.6600
Senior Electrical Engineer	PAM	C31	Annual	117,332.80	123,198.40	129,355.20	135,824.00	142,625.60	149,760.00	157,248.00	161,179.20	165,214.40
			Monthly	9,777.73	10,266.53	10,779.60	11,318.67	11,885.47	12,480.00	13,104.00	13,431.60	13,767.87
			Hourly	56.4100	59.2300	62.1900	65.3000	68.5700	72.0000	75.6000	77.4900	79.4300
Senior Engineer, P.E.	PAM	C31	Annual	117,332.80	123,198.40	129,355.20	135,824.00	142,625.60	149,760.00	157,248.00	161,179.20	165,214.40
			Monthly	9,777.73	10,266.53	10,779.60	11,318.67	11,885.47	12,480.00	13,104.00	13,431.60	13,767.87
			Hourly	56.4100	59.2300	62.1900	65.3000	68.5700	72.0000	75.6000	77.4900	79.4300
Senior Equipment Operator	NE	C18	Annual	62,233.60	65,353.60	68,619.20	72,051.20	75,649.60	79,435.20	83,408.00	85,488.00	87,630.40
			Monthly	5,186.13	5,446.13	5,718.27	6,004.27	6,304.13	6,619.60	6,950.67	7,124.00	7,302.53
			Hourly	29.9200	31.4200	32.9900	34.6400	36.3700	38.1900	40.1000	41.1000	42.1300
Senior Graphics Designer	NE	C19	Annual	65,332.80	68,598.40	72,030.40	75,628.80	79,414.40	83,387.20	87,547.20	89,731.20	91,977.60
			Monthly	5,444.40	5,716.53	6,002.53	6,302.40	6,617.87	6,948.93	7,295.60	7,477.60	7,664.80
			Hourly	31.4100	32.9800	34.6300	36.3600	38.1800	40.0900	42.0900	43.1400	44.2200



**CITY OF MORENO VALLEY**  
**SALARY SCALE - CAREER POSITIONS**  
**EFFECTIVE 07/06/2024**

TITLE	GRP	GRADE										
			A	B	C	D	E	F	G	H	I	
				5.0%	5.0%	5.0%	5.0%	5.0%	5.0%	5.0%	2.5%	2.5%
Senior Human Resources Analyst	PAM	C27	Annual	96,532.80	101,358.40	106,433.60	111,758.40	117,353.60	123,219.20	129,376.00	132,620.80	135,928.00
			Monthly	8,044.40	8,446.53	8,869.47	9,313.20	9,779.47	10,268.27	10,781.33	11,051.73	11,327.33
			Hourly	46.4100	48.7300	51.1700	53.7300	56.4200	59.2400	62.2000	63.7600	65.3500
Senior Landscape Services Inspector	PAM	C20	Annual	68,598.40	72,030.40	75,628.80	79,414.40	83,387.20	87,547.20	91,915.20	94,203.20	96,553.60
			Monthly	5,716.53	6,002.53	6,302.40	6,617.87	6,948.93	7,295.60	7,659.60	7,850.27	8,046.13
			Hourly	32.9800	34.6300	36.3600	38.1800	40.0900	42.0900	44.1900	45.2900	46.4200
Senior Management Analyst	PAM	C27	Annual	96,532.80	101,358.40	106,433.60	111,758.40	117,353.60	123,219.20	129,376.00	132,620.80	135,928.00
			Monthly	8,044.40	8,446.53	8,869.47	9,313.20	9,779.47	10,268.27	10,781.33	11,051.73	11,327.33
			Hourly	46.4100	48.7300	51.1700	53.7300	56.4200	59.2400	62.2000	63.7600	65.3500
Senior Office Assistant	NE	C13	Annual	48,755.20	51,188.80	53,747.20	56,430.40	59,259.20	62,212.80	65,332.80	66,976.00	68,660.80
			Monthly	4,062.93	4,265.73	4,478.93	4,702.53	4,938.27	5,184.40	5,444.40	5,581.33	5,721.73
			Hourly	23.4400	24.6100	25.8400	27.1300	28.4900	29.9100	31.4100	32.2000	33.0100
Senior Parking Control Officer	NE	C14	Annual	51,209.60	53,768.00	56,451.20	59,280.00	62,254.40	65,374.40	68,640.00	70,366.40	72,134.40
			Monthly	4,267.47	4,480.67	4,704.27	4,940.00	5,187.87	5,447.87	5,720.00	5,863.87	6,011.20
			Hourly	24.6200	25.8500	27.1400	28.5000	29.9300	31.4300	33.0000	33.8300	34.6800
Senior Parks Maintenance Technician	NE	C19	Annual	65,332.80	68,598.40	72,030.40	75,628.80	79,414.40	83,387.20	87,547.20	89,731.20	91,977.60
			Monthly	5,444.40	5,716.53	6,002.53	6,302.40	6,617.87	6,948.93	7,295.60	7,477.60	7,664.80
			Hourly	31.4100	32.9800	34.6300	36.3600	38.1800	40.0900	42.0900	43.1400	44.2200
Senior Payroll Technician	NE	C18	Annual	62,233.60	65,353.60	68,619.20	72,051.20	75,649.60	79,435.20	83,408.00	85,488.00	87,630.40
			Monthly	5,186.13	5,446.13	5,718.27	6,004.27	6,304.13	6,619.60	6,950.67	7,124.00	7,302.53
			Hourly	29.9200	31.4200	32.9900	34.6400	36.3700	38.1900	40.1000	41.1000	42.1300
Senior Permit Technician	NE	C20	Annual	68,598.40	72,030.40	75,628.80	79,414.40	83,387.20	87,547.20	91,915.20	94,203.20	96,553.60
			Monthly	5,716.53	6,002.53	6,302.40	6,617.87	6,948.93	7,295.60	7,659.60	7,850.27	8,046.13
			Hourly	32.9800	34.6300	36.3600	38.1800	40.0900	42.0900	44.1900	45.2900	46.4200
Senior Planner	PAM	C27	Annual	96,532.80	101,358.40	106,433.60	111,758.40	117,353.60	123,219.20	129,376.00	132,620.80	135,928.00
			Monthly	8,044.40	8,446.53	8,869.47	9,313.20	9,779.47	10,268.27	10,781.33	11,051.73	11,327.33
			Hourly	46.4100	48.7300	51.1700	53.7300	56.4200	59.2400	62.2000	63.7600	65.3500
Senior Risk Analyst	PAM	C27	Annual	96,532.80	101,358.40	106,433.60	111,758.40	117,353.60	123,219.20	129,376.00	132,620.80	135,928.00
			Monthly	8,044.40	8,446.53	8,869.47	9,313.20	9,779.47	10,268.27	10,781.33	11,051.73	11,327.33
			Hourly	46.4100	48.7300	51.1700	53.7300	56.4200	59.2400	62.2000	63.7600	65.3500
Senior Telecommunications Technician	NE	C22	Annual	75,628.80	79,414.40	83,387.20	87,547.20	91,915.20	96,512.00	101,337.60	103,875.20	106,475.20
			Monthly	6,302.40	6,617.87	6,948.93	7,295.60	7,659.60	8,042.67	8,444.80	8,656.27	8,872.93
			Hourly	36.3600	38.1800	40.0900	42.0900	44.1900	46.4000	48.7200	49.9400	51.1900
Senior Traffic Signal Technician	PAM	C23	Annual	79,435.20	83,408.00	87,588.80	91,977.60	96,574.40	101,400.00	106,475.20	109,137.60	111,862.40
			Monthly	6,619.60	6,950.67	7,299.07	7,664.80	8,047.87	8,450.00	8,872.93	9,094.80	9,321.87
			Hourly	38.1900	40.1000	42.1100	44.2200	46.4300	48.7500	51.1900	52.4700	53.7800
Special Districts Division Manager	DMG	C34	Annual	145,745.60	153,025.60	160,680.00	168,708.80	177,153.60	186,014.40	195,312.00	200,200.00	205,212.80
			Monthly	12,145.47	12,752.13	13,390.00	14,059.07	14,762.80	15,501.20	16,276.00	16,683.33	17,101.07
			Hourly	70.0700	73.5700	77.2500	81.1100	85.1700	89.4300	93.9000	96.2500	98.6600
Special Events & Facilities Division Manager	DMG	C30	Annual	111,758.40	117,353.60	123,219.20	129,376.00	135,844.80	142,646.40	149,780.80	153,524.80	157,372.80
			Monthly	9,313.20	9,779.47	10,268.27	10,781.33	11,320.40	11,887.20	12,481.73	12,793.73	13,114.40
			Hourly	53.7300	56.4200	59.2400	62.2000	65.3100	68.5800	72.0100	73.8100	75.6600

**CITY OF MORENO VALLEY**  
**SALARY SCALE - CAREER POSITIONS**  
**EFFECTIVE 07/06/2024**

TITLE	GRP	GRADE										
			A	B	C	D	E	F	G	H	I	
				5.0%	5.0%	5.0%	5.0%	5.0%	5.0%	5.0%	2.5%	2.5%
Storekeeper	NE	C14	Annual	51,209.60	53,768.00	56,451.20	59,280.00	62,254.40	65,374.40	68,640.00	70,366.40	72,134.40
			Monthly	4,267.47	4,480.67	4,704.27	4,940.00	5,187.87	5,447.87	5,720.00	5,863.87	6,011.20
			Hourly	24.6200	25.8500	27.1400	28.5000	29.9300	31.4300	33.0000	33.8300	34.6800
Strategic Initiatives Manager	DMG	C34	Annual	145,745.60	153,025.60	160,680.00	168,708.80	177,153.60	186,014.40	195,312.00	200,200.00	205,212.80
			Monthly	12,145.47	12,752.13	13,390.00	14,059.07	14,762.80	15,501.20	16,276.00	16,683.33	17,101.07
			Hourly	70.0700	73.5700	77.2500	81.1100	85.1700	89.4300	93.9000	96.2500	98.6600
Street Maintenance Supervisor	PAM	C25	Annual	87,568.00	91,956.80	96,553.60	101,379.20	106,454.40	111,779.20	117,374.40	120,307.20	123,323.20
			Monthly	7,297.33	7,663.07	8,046.13	8,448.27	8,871.20	9,314.93	9,781.20	10,025.60	10,276.93
			Hourly	42.1000	44.2100	46.4200	48.7400	51.1800	53.7400	56.4300	57.8400	59.2900
Telecommunications Engineer/Administrator	PAM	C29	Annual	106,412.80	111,737.60	117,332.80	123,198.40	129,355.20	135,824.00	142,625.60	146,182.40	149,843.20
			Monthly	8,867.73	9,311.47	9,777.73	10,266.53	10,779.60	11,318.67	11,885.47	12,181.87	12,486.93
			Hourly	51.1600	53.7200	56.4100	59.2300	62.1900	65.3000	68.5700	70.2800	72.0400
Telecommunications Technician	NE	C20	Annual	68,598.40	72,030.40	75,628.80	79,414.40	83,387.20	87,547.20	91,915.20	94,203.20	96,553.60
			Monthly	5,716.53	6,002.53	6,302.40	6,617.87	6,948.93	7,295.60	7,659.60	7,850.27	8,046.13
			Hourly	32.9800	34.6300	36.3600	38.1800	40.0900	42.0900	44.1900	45.2900	46.4200
Traffic Operations Supervisor	PAM	C26	Annual	91,936.00	96,532.80	101,358.40	106,433.60	111,758.40	117,353.60	123,219.20	126,297.60	129,459.20
			Monthly	7,661.33	8,044.40	8,446.53	8,869.47	9,313.20	9,779.47	10,268.27	10,524.80	10,788.27
			Hourly	44.2000	46.4100	48.7300	51.1700	53.7300	56.4200	59.2400	60.7200	62.2400
Traffic Signal Technician	NE	C22	Annual	75,628.80	79,414.40	83,387.20	87,547.20	91,915.20	96,512.00	101,337.60	103,875.20	106,475.20
			Monthly	6,302.40	6,617.87	6,948.93	7,295.60	7,659.60	8,042.67	8,444.80	8,656.27	8,872.93
			Hourly	36.3600	38.1800	40.0900	42.0900	44.1900	46.4000	48.7200	49.9400	51.1900
Traffic Sign/Marking Technician I	NE	C13	Annual	48,755.20	51,188.80	53,747.20	56,430.40	59,259.20	62,212.80	65,332.80	66,976.00	68,660.80
			Monthly	4,062.93	4,265.73	4,478.93	4,702.53	4,938.27	5,184.40	5,444.40	5,581.33	5,721.73
			Hourly	23.4400	24.6100	25.8400	27.1300	28.4900	29.9100	31.4100	32.2000	33.0100
Traffic Sign/Marking Technician II	NE	C15	Annual	53,768.00	56,451.20	59,280.00	62,254.40	65,374.40	68,640.00	72,072.00	73,881.60	75,732.80
			Monthly	4,480.67	4,704.27	4,940.00	5,187.87	5,447.87	5,720.00	6,006.00	6,156.80	6,311.07
			Hourly	25.8500	27.1400	28.5000	29.9300	31.4300	33.0000	34.6500	35.5200	36.4100
Utility Finance Manager	PAM	C28	Annual	101,358.40	106,433.60	111,758.40	117,353.60	123,219.20	129,376.00	135,844.80	139,235.20	142,708.80
			Monthly	8,446.53	8,869.47	9,313.20	9,779.47	10,268.27	10,781.33	11,320.40	11,602.93	11,892.40
			Hourly	48.7300	51.1700	53.7300	56.4200	59.2400	62.2000	65.3100	66.9400	68.6100
Vehicle/Equipment Technician	NE	C17	Annual	59,280.00	62,254.40	65,374.40	68,640.00	72,072.00	75,670.40	79,456.00	81,452.80	83,491.20
			Monthly	4,940.00	5,187.87	5,447.87	5,720.00	6,006.00	6,305.87	6,621.33	6,787.73	6,957.60
			Hourly	28.5000	29.9300	31.4300	33.0000	34.6500	36.3800	38.2000	39.1600	40.1400

RESOLUTION NO. SA 2023-XX

A RESOLUTION OF THE SUCCESSOR AGENCY (SA) TO THE COMMUNITY REDEVELOPMENT AGENCY OF THE CITY OF MORENO VALLEY, CALIFORNIA, ADOPTING THE REVISED OPERATING AND CAPITAL BUDGETS FOR FISCAL YEAR 2022/23

WHEREAS, the Mayor and City Council of the City of Moreno Valley as Successor Agency to the Community Redevelopment Agency of the City of Moreno Valley approved the Operating and Capital Budgets for the City for Fiscal Year 2022/23, a copy of which, as may have been amended by the Successor Agency to the Community Redevelopment Agency of the City of Moreno Valley, is on file in the Office of the City Clerk and is available for public inspection; and

WHEREAS, the Mayor and City Council of the City of Moreno Valley as Successor Agency to the Community Redevelopment Agency of the City of Moreno Valley approves amendments to the budgets throughout the fiscal year and such prior amendments are reflected within the current amended budget and further ratified as part of the adoption of the quarterly budget amendments; and

WHEREAS, the City Manager has heretofore submitted to the Mayor and City Council of the City of Moreno Valley as Successor Agency to the Community Redevelopment Agency of the City of Moreno Valley proposed amendments to the Operating and Capital Budgets for the Agency for Fiscal Year 2022/23, a copy of which, as may have been amended by the Successor Agency to the Community Redevelopment Agency of the City of Moreno Valley, is on file in the Office of the City Clerk and is available for public inspection; and

WHEREAS, the said proposed amendments to the Operating and Capital Budgets contain estimates of the services, activities and projects comprising the budget, and contain expenditure requirements and the resources available to the Successor Agency; and

WHEREAS, the said proposed amendments to the Operating and Capital Budgets contain the estimates of uses of fund balance as required to stabilize the delivery of Successor Agency to the Community Redevelopment Agency of the City of Moreno Valley services during periods of operational deficits; and

WHEREAS, the Mayor and City Council have made such revisions to the proposed amended Operating and Capital Budgets as so desired; and

WHEREAS, the amended Operating and Capital Budgets, as herein approved, will enable the Successor Agency to the Community Redevelopment Agency of the City of Moreno Valley to make adequate financial plans and will ensure that City officers can administer their respective functions in accordance with such plans.

NOW, THEREFORE, THE SUCCESSOR AGENCY TO THE COMMUNITY REDEVELOPMENT AGENCY OF THE CITY OF MORENO VALLEY, CALIFORNIA, DOES HEREBY RESOLVE AS FOLLOWS:

1. The proposed amendments to the Operating and Capital Budgets, attached as Attachment 1 and as on file in the Office of the City Clerk, and as may have been amended by the Successor Agency to the Community Redevelopment Agency of the City of Moreno Valley, is hereby approved and adopted as the annual Operating and Capital Budgets of the Moreno Valley Successor Agency to the Community Redevelopment Agency of the City of Moreno Valley for Fiscal Year 2022/23.
2. The Proposed Amendments to the City Position Summary, included as Exhibit A to this Resolution, and on file in the Office of the City Clerk, and as may have been amended by the Successor Agency to the Community Redevelopment Agency of the City of Moreno Valley, is hereby adopted as part of the Approved City Position Summary of the City of Moreno Valley for Fiscal Year 2023/24 and 2024/25.
3. The Proposed Amendments to the Career Positions Salary Schedule, included as Exhibit B to this Resolution, and on file in the Office of the City Clerk, and as may have been amended by the Successor Agency to the Community Redevelopment Agency of the City of Moreno Valley, is hereby adopted as part of the Approved Career Positions Salary Schedule of the City of Moreno Valley for Fiscal Year 2023/24 and 2024/25.
4. The amounts of proposed expenditures, which include the uses of fund balance specified in the approved budget, are hereby appropriated for the various budget programs and units for said fiscal year.
5. Within fifteen (15) days after the adoption of this Resolution, the City Clerk shall certify to the adoption hereof and, as so certified, cause a copy to be posted in at least three (3) public places within the City.

BE IT FURTHER RESOLVED that this Resolution shall take effect immediately upon its adoption.

APPROVED AND ADOPTED this 20th day of June, 2023.

---

Mayor of the City of Moreno Valley

ATTEST:

---

City Clerk

APPROVED AS TO FORM:

---

City Attorney

**RESOLUTION JURAT**

STATE OF CALIFORNIA     )  
COUNTY OF RIVERSIDE    ) ss.  
CITY OF MORENO VALLEY )

I, Jane Halstead, City Clerk of the City of Moreno Valley, California do hereby certify that Resolution No. SA 2023-XX was duly and regularly adopted by the City Council of the City of Moreno Valley at a regular meeting held on the 20th day of June, 2023, by the following vote:

AYES:

NOES:

ABSENT:

ABSTAIN:

(Council Members, Mayor Pro Tem and Mayor)

---

SECRETARY

(SEAL)

City of Moreno Valley  
FY 2023/24 - 2024/25  
City Position Summary

Position Title	FY	FY	FY	FY	FY
	2022/23	2023/24	2023/24	2024/25	2024/25
	No.	Adj.	No.	Adj.	No.
Accountant I	1	-	1	-	1
Accountant II	1	-	1	-	1
Accounting Assistant	3	(1)	2	-	2
Accounting Technician	1	-	1	-	1
Accounts Payable Supervisor	1	-	1	-	1
Administrative Assistant	7	3	10	-	10
Animal Care Technician	5	-	5	-	5
Animal Care Technician Supervisor	1	-	1	-	1
Animal Control Officer	6	-	6	-	6
Animal Rescue Coordinator	1	-	1	-	1
Animal Services Assistant	4	-	4	-	4
Animal Services Dispatcher	1	-	1	-	1
Animal Services Division Manager	1	-	1	-	1
Animal Services Field Supervisor	1	-	1	-	1
Animal Services License Inspector	1	-	1	-	1
Animal Services Office Supervisor	1	-	1	-	1
Applications & Database Administrator	1	-	1	-	1
Applications Analyst	1	1	2	-	2
Assistant City Manager (Administration)	1	-	1	-	1
Assistant City Manager (Development)	1	-	1	-	1
Assistant to the City Manager	1	-	1	-	1
Assistant Crossing Guard Supervisor	1	-	1	-	1
Assistant Engineer	2	-	2	-	2
Assistant Network Administrator	1	-	1	-	1
Associate Engineer I	2	-	2	-	2
Associate Engineer II	3	-	3	-	3
Associate Planner	4	-	4	-	4
Audio Visual Technician	2	-	2	-	2
Banquet Facility Representative	1	-	1	-	1
Building Division Manager/Official	1	-	1	-	1
Building Inspector II	4	(1)	3	-	3
Building Safety Supervisor	1	-	1	-	1
Business License Liaison	1	-	1	-	1
Chief Financial Officer	-	1	1	-	1
Child Care Assistant	4	-	4	-	4
Child Care Instructor II	4	-	4	-	4
Child Care Program Manager	1	-	1	-	1
Child Care Site Supervisor	4	-	4	-	4
City Clerk	1	-	1	-	1
City Manager	1	-	1	-	1
Community Development Director	1	-	1	-	1
Community Enhancement Division Manager	1	-	1	-	1
Community Enhancement Officer I	6	-	6	-	6
Community Enhancement Officer II	3	-	3	-	3
Community Enhancement Supervisor	1	-	1	-	1
Community Services Assistant Coordinator	4	-	4	-	4
Community Services Coordinator	4	-	4	-	4
Community Services Division Manager	1	-	1	-	1
Community Services Supervisor	4	-	4	-	4
Construction Inspector	2	-	2	-	2
Construction Inspector Supervisor	1	-	1	-	1
Crossing Guard	35	-	35	-	35
Crossing Guard Supervisor	1	-	1	-	1
Customer Service Manager	1	-	1	-	1
Deputy City Clerk	1	-	1	-	1

City of Moreno Valley  
FY 2023/24 - 2024/25  
City Position Summary

Position Title	FY	FY	FY	FY	FY
	2022/23	2023/24	2023/24	2024/25	2024/25
	No.	Adj.	No.	Adj.	No.
Deputy City Manager	1	-	1	-	1
Deputy Compliance Director	-	1	1	-	1
Deputy Finance Director	1	-	1	-	1
Economic Development Division Manager	2	-	2	-	2
Economic Development & Housing Director	-	1	1	-	1
Electric Utility Chief Engineer	1	-	1	-	1
Electric Utility Division Manager	1	-	1	-	1
Electric Utility Program Coordinator	1	-	1	-	1
Emergency Management & Volunteer Services Program Manager	1	-	1	-	1
Emergency Management & Volunteer Services Program Specialist	1	-	1	-	1
Engineering Division Manager/Assistant City Engineer	1	-	1	-	1
Enterprise Systems Administrator	1	-	1	-	1
Equipment Operator	6	-	6	-	6
Executive Assistant I	5	-	5	-	5
Executive Assistant to Mayor/City Council	1	-	1	-	1
Facilities Maintenance Mechanic	1	-	1	-	1
Facilities Maintenance Worker	3	-	3	-	3
Financial Operations Division Manager	1	-	1	-	1
Financial Resources Division Manager	1	-	1	-	1
Fleet & Facilities Division Manager	1	-	1	-	1
Fleet & Facilities Maintenance Supervisor	1	-	1	-	1
GIS Administrator	1	-	1	-	1
GIS Applications Analyst	1	-	1	-	1
GIS Specialist	1	-	1	-	1
Grants Division Manager	1	-	1	-	1
Grants Program Manager	1	-	1	-	1
Human Resources Analyst	1	-	1	-	1
Human Resources Director	-	1	1	-	1
Human Resources Division Manager	1	-	1	-	1
Human Resources Technician	-	2	2	-	2
Information Technology Technician	2	-	2	-	2
Landscape Services Inspector	2	-	2	-	2
Lead Facilities Maintenance Worker	1	-	1	-	1
Lead Maintenance Worker	4	-	4	-	4
Lead Parks Maintenance Worker	7	-	7	-	7
Lead Traffic Sign/Marking Technician	2	-	2	-	2
Lead Vehicle/Equipment Technician	1	-	1	-	1
Maintenance & Operations Division Manager	1	-	1	-	1
Maintenance Worker I/II	27	-	27	-	27
Maintenance Worker/Work Release Coordinator	1	-	1	-	1
Management Aide	7	-	7	-	7
Management Analyst	8	(1)	7	-	7
Management Assistant	10	2	12	-	12
Media & Communications Division Manager	1	-	1	-	1
Network Administrator	1	-	1	-	1
Network & Systems Specialist	1	-	1	-	1
Paralegal	1	-	1	-	1
Park Ranger	4	-	4	-	4
Parking Control Officer	2	-	2	-	2
Parks & Community Services Administration & Financial Services Division Manager	-	1	1	-	1
Parks & Community Services Director	1	-	1	-	1
Parks & Landscape Services Division Manager	1	-	1	-	1
Parks Maintenance Supervisor	2	-	2	-	2
Parks Maintenance Worker	18	-	18	-	18
Parks Project Manager	1	-	1	-	1



City of Moreno Valley  
FY 2023/24 - 2024/25  
City Position Summary

Position Title	FY	FY	FY	FY	FY
	2022/23	2023/24	2023/24	2024/25	2024/25
	No.	Adj.	No.	Adj.	No.
Payroll Supervisor	1	-	1	-	1
Permit Technician	4	-	4	-	4
Planning Division Manager/Official	1	-	1	-	1
Principal Accountant	1	-	1	-	1
Principal Engineer	2	-	2	-	2
Principal Engineer/City Traffic Engineer	1	-	1	-	1
Principal Planner	1	-	1	-	1
Public Information/Intergovernmental Relations Officer	1	-	1	-	1
Public Safety Contracts Administrator	1	-	1	-	1
Purchasing Division Manager	1	-	1	-	1
Public Works Director/City Engineer	1	-	1	-	1
Recycling Specialist	1	1	2	-	2
Registered Veterinary Technician	1	-	1	-	1
Resource Analyst	1	-	1	-	1
Security Guard	2	-	2	-	2
Senior Accountant	4	-	4	-	4
Senior Administrative Assistant	13	(1)	12	-	12
Senior Applications Analyst	1	1	2	-	2
Senior Building Inspector	-	1	1	-	1
Senior Community Enhancement Officer	2	-	2	-	2
Senior Construction Inspector	2	-	2	-	2
Senior Deputy City Clerk	1	-	1	-	1
Senior Electrical Engineer	1	-	1	-	1
Senior Engineer, P.E.	5	-	5	-	5
Senior Equipment Operator	1	-	1	-	1
Senior Graphics Designer	1	-	1	-	1
Senior Human Resources Analyst	1	-	1	-	1
Senior Landscape Services Inspector	1	-	1	-	1
Senior Management Analyst	13	2	15	-	15
Senior Office Assistant	3	-	3	-	3
Senior Parking Control Officer	1	-	1	-	1
Senior Parks Maintenance Technician	2	-	2	-	2
Senior Payroll Technician	1	-	1	-	1
Senior Permit Technician	3	-	3	-	3
Senior Planner	1	-	1	-	1
Senior Risk Analyst	-	1	1	-	1
Senior Telecommunications Technician	1	-	1	-	1
Senior Traffic Signal Technician	1	-	1	-	1
Special Districts Division Manager	1	-	1	-	1
Special Events & Facilities Division Manager	1	-	1	-	1
Storekeeper	1	1	2	-	2
Strategic Initiatives Manager	1	-	1	-	1
Street Maintenance Supervisor	2	-	2	-	2
Telecommunications Engineer/Administrator	1	-	1	-	1
Telecommunications Technician	1	-	1	-	1
Traffic Operations Supervisor	1	-	1	-	1
Traffic Signal Technician	2	-	2	-	2
Traffic Sign/Marking Technician I	1	-	1	-	1
Traffic Sign/Marking Technician II	2	-	2	-	2
Utility Finance Manager	1	-	1	-	1
Vehicle/Equipment Technician	3	-	3	-	3
<b>Total</b>	<b>386</b>	<b>16</b>	<b>402</b>	<b>-</b>	<b>402</b>

Note: Excludes City Council Members, Planning Commissioners and temporary positions.

Per Municipal Code 2.18.010, the Planning Commission shall consist of seven members who shall receive such compensation as may be established from time to time by resolution of the City Council.

**CITY OF MORENO VALLEY**  
**SALARY SCALE - CAREER POSITIONS**  
**EFFECTIVE 07/08/2023**

TITLE	GRP	GRADE										
			A	B	C	D	E	F	G	H	I	
				5.0%	5.0%	5.0%	5.0%	5.0%	5.0%	2.5%	2.5%	
Accountant I	NE	C22	Annual	71,344.00	74,921.60	78,665.60	82,596.80	86,736.00	91,083.20	95,638.40	98,030.40	100,484.80
			Monthly	5,945.33	6,243.47	6,555.47	6,883.07	7,228.00	7,590.27	7,969.87	8,169.20	8,373.73
			Hourly	34.3000	36.0200	37.8200	39.7100	41.7000	43.7900	45.9800	47.1300	48.3100
Accountant II	PAM	C24	Annual	78,665.60	82,596.80	86,736.00	91,083.20	95,638.40	100,422.40	105,435.20	108,076.80	110,780.80
			Monthly	6,555.47	6,883.07	7,228.00	7,590.27	7,969.87	8,368.53	8,786.27	9,006.40	9,231.73
			Hourly	37.8200	39.7100	41.7000	43.7900	45.9800	48.2800	50.6900	51.9600	53.2600
Accounting Assistant	NE	C14	Annual	48,297.60	50,710.40	53,248.00	55,910.40	58,697.60	61,630.40	64,708.80	66,331.20	67,995.20
			Monthly	4,024.80	4,225.87	4,437.33	4,659.20	4,891.47	5,135.87	5,392.40	5,527.60	5,666.27
			Hourly	23.2200	24.3800	25.6000	26.8800	28.2200	29.6300	31.1100	31.8900	32.6900
Accounting Technician	NE	C17	Annual	55,910.40	58,697.60	61,630.40	64,708.80	67,953.60	71,344.00	74,921.60	76,793.60	78,707.20
			Monthly	4,659.20	4,891.47	5,135.87	5,392.40	5,662.80	5,945.33	6,243.47	6,399.47	6,558.93
			Hourly	26.8800	28.2200	29.6300	31.1100	32.6700	34.3000	36.0200	36.9200	37.8400
Accounts Payable Supervisor	NE	C22	Annual	71,344.00	74,921.60	78,665.60	82,596.80	86,736.00	91,083.20	95,638.40	98,030.40	100,484.80
			Monthly	5,945.33	6,243.47	6,555.47	6,883.07	7,228.00	7,590.27	7,969.87	8,169.20	8,373.73
			Hourly	34.3000	36.0200	37.8200	39.7100	41.7000	43.7900	45.9800	47.1300	48.3100
Administrative Assistant	NE	C16	Annual	53,248.00	55,910.40	58,697.60	61,630.40	64,708.80	67,953.60	71,344.00	73,132.80	74,963.20
			Monthly	4,437.33	4,659.20	4,891.47	5,135.87	5,392.40	5,662.80	5,945.33	6,094.40	6,246.93
			Hourly	25.6000	26.8800	28.2200	29.6300	31.1100	32.6700	34.3000	35.1600	36.0400
Animal Care Technician	NE	C11	Annual	41,724.80	43,804.80	45,988.80	48,297.60	50,710.40	53,248.00	55,910.40	57,304.00	58,739.20
			Monthly	3,477.07	3,650.40	3,832.40	4,024.80	4,225.87	4,437.33	4,659.20	4,775.33	4,894.93
			Hourly	20.0600	21.0600	22.1100	23.2200	24.3800	25.6000	26.8800	27.5500	28.2400
Animal Care Technician Supervisor	PAM	C21	Annual	67,953.60	71,344.00	74,921.60	78,665.60	82,596.80	86,736.00	91,083.20	93,350.40	95,680.00
			Monthly	5,662.80	5,945.33	6,243.47	6,555.47	6,883.07	7,228.00	7,590.27	7,779.20	7,973.33
			Hourly	32.6700	34.3000	36.0200	37.8200	39.7100	41.7000	43.7900	44.8800	46.0000
Animal Control Officer	NE	C15	Annual	50,710.40	53,248.00	55,910.40	58,697.60	61,630.40	64,708.80	67,953.60	69,659.20	71,406.40
			Monthly	4,225.87	4,437.33	4,659.20	4,891.47	5,135.87	5,392.40	5,662.80	5,804.93	5,950.53
			Hourly	24.3800	25.6000	26.8800	28.2200	29.6300	31.1100	32.6700	33.4900	34.3300
Animal Rescue Coordinator	NE	C11	Annual	41,724.80	43,804.80	45,988.80	48,297.60	50,710.40	53,248.00	55,910.40	57,304.00	58,739.20
			Monthly	3,477.07	3,650.40	3,832.40	4,024.80	4,225.87	4,437.33	4,659.20	4,775.33	4,894.93
			Hourly	20.0600	21.0600	22.1100	23.2200	24.3800	25.6000	26.8800	27.5500	28.2400
Animal Services Assistant	NE	C10	Annual	39,728.00	41,724.80	43,804.80	45,988.80	48,297.60	50,710.40	53,248.00	54,579.20	55,952.00
			Monthly	3,310.67	3,477.07	3,650.40	3,832.40	4,024.80	4,225.87	4,437.33	4,548.27	4,662.67
			Hourly	19.1000	20.0600	21.0600	22.1100	23.2200	24.3800	25.6000	26.2400	26.9000
Animal Services Dispatcher	NE	C10	Annual	39,728.00	41,724.80	43,804.80	45,988.80	48,297.60	50,710.40	53,248.00	54,579.20	55,952.00
			Monthly	3,310.67	3,477.07	3,650.40	3,832.40	4,024.80	4,225.87	4,437.33	4,548.27	4,662.67
			Hourly	19.1000	20.0600	21.0600	22.1100	23.2200	24.3800	25.6000	26.2400	26.9000
Animal Services Division Manager	DMG	C30	Annual	105,414.40	110,676.80	116,209.60	122,012.80	128,107.20	134,513.60	141,232.00	144,768.00	148,387.20
			Monthly	8,784.53	9,223.07	9,684.13	10,167.73	10,675.60	11,209.47	11,769.33	12,064.00	12,365.60
			Hourly	50.6800	53.2100	55.8700	58.6600	61.5900	64.6700	67.9000	69.6000	71.3400
Animal Services Field Supervisor	PAM	C22	Annual	71,344.00	74,921.60	78,665.60	82,596.80	86,736.00	91,083.20	95,638.40	98,030.40	100,484.80
			Monthly	5,945.33	6,243.47	6,555.47	6,883.07	7,228.00	7,590.27	7,969.87	8,169.20	8,373.73
			Hourly	34.3000	36.0200	37.8200	39.7100	41.7000	43.7900	45.9800	47.1300	48.3100

**CITY OF MORENO VALLEY**  
**SALARY SCALE - CAREER POSITIONS**  
**EFFECTIVE 07/08/2023**

TITLE	GRP	GRADE										
			A	B	C	D	E	F	G	H	I	
				5.0%	5.0%	5.0%	5.0%	5.0%	5.0%	2.5%	2.5%	
Animal Services License Inspector	NE	C11	Annual	41,724.80	43,804.80	45,988.80	48,297.60	50,710.40	53,248.00	55,910.40	57,304.00	58,739.20
			Monthly	3,477.07	3,650.40	3,832.40	4,024.80	4,225.87	4,437.33	4,659.20	4,775.33	4,894.93
			Hourly	20.0600	21.0600	22.1100	23.2200	24.3800	25.6000	26.8800	27.5500	28.2400
Animal Services Office Supervisor	PAM	C21	Annual	67,953.60	71,344.00	74,921.60	78,665.60	82,596.80	86,736.00	91,083.20	93,350.40	95,680.00
			Monthly	5,662.80	5,945.33	6,243.47	6,555.47	6,883.07	7,228.00	7,590.27	7,779.20	7,973.33
			Hourly	32.6700	34.3000	36.0200	37.8200	39.7100	41.7000	43.7900	44.8800	46.0000
Applications & Database Administrator	PAM	C29	Annual	100,380.80	105,393.60	110,656.00	116,188.80	121,992.00	128,086.40	134,492.80	137,862.40	141,315.20
			Monthly	8,365.07	8,782.80	9,221.33	9,682.40	10,166.00	10,673.87	11,207.73	11,488.53	11,776.27
			Hourly	48.2600	50.6700	53.2000	55.8600	58.6500	61.5800	64.6600	66.2800	67.9400
Applications Analyst	PAM	C25	Annual	82,596.80	86,736.00	91,083.20	95,638.40	100,422.40	105,435.20	110,697.60	113,464.00	116,292.80
			Monthly	6,883.07	7,228.00	7,590.27	7,969.87	8,368.53	8,786.27	9,224.80	9,455.33	9,691.07
			Hourly	39.7100	41.7000	43.7900	45.9800	48.2800	50.6900	53.2200	54.5500	55.9100
Assistant to the City Manager	PAM	C24	Annual	78,665.60	82,596.80	86,736.00	91,083.20	95,638.40	100,422.40	105,435.20	108,076.80	110,780.80
			Monthly	6,555.47	6,883.07	7,228.00	7,590.27	7,969.87	8,368.53	8,786.27	9,006.40	9,231.73
			Hourly	37.8200	39.7100	41.7000	43.7900	45.9800	48.2800	50.6900	51.9600	53.2600
Assistant Crossing Guard Supervisor	NE	C05	Annual	36,046.40	36,046.40	37,856.00	39,748.80	39,748.80	41,745.60	41,745.60	43,825.60	43,825.60
			Monthly	3,003.87	3,003.87	3,154.67	3,312.40	3,312.40	3,478.80	3,478.80	3,652.13	3,652.13
			Hourly	17.3300	18.2000	18.2000	19.1100	19.1100	20.0700	20.0700	21.0700	21.0700
Assistant Engineer	PAM	C25	Annual	82,596.80	86,736.00	91,083.20	95,638.40	100,422.40	105,435.20	110,697.60	113,464.00	116,292.80
			Monthly	6,883.07	7,228.00	7,590.27	7,969.87	8,368.53	8,786.27	9,224.80	9,455.33	9,691.07
			Hourly	39.7100	41.7000	43.7900	45.9800	48.2800	50.6900	53.2200	54.5500	55.9100
Assistant Network Administrator	PAM	C26	Annual	86,715.20	91,041.60	95,596.80	100,380.80	105,393.60	110,656.00	116,188.80	119,100.80	122,075.20
			Monthly	7,226.27	7,586.80	7,966.40	8,365.07	8,782.80	9,221.33	9,682.40	9,925.07	10,172.93
			Hourly	41.6900	43.7700	45.9600	48.2600	50.6700	53.2000	55.8600	57.2600	58.6900
Associate Engineer I	PAM	C28	Annual	95,617.60	100,401.60	105,414.40	110,676.80	116,209.60	122,012.80	128,107.20	131,310.40	134,596.80
			Monthly	7,968.13	8,366.80	8,784.53	9,223.07	9,684.13	10,167.73	10,675.60	10,942.53	11,216.40
			Hourly	45.9700	48.2700	50.6800	53.2100	55.8700	58.6600	61.5900	63.1300	64.7100
Associate Engineer II	PAM	C29	Annual	100,380.80	105,393.60	110,656.00	116,188.80	121,992.00	128,086.40	134,492.80	137,862.40	141,315.20
			Monthly	8,365.07	8,782.80	9,221.33	9,682.40	10,166.00	10,673.87	11,207.73	11,488.53	11,776.27
			Hourly	48.2600	50.6700	53.2000	55.8600	58.6500	61.5800	64.6600	66.2800	67.9400
Associate Planner	PAM	C25	Annual	82,596.80	86,736.00	91,083.20	95,638.40	100,422.40	105,435.20	110,697.60	113,464.00	116,292.80
			Monthly	6,883.07	7,228.00	7,590.27	7,969.87	8,368.53	8,786.27	9,224.80	9,455.33	9,691.07
			Hourly	39.7100	41.7000	43.7900	45.9800	48.2800	50.6900	53.2200	54.5500	55.9100
Audio Visual Technician	NE	C18	Annual	58,697.60	61,630.40	64,708.80	67,953.60	71,344.00	74,921.60	78,665.60	80,641.60	82,659.20
			Monthly	4,891.47	5,135.87	5,392.40	5,662.80	5,945.33	6,243.47	6,555.47	6,720.13	6,888.27
			Hourly	28.2200	29.6300	31.1100	32.6700	34.3000	36.0200	37.8200	38.7700	39.7400
Banquet Facility Representative	PAM	C19	Annual	61,630.40	64,708.80	67,953.60	71,344.00	74,921.60	78,665.60	82,596.80	84,656.00	86,777.60
			Monthly	5,135.87	5,392.40	5,662.80	5,945.33	6,243.47	6,555.47	6,883.07	7,054.67	7,231.47
			Hourly	29.6300	31.1100	32.6700	34.3000	36.0200	37.8200	39.7100	40.7000	41.7200
Building Division Manager/Official	DMG	C34	Annual	137,488.00	144,372.80	151,590.40	159,161.60	167,128.00	175,489.60	184,267.20	188,864.00	193,585.60
			Monthly	11,457.33	12,031.07	12,632.53	13,263.47	13,927.33	14,624.13	15,355.60	15,738.67	16,132.13
			Hourly	66.1000	69.4100	72.8800	76.5200	80.3500	84.3700	88.5900	90.8000	93.0700

**CITY OF MORENO VALLEY**  
**SALARY SCALE - CAREER POSITIONS**  
**EFFECTIVE 07/08/2023**

TITLE	GRP	GRADE										
			A	B	C	D	E	F	G	H	I	
				5.0%	5.0%	5.0%	5.0%	5.0%	5.0%	2.5%	2.5%	
Building Inspector II	NE	C24	Annual	78,665.60	82,596.80	86,736.00	91,083.20	95,638.40	100,422.40	105,435.20	108,076.80	110,780.80
			Monthly	6,555.47	6,883.07	7,228.00	7,590.27	7,969.87	8,368.53	8,786.27	9,006.40	9,231.73
			Hourly	37.8200	39.7100	41.7000	43.7900	45.9800	48.2800	50.6900	51.9600	53.2600
Building Safety Supervisor	PAM	C27	Annual	91,062.40	95,617.60	100,401.60	105,414.40	110,676.80	116,209.60	122,012.80	125,070.40	128,190.40
			Monthly	7,588.53	7,968.13	8,366.80	8,784.53	9,223.07	9,684.13	10,167.73	10,422.53	10,682.53
			Hourly	43.7800	45.9700	48.2700	50.6800	53.2100	55.8700	58.6600	60.1300	61.6300
Business License Liaison	NE	C16	Annual	53,248.00	55,910.40	58,697.60	61,630.40	64,708.80	67,953.60	71,344.00	73,132.80	74,963.20
			Monthly	4,437.33	4,659.20	4,891.47	5,135.87	5,392.40	5,662.80	5,945.33	6,094.40	6,246.93
			Hourly	25.6000	26.8800	28.2200	29.6300	31.1100	32.6700	34.3000	35.1600	36.0400
Child Care Assistant	GRA	CC09	Annual	33,912.32	2,246.40	36,628.80	36,628.80	44,512.00	46,737.60	49,067.20	51,521.60	54,100.80
			Monthly	2,826.03	187.20	3,052.40	3,052.40	3,709.33	3,894.80	4,088.93	4,293.47	4,508.40
			Hourly	17.6100	18.4900	19.4100	20.3800	21.4000	22.4700	23.5900	24.7700	26.0100
Child Care Instructor II	GRA	CC11	Annual	39,561.60	41,537.60	43,617.60	45,801.60	48,089.60	50,502.40	53,019.20	54,350.40	55,702.40
			Monthly	3,296.80	3,461.47	3,634.80	3,816.80	4,007.47	4,208.53	4,418.27	4,529.20	4,641.87
			Hourly	19.0200	19.9700	20.9700	22.0200	23.1200	24.2800	25.4900	26.1300	26.7800
Child Care Program Manager	PAM	C19	Annual	61,630.40	64,708.80	67,953.60	71,344.00	74,921.60	78,665.60	82,596.80	84,656.00	86,777.60
			Monthly	5,135.87	5,392.40	5,662.80	5,945.33	6,243.47	6,555.47	6,883.07	7,054.67	7,231.47
			Hourly	29.6300	31.1100	32.6700	34.3000	36.0200	37.8200	39.7100	40.7000	41.7200
Child Care Site Supervisor	GRA	C15	Annual	50,710.40	53,248.00	55,910.40	58,697.60	61,630.40	64,708.80	67,953.60	69,659.20	71,406.40
			Monthly	4,225.87	4,437.33	4,659.20	4,891.47	5,135.87	5,392.40	5,662.80	5,804.93	5,950.53
			Hourly	24.3800	25.6000	26.8800	28.2200	29.6300	31.1100	32.6700	33.4900	34.3300
Community Enhancement Division Manager	DMG	C30	Annual	105,414.40	110,676.80	116,209.60	122,012.80	128,107.20	134,513.60	141,232.00	144,768.00	148,387.20
			Monthly	8,784.53	9,223.07	9,684.13	10,167.73	10,675.60	11,209.47	11,769.33	12,064.00	12,365.60
			Hourly	50.6800	53.2100	55.8700	58.6600	61.5900	64.6700	67.9000	69.6000	71.3400
Community Enhancement Officer I	NE	C18	Annual	58,697.60	61,630.40	64,708.80	67,953.60	71,344.00	74,921.60	78,665.60	80,641.60	82,659.20
			Monthly	4,891.47	5,135.87	5,392.40	5,662.80	5,945.33	6,243.47	6,555.47	6,720.13	6,888.27
			Hourly	28.2200	29.6300	31.1100	32.6700	34.3000	36.0200	37.8200	38.7700	39.7400
Community Enhancement Officer II	NE	C20	Annual	64,708.80	67,953.60	71,344.00	74,921.60	78,665.60	82,596.80	86,736.00	88,899.20	91,124.80
			Monthly	5,392.40	5,662.80	5,945.33	6,243.47	6,555.47	6,883.07	7,228.00	7,408.27	7,593.73
			Hourly	31.1100	32.6700	34.3000	36.0200	37.8200	39.7100	41.7000	42.7400	43.8100
Community Enhancement Supervisor	PAM	C23	Annual	74,921.60	78,665.60	82,596.80	86,736.00	91,083.20	95,638.40	100,422.40	102,939.20	105,518.40
			Monthly	6,243.47	6,555.47	6,883.07	7,228.00	7,590.27	7,969.87	8,368.53	8,578.27	8,793.20
			Hourly	36.0200	37.8200	39.7100	41.7000	43.7900	45.9800	48.2800	49.4900	50.7300
Community Services Assistant Coordinator	NE	C08	Annual	36,046.40	37,856.00	39,748.80	41,745.60	43,825.60	46,009.60	48,318.40	49,524.80	50,772.80
			Monthly	3,003.87	3,154.67	3,312.40	3,478.80	3,652.13	3,834.13	4,026.53	4,127.07	4,231.07
			Hourly	17.3300	18.2000	19.1100	20.0700	21.0700	22.1200	23.2300	23.8100	24.4100
Community Services Coordinator	NE	C10	Annual	39,728.00	41,724.80	43,804.80	45,988.80	48,297.60	50,710.40	53,248.00	54,579.20	55,952.00
			Monthly	3,310.67	3,477.07	3,650.40	3,832.40	4,024.80	4,225.87	4,437.33	4,548.27	4,662.67
			Hourly	19.1000	20.0600	21.0600	22.1100	23.2200	24.3800	25.6000	26.2400	26.9000
Community Services Division Manager	DMG	C30	Annual	105,414.40	110,676.80	116,209.60	122,012.80	128,107.20	134,513.60	141,232.00	144,768.00	148,387.20
			Monthly	8,784.53	9,223.07	9,684.13	10,167.73	10,675.60	11,209.47	11,769.33	12,064.00	12,365.60
			Hourly	50.6800	53.2100	55.8700	58.6600	61.5900	64.6700	67.9000	69.6000	71.3400

**CITY OF MORENO VALLEY**  
**SALARY SCALE - CAREER POSITIONS**  
**EFFECTIVE 07/08/2023**

TITLE	GRP	GRADE										
			A	B	C	D	E	F	G	H	I	
				5.0%	5.0%	5.0%	5.0%	5.0%	5.0%	2.5%	2.5%	
Community Services Supervisor	PAM	C19	Annual	61,630.40	64,708.80	67,953.60	71,344.00	74,921.60	78,665.60	82,596.80	84,656.00	86,777.60
			Monthly	5,135.87	5,392.40	5,662.80	5,945.33	6,243.47	6,555.47	6,883.07	7,054.67	7,231.47
			Hourly	29.6300	31.1100	32.6700	34.3000	36.0200	37.8200	39.7100	40.7000	41.7200
Construction Inspector	NE	C22	Annual	71,344.00	74,921.60	78,665.60	82,596.80	86,736.00	91,083.20	95,638.40	98,030.40	100,484.80
			Monthly	5,945.33	6,243.47	6,555.47	6,883.07	7,228.00	7,590.27	7,969.87	8,169.20	8,373.73
			Hourly	34.3000	36.0200	37.8200	39.7100	41.7000	43.7900	45.9800	47.1300	48.3100
Construction Inspector Supervisor	PAM	C25	Annual	82,596.80	86,736.00	91,083.20	95,638.40	100,422.40	105,435.20	110,697.60	113,464.00	116,292.80
			Monthly	6,883.07	7,228.00	7,590.27	7,969.87	8,368.53	8,786.27	9,224.80	9,455.33	9,691.07
			Hourly	39.7100	41.7000	43.7900	45.9800	48.2800	50.6900	53.2200	54.5500	55.9100
Crossing Guard Supervisor	NE	C07	Annual	36,046.40	37,856.00	39,748.80	41,745.60	43,825.60	46,009.60	48,318.40	49,524.80	50,772.80
			Monthly	3,003.87	3,154.67	3,312.40	3,478.80	3,652.13	3,834.13	4,026.53	4,127.07	4,231.07
			Hourly	17.3300	18.2000	19.1100	20.0700	21.0700	22.1200	23.2300	23.8100	24.4100
Customer Service Manager	PAM	C26	Annual	86,715.20	91,041.60	95,596.80	100,380.80	105,393.60	110,656.00	116,188.80	119,100.80	122,075.20
			Monthly	7,226.27	7,586.80	7,966.40	8,365.07	8,782.80	9,221.33	9,682.40	9,925.07	10,172.93
			Hourly	41.6900	43.7700	45.9600	48.2600	50.6700	53.2000	55.8600	57.2600	58.6900
Deputy City Clerk	NE	C17	Annual	55,910.40	58,697.60	61,630.40	64,708.80	67,953.60	71,344.00	74,921.60	76,793.60	78,707.20
			Monthly	4,659.20	4,891.47	5,135.87	5,392.40	5,662.80	5,945.33	6,243.47	6,399.47	6,558.93
			Hourly	26.8800	28.2200	29.6300	31.1100	32.6700	34.3000	36.0200	36.9200	37.8400
Deputy City Manager	DMG	C30	Annual	105,414.40	110,676.80	116,209.60	122,012.80	128,107.20	134,513.60	141,232.00	144,768.00	148,387.20
			Monthly	8,784.53	9,223.07	9,684.13	10,167.73	10,675.60	11,209.47	11,769.33	12,064.00	12,365.60
			Hourly	50.6800	53.2100	55.8700	58.6600	61.5900	64.6700	67.9000	69.6000	71.3400
Deputy Compliance Director	DMG	C35	Annual	144,372.80	151,590.40	159,161.60	167,128.00	175,489.60	184,267.20	193,481.60	198,328.00	203,278.40
			Monthly	12,031.07	12,632.53	13,263.47	13,927.33	14,624.13	15,355.60	16,123.47	16,527.33	16,939.87
			Hourly	69.4100	72.8800	76.5200	80.3500	84.3700	88.5900	93.0200	95.3500	97.7300
Deputy Finance Director	DMG	C34	Annual	137,488.00	144,372.80	151,590.40	159,161.60	167,128.00	175,489.60	184,267.20	188,864.00	193,585.60
			Monthly	11,457.33	12,031.07	12,632.53	13,263.47	13,927.33	14,624.13	15,355.60	15,738.67	16,132.13
			Hourly	66.1000	69.4100	72.8800	76.5200	80.3500	84.3700	88.5900	90.8000	93.0700
Economic Development Division Manager	DMG	C30	Annual	105,414.40	110,676.80	116,209.60	122,012.80	128,107.20	134,513.60	141,232.00	144,768.00	148,387.20
			Monthly	8,784.53	9,223.07	9,684.13	10,167.73	10,675.60	11,209.47	11,769.33	12,064.00	12,365.60
			Hourly	50.6800	53.2100	55.8700	58.6600	61.5900	64.6700	67.9000	69.6000	71.3400
Electric Utility Chief Engineer	PAM	C34	Annual	137,488.00	144,372.80	151,590.40	159,161.60	167,128.00	175,489.60	184,267.20	188,864.00	193,585.60
			Monthly	11,457.33	12,031.07	12,632.53	13,263.47	13,927.33	14,624.13	15,355.60	15,738.67	16,132.13
			Hourly	66.1000	69.4100	72.8800	76.5200	80.3500	84.3700	88.5900	90.8000	93.0700
Electric Utility Division Manager	DMG	C36	Annual	158,891.20	166,836.80	175,177.60	183,934.40	193,128.00	202,779.20	212,908.80	218,233.60	223,683.20
			Monthly	13,240.93	13,903.07	14,598.13	15,327.87	16,094.00	16,898.27	17,742.40	18,186.13	18,640.27
			Hourly	76.3900	80.2100	84.2200	88.4300	92.8500	97.4900	102.3600	104.9200	107.5400
Electric Utility Program Coordinator	PAM	C27	Annual	91,062.40	95,617.60	100,401.60	105,414.40	110,676.80	116,209.60	122,012.80	125,070.40	128,190.40
			Monthly	7,588.53	7,968.13	8,366.80	8,784.53	9,223.07	9,684.13	10,167.73	10,422.53	10,682.53
			Hourly	43.7800	45.9700	48.2700	50.6800	53.2100	55.8700	58.6600	60.1300	61.6300
Emergency Management & Volunteer Services Program Manager	DMG	C30	Annual	105,414.40	110,676.80	116,209.60	122,012.80	128,107.20	134,513.60	141,232.00	144,768.00	148,387.20
			Monthly	8,784.53	9,223.07	9,684.13	10,167.73	10,675.60	11,209.47	11,769.33	12,064.00	12,365.60
			Hourly	50.6800	53.2100	55.8700	58.6600	61.5900	64.6700	67.9000	69.6000	71.3400

**CITY OF MORENO VALLEY**  
**SALARY SCALE - CAREER POSITIONS**  
**EFFECTIVE 07/08/2023**

TITLE	GRP	GRADE										
			A	B	C	D	E	F	G	H	I	
				5.0%	5.0%	5.0%	5.0%	5.0%	5.0%	2.5%	2.5%	
Emergency Management & Volunteer Services Program Specialist	NE	C16	Annual	53,248.00	55,910.40	58,697.60	61,630.40	64,708.80	67,953.60	71,344.00	73,132.80	74,963.20
			Monthly	4,437.33	4,659.20	4,891.47	5,135.87	5,392.40	5,662.80	5,945.33	6,094.40	6,246.93
			Hourly	25.6000	26.8800	28.2200	29.6300	31.1100	32.6700	34.3000	35.1600	36.0400
Engineering Division Manager/Assistant City Engineer	DMG	C34	Annual	137,488.00	144,372.80	151,590.40	159,161.60	167,128.00	175,489.60	184,267.20	188,864.00	193,585.60
			Monthly	11,457.33	12,031.07	12,632.53	13,263.47	13,927.33	14,624.13	15,355.60	15,738.67	16,132.13
			Hourly	66.1000	69.4100	72.8800	76.5200	80.3500	84.3700	88.5900	90.8000	93.0700
Enterprise Systems Administrator	PAM	C31	Annual	110,676.80	116,209.60	122,012.80	128,107.20	134,513.60	141,232.00	148,304.00	152,006.40	155,812.80
			Monthly	9,223.07	9,684.13	10,167.73	10,675.60	11,209.47	11,769.33	12,358.67	12,667.20	12,984.40
			Hourly	53.2100	55.8700	58.6600	61.5900	64.6700	67.9000	71.3000	73.0800	74.9100
Equipment Operator	NE	C17	Annual	55,910.40	58,697.60	61,630.40	64,708.80	67,953.60	71,344.00	74,921.60	76,793.60	78,707.20
			Monthly	4,659.20	4,891.47	5,135.87	5,392.40	5,662.80	5,945.33	6,243.47	6,399.47	6,558.93
			Hourly	26.8800	28.2200	29.6300	31.1100	32.6700	34.3000	36.0200	36.9200	37.8400
Executive Assistant I	NE	C19	Annual	61,630.40	64,708.80	67,953.60	71,344.00	74,921.60	78,665.60	82,596.80	84,656.00	86,777.60
			Monthly	5,135.87	5,392.40	5,662.80	5,945.33	6,243.47	6,555.47	6,883.07	7,054.67	7,231.47
			Hourly	29.6300	31.1100	32.6700	34.3000	36.0200	37.8200	39.7100	40.7000	41.7200
Executive Assistant to Mayor/City Council	DMG	C30	Annual	105,414.40	110,676.80	116,209.60	122,012.80	128,107.20	134,513.60	141,232.00	144,768.00	148,387.20
			Monthly	8,784.53	9,223.07	9,684.13	10,167.73	10,675.60	11,209.47	11,769.33	12,064.00	12,365.60
			Hourly	50.6800	53.2100	55.8700	58.6600	61.5900	64.6700	67.9000	69.6000	71.3400
Facilities Maintenance Mechanic	NE	C15	Annual	50,710.40	53,248.00	55,910.40	58,697.60	61,630.40	64,708.80	67,953.60	69,659.20	71,406.40
			Monthly	4,225.87	4,437.33	4,659.20	4,891.47	5,135.87	5,392.40	5,662.80	5,804.93	5,950.53
			Hourly	24.3800	25.6000	26.8800	28.2200	29.6300	31.1100	32.6700	33.4900	34.3300
Facilities Maintenance Worker	NE	C13	Annual	45,988.80	48,297.60	50,710.40	53,248.00	55,910.40	58,697.60	61,630.40	63,169.60	64,750.40
			Monthly	3,832.40	4,024.80	4,225.87	4,437.33	4,659.20	4,891.47	5,135.87	5,264.13	5,395.87
			Hourly	22.1100	23.2200	24.3800	25.6000	26.8800	28.2200	29.6300	30.3700	31.1300
Financial Operations Division Manager	DMG	C33	Annual	127,899.20	134,284.80	141,003.20	148,054.40	155,459.20	163,238.40	171,392.00	175,676.80	180,065.60
			Monthly	10,658.27	11,190.40	11,750.27	12,337.87	12,954.93	13,603.20	14,282.67	14,639.73	15,005.47
			Hourly	61.4900	64.5600	67.7900	71.1800	74.7400	78.4800	82.4000	84.4600	86.5700
Financial Resources Division Manager	DMG	C33	Annual	127,899.20	134,284.80	141,003.20	148,054.40	155,459.20	163,238.40	171,392.00	175,676.80	180,065.60
			Monthly	10,658.27	11,190.40	11,750.27	12,337.87	12,954.93	13,603.20	14,282.67	14,639.73	15,005.47
			Hourly	61.4900	64.5600	67.7900	71.1800	74.7400	78.4800	82.4000	84.4600	86.5700
Fleet & Facilities Division Manager	DMG	C31	Annual	110,676.80	116,209.60	122,012.80	128,107.20	134,513.60	141,232.00	148,304.00	152,006.40	155,812.80
			Monthly	9,223.07	9,684.13	10,167.73	10,675.60	11,209.47	11,769.33	12,358.67	12,667.20	12,984.40
			Hourly	53.2100	55.8700	58.6600	61.5900	64.6700	67.9000	71.3000	73.0800	74.9100
Fleet & Facilities Maintenance Supervisor	PAM	C27	Annual	91,062.40	95,617.60	100,401.60	105,414.40	110,676.80	116,209.60	122,012.80	125,070.40	128,190.40
			Monthly	7,588.53	7,968.13	8,366.80	8,784.53	9,223.07	9,684.13	10,167.73	10,422.53	10,682.53
			Hourly	43.7800	45.9700	48.2700	50.6800	53.2100	55.8700	58.6600	60.1300	61.6300
GIS Administrator	PAM	C29	Annual	100,380.80	105,393.60	110,656.00	116,188.80	121,992.00	128,086.40	134,492.80	137,862.40	141,315.20
			Monthly	8,365.07	8,782.80	9,221.33	9,682.40	10,166.00	10,673.87	11,207.73	11,488.53	11,776.27
			Hourly	48.2600	50.6700	53.2000	55.8600	58.6500	61.5800	64.6600	66.2800	67.9400
GIS Applications Analyst	PAM	C25	Annual	82,596.80	86,736.00	91,083.20	95,638.40	100,422.40	105,435.20	110,697.60	113,464.00	116,292.80
			Monthly	6,883.07	7,228.00	7,590.27	7,969.87	8,368.53	8,786.27	9,224.80	9,455.33	9,691.07
			Hourly	39.7100	41.7000	43.7900	45.9800	48.2800	50.6900	53.2200	54.5500	55.9100

**CITY OF MORENO VALLEY**  
**SALARY SCALE - CAREER POSITIONS**  
**EFFECTIVE 07/08/2023**

TITLE	GRP	GRADE										
			A	B	C	D	E	F	G	H	I	
				5.0%	5.0%	5.0%	5.0%	5.0%	5.0%	2.5%	2.5%	
GIS Specialist	NE	C21	Annual	67,953.60	71,344.00	74,921.60	78,665.60	82,596.80	86,736.00	91,083.20	93,350.40	95,680.00
			Monthly	5,662.80	5,945.33	6,243.47	6,555.47	6,883.07	7,228.00	7,590.27	7,779.20	7,973.33
			Hourly	32.6700	34.3000	36.0200	37.8200	39.7100	41.7000	43.7900	44.8800	46.0000
Grants Division Manager	DMG	C33	Annual	127,899.20	134,284.80	141,003.20	148,054.40	155,459.20	163,238.40	171,392.00	175,676.80	180,065.60
			Monthly	10,658.27	11,190.40	11,750.27	12,337.87	12,954.93	13,603.20	14,282.67	14,639.73	15,005.47
			Hourly	61.4900	64.5600	67.7900	71.1800	74.7400	78.4800	82.4000	84.4600	86.5700
Grants Program Manager	PAM	C27	Annual	91,062.40	95,617.60	100,401.60	105,414.40	110,676.80	116,209.60	122,012.80	125,070.40	128,190.40
			Monthly	7,588.53	7,968.13	8,366.80	8,784.53	9,223.07	9,684.13	10,167.73	10,422.53	10,682.53
			Hourly	43.7800	45.9700	48.2700	50.6800	53.2100	55.8700	58.6600	60.1300	61.6300
Human Resources Analyst	PAM	C24	Annual	78,665.60	82,596.80	86,736.00	91,083.20	95,638.40	100,422.40	105,435.20	108,076.80	110,780.80
			Monthly	6,555.47	6,883.07	7,228.00	7,590.27	7,969.87	8,368.53	8,786.27	9,006.40	9,231.73
			Hourly	37.8200	39.7100	41.7000	43.7900	45.9800	48.2800	50.6900	51.9600	53.2600
Human Resources Division Manager	DMG	C34	Annual	137,488.00	144,372.80	151,590.40	159,161.60	167,128.00	175,489.60	184,267.20	188,864.00	193,585.60
			Monthly	11,457.33	12,031.07	12,632.53	13,263.47	13,927.33	14,624.13	15,355.60	15,738.67	16,132.13
			Hourly	66.1000	69.4100	72.8800	76.5200	80.3500	84.3700	88.5900	90.8000	93.0700
Human Resources Technician	NE	C22	Annual	71,344.00	74,921.60	78,665.60	82,596.80	86,736.00	91,083.20	95,638.40	98,030.40	100,484.80
			Monthly	5,945.33	6,243.47	6,555.47	6,883.07	7,228.00	7,590.27	7,969.87	8,169.20	8,373.73
			Hourly	34.3000	36.0200	37.8200	39.7100	41.7000	43.7900	45.9800	47.1300	48.3100
Information Technology Technician	NE	C20	Annual	64,708.80	67,953.60	71,344.00	74,921.60	78,665.60	82,596.80	86,736.00	88,899.20	91,124.80
			Monthly	5,392.40	5,662.80	5,945.33	6,243.47	6,555.47	6,883.07	7,228.00	7,408.27	7,593.73
			Hourly	31.1100	32.6700	34.3000	36.0200	37.8200	39.7100	41.7000	42.7400	43.8100
Landscape Services Inspector	NE	C18	Annual	58,697.60	61,630.40	64,708.80	67,953.60	71,344.00	74,921.60	78,665.60	80,641.60	82,659.20
			Monthly	4,891.47	5,135.87	5,392.40	5,662.80	5,945.33	6,243.47	6,555.47	6,720.13	6,888.27
			Hourly	28.2200	29.6300	31.1100	32.6700	34.3000	36.0200	37.8200	38.7700	39.7400
Lead Facilities Maintenance Worker	NE	C18	Annual	58,697.60	61,630.40	64,708.80	67,953.60	71,344.00	74,921.60	78,665.60	80,641.60	82,659.20
			Monthly	4,891.47	5,135.87	5,392.40	5,662.80	5,945.33	6,243.47	6,555.47	6,720.13	6,888.27
			Hourly	28.2200	29.6300	31.1100	32.6700	34.3000	36.0200	37.8200	38.7700	39.7400
Lead Maintenance Worker	NE	C19	Annual	61,630.40	64,708.80	67,953.60	71,344.00	74,921.60	78,665.60	82,596.80	84,656.00	86,777.60
			Monthly	5,135.87	5,392.40	5,662.80	5,945.33	6,243.47	6,555.47	6,883.07	7,054.67	7,231.47
			Hourly	29.6300	31.1100	32.6700	34.3000	36.0200	37.8200	39.7100	40.7000	41.7200
Lead Parks Maintenance Worker	NE	C15	Annual	50,710.40	53,248.00	55,910.40	58,697.60	61,630.40	64,708.80	67,953.60	69,659.20	71,406.40
			Monthly	4,225.87	4,437.33	4,659.20	4,891.47	5,135.87	5,392.40	5,662.80	5,804.93	5,950.53
			Hourly	24.3800	25.6000	26.8800	28.2200	29.6300	31.1100	32.6700	33.4900	34.3300
Lead Traffic Sign/Marking Technician	NE	C18	Annual	58,697.60	61,630.40	64,708.80	67,953.60	71,344.00	74,921.60	78,665.60	80,641.60	82,659.20
			Monthly	4,891.47	5,135.87	5,392.40	5,662.80	5,945.33	6,243.47	6,555.47	6,720.13	6,888.27
			Hourly	28.2200	29.6300	31.1100	32.6700	34.3000	36.0200	37.8200	38.7700	39.7400
Lead Vehicle/Equipment Technician	NE	C19	Annual	61,630.40	64,708.80	67,953.60	71,344.00	74,921.60	78,665.60	82,596.80	84,656.00	86,777.60
			Monthly	5,135.87	5,392.40	5,662.80	5,945.33	6,243.47	6,555.47	6,883.07	7,054.67	7,231.47
			Hourly	29.6300	31.1100	32.6700	34.3000	36.0200	37.8200	39.7100	40.7000	41.7200
Maintenance & Operations Division Manager	DMG	C31	Annual	110,676.80	116,209.60	122,012.80	128,107.20	134,513.60	141,232.00	148,304.00	152,006.40	155,812.80
			Monthly	9,223.07	9,684.13	10,167.73	10,675.60	11,209.47	11,769.33	12,358.67	12,667.20	12,984.40
			Hourly	53.2100	55.8700	58.6600	61.5900	64.6700	67.9000	71.3000	73.0800	74.9100

**CITY OF MORENO VALLEY**  
**SALARY SCALE - CAREER POSITIONS**  
**EFFECTIVE 07/08/2023**

TITLE	GRP	GRADE										
			A	B	C	D	E	F	G	H	I	
				5.0%	5.0%	5.0%	5.0%	5.0%	5.0%	2.5%	2.5%	
Maintenance Worker I	NE	C12	Annual	43,804.80	45,988.80	48,297.60	50,710.40	53,248.00	55,910.40	58,697.60	60,174.40	61,672.00
			Monthly	3,650.40	3,832.40	4,024.80	4,225.87	4,437.33	4,659.20	4,891.47	5,014.53	5,139.33
			Hourly	21.0600	22.1100	23.2200	24.3800	25.6000	26.8800	28.2200	28.9300	29.6500
Maintenance Worker II	NE	C15	Annual	50,710.40	53,248.00	55,910.40	58,697.60	61,630.40	64,708.80	67,953.60	69,659.20	71,406.40
			Monthly	4,225.87	4,437.33	4,659.20	4,891.47	5,135.87	5,392.40	5,662.80	5,804.93	5,950.53
			Hourly	24.3800	25.6000	26.8800	28.2200	29.6300	31.1100	32.6700	33.4900	34.3300
Maintenance Worker/Work Release Coordinator	NE	C16	Annual	53,248.00	55,910.40	58,697.60	61,630.40	64,708.80	67,953.60	71,344.00	73,132.80	74,963.20
			Monthly	4,437.33	4,659.20	4,891.47	5,135.87	5,392.40	5,662.80	5,945.33	6,094.40	6,246.93
			Hourly	25.6000	26.8800	28.2200	29.6300	31.1100	32.6700	34.3000	35.1600	36.0400
Management Aide	NE	C18	Annual	58,697.60	61,630.40	64,708.80	67,953.60	71,344.00	74,921.60	78,665.60	80,641.60	82,659.20
			Monthly	4,891.47	5,135.87	5,392.40	5,662.80	5,945.33	6,243.47	6,555.47	6,720.13	6,888.27
			Hourly	28.2200	29.6300	31.1100	32.6700	34.3000	36.0200	37.8200	38.7700	39.7400
Management Analyst	PAM	C24	Annual	78,665.60	82,596.80	86,736.00	91,083.20	95,638.40	100,422.40	105,435.20	108,076.80	110,780.80
			Monthly	6,555.47	6,883.07	7,228.00	7,590.27	7,969.87	8,368.53	8,786.27	9,006.40	9,231.73
			Hourly	37.8200	39.7100	41.7000	43.7900	45.9800	48.2800	50.6900	51.9600	53.2600
Management Assistant	PAM	C22	Annual	71,344.00	74,921.60	78,665.60	82,596.80	86,736.00	91,083.20	95,638.40	98,030.40	100,484.80
			Monthly	5,945.33	6,243.47	6,555.47	6,883.07	7,228.00	7,590.27	7,969.87	8,169.20	8,373.73
			Hourly	34.3000	36.0200	37.8200	39.7100	41.7000	43.7900	45.9800	47.1300	48.3100
Media & Communications Division Manager	DMG	C33	Annual	127,899.20	134,284.80	141,003.20	148,054.40	155,459.20	163,238.40	171,392.00	175,676.80	180,065.60
			Monthly	10,658.27	11,190.40	11,750.27	12,337.87	12,954.93	13,603.20	14,282.67	14,639.73	15,005.47
			Hourly	61.4900	64.5600	67.7900	71.1800	74.7400	78.4800	82.4000	84.4600	86.5700
Network Administrator	PAM	C31	Annual	110,676.80	116,209.60	122,012.80	128,107.20	134,513.60	141,232.00	148,304.00	152,006.40	155,812.80
			Monthly	9,223.07	9,684.13	10,167.73	10,675.60	11,209.47	11,769.33	12,358.67	12,667.20	12,984.40
			Hourly	53.2100	55.8700	58.6600	61.5900	64.6700	67.9000	71.3000	73.0800	74.9100
Network & Systems Specialist	PAM	C24	Annual	78,665.60	82,596.80	86,736.00	91,083.20	95,638.40	100,422.40	105,435.20	108,076.80	110,780.80
			Monthly	6,555.47	6,883.07	7,228.00	7,590.27	7,969.87	8,368.53	8,786.27	9,006.40	9,231.73
			Hourly	37.8200	39.7100	41.7000	43.7900	45.9800	48.2800	50.6900	51.9600	53.2600
Paralegal	NE	C20	Annual	64,708.80	67,953.60	71,344.00	74,921.60	78,665.60	82,596.80	86,736.00	88,899.20	91,124.80
			Monthly	5,392.40	5,662.80	5,945.33	6,243.47	6,555.47	6,883.07	7,228.00	7,408.27	7,593.73
			Hourly	31.1100	32.6700	34.3000	36.0200	37.8200	39.7100	41.7000	42.7400	43.8100
Park Ranger	NE	C16	Annual	53,248.00	55,910.40	58,697.60	61,630.40	64,708.80	67,953.60	71,344.00	73,132.80	74,963.20
			Monthly	4,437.33	4,659.20	4,891.47	5,135.87	5,392.40	5,662.80	5,945.33	6,094.40	6,246.93
			Hourly	25.6000	26.8800	28.2200	29.6300	31.1100	32.6700	34.3000	35.1600	36.0400
Parking Control Officer	NE	C12	Annual	43,804.80	45,988.80	48,297.60	50,710.40	53,248.00	55,910.40	58,697.60	60,174.40	61,672.00
			Monthly	3,650.40	3,832.40	4,024.80	4,225.87	4,437.33	4,659.20	4,891.47	5,014.53	5,139.33
			Hourly	21.0600	22.1100	23.2200	24.3800	25.6000	26.8800	28.2200	28.9300	29.6500
Parks & Community Services Administration & Financial Services Division Manager	DMG	C30	Annual	105,414.40	110,676.80	116,209.60	122,012.80	128,107.20	134,513.60	141,232.00	144,768.00	148,387.20
			Monthly	8,784.53	9,223.07	9,684.13	10,167.73	10,675.60	11,209.47	11,769.33	12,064.00	12,365.60
			Hourly	50.6800	53.2100	55.8700	58.6600	61.5900	64.6700	67.9000	69.6000	71.3400
Parks & Landscape Services Division Manager	DMG	C31	Annual	110,676.80	116,209.60	122,012.80	128,107.20	134,513.60	141,232.00	148,304.00	152,006.40	155,812.80
			Monthly	9,223.07	9,684.13	10,167.73	10,675.60	11,209.47	11,769.33	12,358.67	12,667.20	12,984.40
			Hourly	53.2100	55.8700	58.6600	61.5900	64.6700	67.9000	71.3000	73.0800	74.9100



**CITY OF MORENO VALLEY**

**SALARY SCALE - CAREER POSITIONS  
EFFECTIVE 07/08/2023**

TITLE	GRP	GRADE										
			A	B	C	D	E	F	G	H	I	
				5.0%	5.0%	5.0%	5.0%	5.0%	5.0%	2.5%	2.5%	
Parks Maintenance Supervisor	PAM	C25	Annual	82,596.80	86,736.00	91,083.20	95,638.40	100,422.40	105,435.20	110,697.60	113,464.00	116,292.80
			Monthly	6,883.07	7,228.00	7,590.27	7,969.87	8,368.53	8,786.27	9,224.80	9,455.33	9,691.07
			Hourly	39,710.00	41,700.00	43,790.00	45,980.00	48,280.00	50,690.00	53,220.00	54,550.00	55,910.00
Parks Maintenance Worker	NE	C12	Annual	43,804.80	45,988.80	48,297.60	50,710.40	53,248.00	55,910.40	58,697.60	60,174.40	61,672.00
			Monthly	3,650.40	3,832.40	4,024.80	4,225.87	4,437.33	4,659.20	4,891.47	5,014.53	5,139.33
			Hourly	21,060.00	22,110.00	23,220.00	24,380.00	25,600.00	26,880.00	28,220.00	28,930.00	29,650.00
Parks Project Manager	PAM	C25	Annual	82,596.80	86,736.00	91,083.20	95,638.40	100,422.40	105,435.20	110,697.60	113,464.00	116,292.80
			Monthly	6,883.07	7,228.00	7,590.27	7,969.87	8,368.53	8,786.27	9,224.80	9,455.33	9,691.07
			Hourly	39,710.00	41,700.00	43,790.00	45,980.00	48,280.00	50,690.00	53,220.00	54,550.00	55,910.00
Payroll Supervisor	PAM	C26	Annual	86,715.20	91,041.60	95,596.80	100,380.80	105,393.60	110,656.00	116,188.80	119,100.80	122,075.20
			Monthly	7,226.27	7,586.80	7,966.40	8,365.07	8,782.80	9,221.33	9,682.40	9,925.07	10,172.93
			Hourly	41,690.00	43,770.00	45,960.00	48,260.00	50,670.00	53,200.00	55,860.00	57,260.00	58,690.00
Permit Technician	NE	C18	Annual	58,697.60	61,630.40	64,708.80	67,953.60	71,344.00	74,921.60	78,665.60	80,641.60	82,659.20
			Monthly	4,891.47	5,135.87	5,392.40	5,662.80	5,945.33	6,243.47	6,555.47	6,720.13	6,888.27
			Hourly	28,220.00	29,630.00	31,110.00	32,670.00	34,300.00	36,020.00	37,820.00	38,770.00	39,740.00
Planning Division Manager/Official	DMG	C34	Annual	137,488.00	144,372.80	151,590.40	159,161.60	167,128.00	175,489.60	184,267.20	188,864.00	193,585.60
			Monthly	11,457.33	12,031.07	12,632.53	13,263.47	13,927.33	14,624.13	15,355.60	15,738.67	16,132.13
			Hourly	66,100.00	69,410.00	72,880.00	76,520.00	80,350.00	84,370.00	88,590.00	90,800.00	93,070.00
Principal Accountant	PAM	C28	Annual	95,617.60	100,401.60	105,414.40	110,676.80	116,209.60	122,012.80	128,107.20	131,310.40	134,596.80
			Monthly	7,968.13	8,366.80	8,784.53	9,223.07	9,684.13	10,167.73	10,675.60	10,942.53	11,216.40
			Hourly	45,970.00	48,270.00	50,680.00	53,210.00	55,870.00	58,660.00	61,590.00	63,130.00	64,710.00
Principal Engineer	DMG	C33	Annual	127,899.20	134,284.80	141,003.20	148,054.40	155,459.20	163,238.40	171,392.00	175,676.80	180,065.60
			Monthly	10,658.27	11,190.40	11,750.27	12,337.87	12,954.93	13,603.20	14,282.67	14,639.73	15,005.47
			Hourly	61,490.00	64,560.00	67,790.00	71,180.00	74,740.00	78,480.00	82,400.00	84,460.00	86,570.00
Principal Engineer/City Traffic Engineer	DMG	C33	Annual	127,899.20	134,284.80	141,003.20	148,054.40	155,459.20	163,238.40	171,392.00	175,676.80	180,065.60
			Monthly	10,658.27	11,190.40	11,750.27	12,337.87	12,954.93	13,603.20	14,282.67	14,639.73	15,005.47
			Hourly	61,490.00	64,560.00	67,790.00	71,180.00	74,740.00	78,480.00	82,400.00	84,460.00	86,570.00
Principal Planner	PAM	C33	Annual	127,899.20	134,284.80	141,003.20	148,054.40	155,459.20	163,238.40	171,392.00	175,676.80	180,065.60
			Monthly	10,658.27	11,190.40	11,750.27	12,337.87	12,954.93	13,603.20	14,282.67	14,639.73	15,005.47
			Hourly	61,490.00	64,560.00	67,790.00	71,180.00	74,740.00	78,480.00	82,400.00	84,460.00	86,570.00
Public Information/Intergovernmental Relations Officer	PAM	C28	Annual	95,617.60	100,401.60	105,414.40	110,676.80	116,209.60	122,012.80	128,107.20	131,310.40	134,596.80
			Monthly	7,968.13	8,366.80	8,784.53	9,223.07	9,684.13	10,167.73	10,675.60	10,942.53	11,216.40
			Hourly	45,970.00	48,270.00	50,680.00	53,210.00	55,870.00	58,660.00	61,590.00	63,130.00	64,710.00
Public Safety Contracts Administrator	DMG	C30	Annual	105,414.40	110,676.80	116,209.60	122,012.80	128,107.20	134,513.60	141,232.00	144,768.00	148,387.20
			Monthly	8,784.53	9,223.07	9,684.13	10,167.73	10,675.60	11,209.47	11,769.33	12,064.00	12,365.60
			Hourly	50,680.00	53,210.00	55,870.00	58,660.00	61,590.00	64,670.00	67,900.00	69,600.00	71,340.00
Purchasing Division Manager	DMG	C32	Annual	118,976.00	124,924.80	131,164.80	137,716.80	144,601.60	151,840.00	159,432.00	163,425.60	167,502.40
			Monthly	9,914.67	10,410.40	10,930.40	11,476.40	12,050.13	12,653.33	13,286.00	13,618.80	13,958.53
			Hourly	57,200.00	60,060.00	63,060.00	66,210.00	69,520.00	73,000.00	76,650.00	78,570.00	80,530.00
Recycling Specialist	NE	C16	Annual	53,248.00	55,910.40	58,697.60	61,630.40	64,708.80	67,953.60	71,344.00	73,132.80	74,963.20
			Monthly	4,437.33	4,659.20	4,891.47	5,135.87	5,392.40	5,662.80	5,945.33	6,094.40	6,246.93
			Hourly	25,600.00	26,880.00	28,220.00	29,630.00	31,110.00	32,670.00	34,300.00	35,160.00	36,040.00

**CITY OF MORENO VALLEY**  
**SALARY SCALE - CAREER POSITIONS**  
**EFFECTIVE 07/08/2023**

TITLE	GRP	GRADE										
			A	B	C	D	E	F	G	H	I	
				5.0%	5.0%	5.0%	5.0%	5.0%	5.0%	5.0%	2.5%	2.5%
Registered Veterinary Technician	NE	C16	Annual	53,248.00	55,910.40	58,697.60	61,630.40	64,708.80	67,953.60	71,344.00	73,132.80	74,963.20
			Monthly	4,437.33	4,659.20	4,891.47	5,135.87	5,392.40	5,662.80	5,945.33	6,094.40	6,246.93
			Hourly	25.6000	26.8800	28.2200	29.6300	31.1100	32.6700	34.3000	35.1600	36.0400
Resource Analyst	PAM	C27	Annual	91,062.40	95,617.60	100,401.60	105,414.40	110,676.80	116,209.60	122,012.80	125,070.40	128,190.40
			Monthly	7,588.53	7,968.13	8,366.80	8,784.53	9,223.07	9,684.13	10,167.73	10,422.53	10,682.53
			Hourly	43.7800	45.9700	48.2700	50.6800	53.2100	55.8700	58.6600	60.1300	61.6300
Security Guard	NE	C08	Annual	36,046.40	37,856.00	39,748.80	41,745.60	43,825.60	46,009.60	48,318.40	49,524.80	50,772.80
			Monthly	3,003.87	3,154.67	3,312.40	3,478.80	3,652.13	3,834.13	4,026.53	4,127.07	4,231.07
			Hourly	17.3300	18.2000	19.1100	20.0700	21.0700	22.1200	23.2300	23.8100	24.4100
Senior Accountant	PAM	C25	Annual	82,596.80	86,736.00	91,083.20	95,638.40	100,422.40	105,435.20	110,697.60	113,464.00	116,292.80
			Monthly	6,883.07	7,228.00	7,590.27	7,969.87	8,368.53	8,786.27	9,224.80	9,455.33	9,691.07
			Hourly	39.7100	41.7000	43.7900	45.9800	48.2800	50.6900	53.2200	54.5500	55.9100
Senior Administrative Assistant	NE	C17	Annual	55,910.40	58,697.60	61,630.40	64,708.80	67,953.60	71,344.00	74,921.60	76,793.60	78,707.20
			Monthly	4,659.20	4,891.47	5,135.87	5,392.40	5,662.80	5,945.33	6,243.47	6,399.47	6,558.93
			Hourly	26.8800	28.2200	29.6300	31.1100	32.6700	34.3000	36.0200	36.9200	37.8400
Senior Applications Analyst	PAM	C27	Annual	91,062.40	95,617.60	100,401.60	105,414.40	110,676.80	116,209.60	122,012.80	125,070.40	128,190.40
			Monthly	7,588.53	7,968.13	8,366.80	8,784.53	9,223.07	9,684.13	10,167.73	10,422.53	10,682.53
			Hourly	43.7800	45.9700	48.2700	50.6800	53.2100	55.8700	58.6600	60.1300	61.6300
Senior Building Inspector	PAM	C25	Annual	82,596.80	86,736.00	91,083.20	95,638.40	100,422.40	105,435.20	110,697.60	113,464.00	116,292.80
			Monthly	6,883.07	7,228.00	7,590.27	7,969.87	8,368.53	8,786.27	9,224.80	9,455.33	9,691.07
			Hourly	39.7100	41.7000	43.7900	45.9800	48.2800	50.6900	53.2200	54.5500	55.9100
Senior Community Enhancement Officer	PAM	C22	Annual	71,344.00	74,921.60	78,665.60	82,596.80	86,736.00	91,083.20	95,638.40	98,030.40	100,484.80
			Monthly	5,945.33	6,243.47	6,555.47	6,883.07	7,228.00	7,590.27	7,969.87	8,169.20	8,373.73
			Hourly	34.3000	36.0200	37.8200	39.7100	41.7000	43.7900	45.9800	47.1300	48.3100
Senior Construction Inspector	PAM	C23	Annual	74,921.60	78,665.60	82,596.80	86,736.00	91,083.20	95,638.40	100,422.40	102,939.20	105,518.40
			Monthly	6,243.47	6,555.47	6,883.07	7,228.00	7,590.27	7,969.87	8,368.53	8,578.27	8,793.20
			Hourly	36.0200	37.8200	39.7100	41.7000	43.7900	45.9800	48.2800	49.4900	50.7300
Senior Deputy City Clerk	DMG	C30	Annual	105,414.40	110,676.80	116,209.60	122,012.80	128,107.20	134,513.60	141,232.00	144,768.00	148,387.20
			Monthly	8,784.53	9,223.07	9,684.13	10,167.73	10,675.60	11,209.47	11,769.33	12,064.00	12,365.60
			Hourly	50.6800	53.2100	55.8700	58.6600	61.5900	64.6700	67.9000	69.6000	71.3400
Senior Electrical Engineer	PAM	C31	Annual	110,676.80	116,209.60	122,012.80	128,107.20	134,513.60	141,232.00	148,304.00	152,006.40	155,812.80
			Monthly	9,223.07	9,684.13	10,167.73	10,675.60	11,209.47	11,769.33	12,358.67	12,667.20	12,984.40
			Hourly	53.2100	55.8700	58.6600	61.5900	64.6700	67.9000	71.3000	73.0800	74.9100
Senior Engineer, P.E.	PAM	C31	Annual	110,676.80	116,209.60	122,012.80	128,107.20	134,513.60	141,232.00	148,304.00	152,006.40	155,812.80
			Monthly	9,223.07	9,684.13	10,167.73	10,675.60	11,209.47	11,769.33	12,358.67	12,667.20	12,984.40
			Hourly	53.2100	55.8700	58.6600	61.5900	64.6700	67.9000	71.3000	73.0800	74.9100
Senior Equipment Operator	NE	C18	Annual	58,697.60	61,630.40	64,708.80	67,953.60	71,344.00	74,921.60	78,665.60	80,641.60	82,659.20
			Monthly	4,891.47	5,135.87	5,392.40	5,662.80	5,945.33	6,243.47	6,555.47	6,720.13	6,888.27
			Hourly	28.2200	29.6300	31.1100	32.6700	34.3000	36.0200	37.8200	38.7700	39.7400
Senior Graphics Designer	NE	C19	Annual	61,630.40	64,708.80	67,953.60	71,344.00	74,921.60	78,665.60	82,596.80	84,656.00	86,777.60
			Monthly	5,135.87	5,392.40	5,662.80	5,945.33	6,243.47	6,555.47	6,883.07	7,054.67	7,231.47
			Hourly	29.6300	31.1100	32.6700	34.3000	36.0200	37.8200	39.7100	40.7000	41.7200

**CITY OF MORENO VALLEY**  
**SALARY SCALE - CAREER POSITIONS**  
**EFFECTIVE 07/08/2023**

TITLE	GRP	GRADE										
			A	B	C	D	E	F	G	H	I	
				5.0%	5.0%	5.0%	5.0%	5.0%	5.0%	2.5%	2.5%	
Senior Human Resources Analyst	PAM	C27	Annual	91,062.40	95,617.60	100,401.60	105,414.40	110,676.80	116,209.60	122,012.80	125,070.40	128,190.40
			Monthly	7,588.53	7,968.13	8,366.80	8,784.53	9,223.07	9,684.13	10,167.73	10,422.53	10,682.53
			Hourly	43.7800	45.9700	48.2700	50.6800	53.2100	55.8700	58.6600	60.1300	61.6300
Senior Landscape Services Inspector	PAM	C20	Annual	64,708.80	67,953.60	71,344.00	74,921.60	78,665.60	82,596.80	86,736.00	88,899.20	91,124.80
			Monthly	5,392.40	5,662.80	5,945.33	6,243.47	6,555.47	6,883.07	7,228.00	7,408.27	7,593.73
			Hourly	31.1100	32.6700	34.3000	36.0200	37.8200	39.7100	41.7000	42.7400	43.8100
Senior Management Analyst	PAM	C27	Annual	91,062.40	95,617.60	100,401.60	105,414.40	110,676.80	116,209.60	122,012.80	125,070.40	128,190.40
			Monthly	7,588.53	7,968.13	8,366.80	8,784.53	9,223.07	9,684.13	10,167.73	10,422.53	10,682.53
			Hourly	43.7800	45.9700	48.2700	50.6800	53.2100	55.8700	58.6600	60.1300	61.6300
Senior Office Assistant	NE	C13	Annual	45,988.80	48,297.60	50,710.40	53,248.00	55,910.40	58,697.60	61,630.40	63,169.60	64,750.40
			Monthly	3,832.40	4,024.80	4,225.87	4,437.33	4,659.20	4,891.47	5,135.87	5,264.13	5,395.87
			Hourly	22.1100	23.2200	24.3800	26.8800	28.2200	29.6300	30.3700	31.1300	31.1300
Senior Parking Control Officer	NE	C14	Annual	48,297.60	50,710.40	53,248.00	55,910.40	58,697.60	61,630.40	64,708.80	66,331.20	67,995.20
			Monthly	4,024.80	4,225.87	4,437.33	4,659.20	4,891.47	5,135.87	5,392.40	5,527.60	5,666.27
			Hourly	23.2200	24.3800	25.6000	26.8800	28.2200	29.6300	31.1100	31.8900	32.6900
Senior Parks Maintenance Technician	NE	C19	Annual	61,630.40	64,708.80	67,953.60	71,344.00	74,921.60	78,665.60	82,596.80	84,656.00	86,777.60
			Monthly	5,135.87	5,392.40	5,662.80	5,945.33	6,243.47	6,555.47	6,883.07	7,054.67	7,231.47
			Hourly	29.6300	31.1100	32.6700	34.3000	36.0200	37.8200	39.7100	40.7000	41.7200
Senior Payroll Technician	NE	C18	Annual	58,697.60	61,630.40	64,708.80	67,953.60	71,344.00	74,921.60	78,665.60	80,641.60	82,659.20
			Monthly	4,891.47	5,135.87	5,392.40	5,662.80	5,945.33	6,243.47	6,555.47	6,720.13	6,888.27
			Hourly	28.2200	29.6300	31.1100	32.6700	34.3000	36.0200	37.8200	38.7700	39.7400
Senior Permit Technician	NE	C20	Annual	64,708.80	67,953.60	71,344.00	74,921.60	78,665.60	82,596.80	86,736.00	88,899.20	91,124.80
			Monthly	5,392.40	5,662.80	5,945.33	6,243.47	6,555.47	6,883.07	7,228.00	7,408.27	7,593.73
			Hourly	31.1100	32.6700	34.3000	36.0200	37.8200	39.7100	41.7000	42.7400	43.8100
Senior Planner	PAM	C27	Annual	91,062.40	95,617.60	100,401.60	105,414.40	110,676.80	116,209.60	122,012.80	125,070.40	128,190.40
			Monthly	7,588.53	7,968.13	8,366.80	8,784.53	9,223.07	9,684.13	10,167.73	10,422.53	10,682.53
			Hourly	43.7800	45.9700	48.2700	50.6800	53.2100	55.8700	58.6600	60.1300	61.6300
Senior Risk Analyst	PAM	C27	Annual	91,062.40	95,617.60	100,401.60	105,414.40	110,676.80	116,209.60	122,012.80	125,070.40	128,190.40
			Monthly	7,588.53	7,968.13	8,366.80	8,784.53	9,223.07	9,684.13	10,167.73	10,422.53	10,682.53
			Hourly	43.7800	45.9700	48.2700	50.6800	53.2100	55.8700	58.6600	60.1300	61.6300
Senior Telecommunications Technician	NE	C22	Annual	71,344.00	74,921.60	78,665.60	82,596.80	86,736.00	91,083.20	95,638.40	98,030.40	100,484.80
			Monthly	5,945.33	6,243.47	6,555.47	6,883.07	7,228.00	7,590.27	7,969.87	8,169.20	8,373.73
			Hourly	34.3000	36.0200	37.8200	39.7100	41.7000	43.7900	45.9800	47.1300	48.3100
Senior Traffic Signal Technician	PAM	C23	Annual	74,921.60	78,665.60	82,596.80	86,736.00	91,083.20	95,638.40	100,422.40	102,939.20	105,518.40
			Monthly	6,243.47	6,555.47	6,883.07	7,228.00	7,590.27	7,969.87	8,368.53	8,578.27	8,793.20
			Hourly	36.0200	37.8200	39.7100	41.7000	43.7900	45.9800	48.2800	49.4900	50.7300
Special Districts Division Manager	DMG	C34	Annual	137,488.00	144,372.80	151,590.40	159,161.60	167,128.00	175,489.60	184,267.20	188,864.00	193,585.60
			Monthly	11,457.33	12,031.07	12,632.53	13,263.47	13,927.33	14,624.13	15,355.60	15,738.67	16,132.13
			Hourly	66.1000	69.4100	72.8800	76.5200	80.3500	84.3700	88.5900	90.8000	93.0700
Special Events & Facilities Division Manager	DMG	C30	Annual	105,414.40	110,676.80	116,209.60	122,012.80	128,107.20	134,513.60	141,232.00	144,768.00	148,387.20
			Monthly	8,784.53	9,223.07	9,684.13	10,167.73	10,675.60	11,209.47	11,769.33	12,064.00	12,365.60
			Hourly	50.6800	53.2100	55.8700	58.6600	61.5900	64.6700	67.9000	69.6000	71.3400

**CITY OF MORENO VALLEY**

**SALARY SCALE - CAREER POSITIONS  
EFFECTIVE 07/08/2023**

TITLE	GRP	GRADE		SALARY									
				A	B	C	D	E	F	G	H	I	
					5.0%	5.0%	5.0%	5.0%	5.0%	5.0%	5.0%	2.5%	2.5%
Storekeeper	NE	C14	Annual	48,297.60	50,710.40	53,248.00	55,910.40	58,697.60	61,630.40	64,708.80	66,331.20	67,995.20	
			Monthly	4,024.80	4,225.87	4,437.33	4,659.20	4,891.47	5,135.87	5,392.40	5,527.60	5,666.27	
			Hourly	23.2200	24.3800	25.6000	26.8800	28.2200	29.6300	31.1100	31.8900	32.6900	
Strategic Initiatives Manager	DMG	C34	Annual	137,488.00	144,372.80	151,590.40	159,161.60	167,128.00	175,489.60	184,267.20	188,864.00	193,585.60	
			Monthly	11,457.33	12,031.07	12,632.53	13,263.47	13,927.33	14,624.13	15,355.60	15,738.67	16,132.13	
			Hourly	66.1000	69.4100	72.8800	76.5200	80.3500	84.3700	88.5900	90.8000	93.0700	
Street Maintenance Supervisor	PAM	C25	Annual	82,596.80	86,736.00	91,083.20	95,638.40	100,422.40	105,435.20	110,697.60	113,464.00	116,292.80	
			Monthly	6,883.07	7,228.00	7,590.27	7,969.87	8,368.53	8,786.27	9,224.80	9,455.33	9,691.07	
			Hourly	39.7100	41.7000	43.7900	45.9800	48.2800	50.6900	53.2200	54.5500	55.9100	
Telecommunications Engineer/Administrator	PAM	C29	Annual	100,380.80	105,393.60	110,656.00	116,188.80	121,992.00	128,086.40	134,492.80	137,862.40	141,315.20	
			Monthly	8,365.07	8,782.80	9,221.33	9,682.40	10,166.00	10,673.87	11,207.73	11,488.53	11,776.27	
			Hourly	48.2600	50.6700	53.2000	55.8600	58.6500	61.5800	64.6600	66.2800	67.9400	
Telecommunications Technician	NE	C20	Annual	64,708.80	67,953.60	71,344.00	74,921.60	78,665.60	82,596.80	86,736.00	88,899.20	91,124.80	
			Monthly	5,392.40	5,662.80	5,945.33	6,243.47	6,555.47	6,883.07	7,228.00	7,408.27	7,593.73	
			Hourly	31.1100	32.6700	34.3000	36.0200	37.8200	39.7100	41.7000	42.7400	43.8100	
Traffic Operations Supervisor	PAM	C26	Annual	86,715.20	91,041.60	95,596.80	100,380.80	105,393.60	110,656.00	116,188.80	119,100.80	122,075.20	
			Monthly	7,226.27	7,586.80	7,966.40	8,365.07	8,782.80	9,221.33	9,682.40	9,925.07	10,172.93	
			Hourly	41.6900	43.7700	45.9600	48.2600	50.6700	53.2000	55.8600	57.2600	58.6900	
Traffic Signal Technician	NE	C22	Annual	71,344.00	74,921.60	78,665.60	82,596.80	86,736.00	91,083.20	95,638.40	98,030.40	100,484.80	
			Monthly	5,945.33	6,243.47	6,555.47	6,883.07	7,228.00	7,590.27	7,969.87	8,169.20	8,373.73	
			Hourly	34.3000	36.0200	37.8200	39.7100	41.7000	43.7900	45.9800	47.1300	48.3100	
Traffic Sign/Marking Technician I	NE	C13	Annual	45,988.80	48,297.60	50,710.40	53,248.00	55,910.40	58,697.60	61,630.40	63,169.60	64,750.40	
			Monthly	3,832.40	4,024.80	4,225.87	4,437.33	4,659.20	4,891.47	5,135.87	5,264.13	5,395.87	
			Hourly	22.1100	23.2200	24.3800	25.6000	26.8800	28.2200	29.6300	30.3700	31.1300	
Traffic Sign/Marking Technician II	NE	C15	Annual	50,710.40	53,248.00	55,910.40	58,697.60	61,630.40	64,708.80	67,953.60	69,659.20	71,406.40	
			Monthly	4,225.87	4,437.33	4,659.20	4,891.47	5,135.87	5,392.40	5,662.80	5,804.93	5,950.53	
			Hourly	24.3800	25.6000	26.8800	28.2200	29.6300	31.1100	32.6700	33.4900	34.3300	
Utility Finance Manager	PAM	C28	Annual	95,617.60	100,401.60	105,414.40	110,676.80	116,209.60	122,012.80	128,107.20	131,310.40	134,596.80	
			Monthly	7,968.13	8,366.80	8,784.53	9,223.07	9,684.13	10,167.73	10,675.60	10,942.53	11,216.40	
			Hourly	45.9700	48.2700	50.6800	53.2100	55.8700	58.6600	61.5900	63.1300	64.7100	
Vehicle/Equipment Technician	NE	C17	Annual	55,910.40	58,697.60	61,630.40	64,708.80	67,953.60	71,344.00	74,921.60	76,793.60	78,707.20	
			Monthly	4,659.20	4,891.47	5,135.87	5,392.40	5,662.80	5,945.33	6,243.47	6,399.47	6,558.93	
			Hourly	26.8800	28.2200	29.6300	31.1100	32.6700	34.3000	36.0200	36.9200	37.8400	

**CITY OF MORENO VALLEY**  
**SALARY SCALE - CAREER POSITIONS**  
**EFFECTIVE 07/06/2024**

TITLE	GRP	GRADE											
				A	B	C	D	E	F	G	H	I	
					5.0%	5.0%	5.0%	5.0%	5.0%	5.0%	5.0%	2.5%	2.5%
Accountant I	NE	C22	Annual	75,628.80	79,414.40	83,387.20	87,547.20	91,915.20	96,512.00	101,337.60	103,875.20	106,475.20	
			Monthly	6,302.40	6,617.87	6,948.93	7,295.60	7,659.60	8,042.67	8,444.80	8,656.27	8,872.93	
			Hourly	36.3600	38.1800	40.0900	42.0900	44.1900	46.4000	48.7200	49.9400	51.1900	
Accountant II	PAM	C24	Annual	83,387.20	87,547.20	91,915.20	96,512.00	101,337.60	106,412.80	111,737.60	114,524.80	117,395.20	
			Monthly	6,948.93	7,295.60	7,659.60	8,042.67	8,444.80	8,867.73	9,311.47	9,543.73	9,782.93	
			Hourly	40.0900	42.0900	44.1900	46.4000	48.7200	51.1600	53.7200	55.0600	56.4400	
Accounting Assistant	NE	C14	Annual	51,209.60	53,768.00	56,451.20	59,280.00	62,254.40	65,374.40	68,640.00	70,366.40	72,134.40	
			Monthly	4,267.47	4,480.67	4,704.27	4,940.00	5,187.87	5,447.87	5,720.00	5,863.87	6,011.20	
			Hourly	24.6200	25.8500	27.1400	28.5000	29.9300	31.4300	33.0000	33.8300	34.6800	
Accounting Technician	NE	C17	Annual	59,280.00	62,254.40	65,374.40	68,640.00	72,072.00	75,670.40	79,456.00	81,452.80	83,491.20	
			Monthly	4,940.00	5,187.87	5,447.87	5,720.00	6,006.00	6,305.87	6,621.33	6,787.73	6,957.60	
			Hourly	28.5000	29.9300	31.4300	33.0000	34.6500	36.3800	38.2000	39.1600	40.1400	
Accounts Payable Supervisor	NE	C22	Annual	75,628.80	79,414.40	83,387.20	87,547.20	91,915.20	96,512.00	101,337.60	103,875.20	106,475.20	
			Monthly	6,302.40	6,617.87	6,948.93	7,295.60	7,659.60	8,042.67	8,444.80	8,656.27	8,872.93	
			Hourly	36.3600	38.1800	40.0900	42.0900	44.1900	46.4000	48.7200	49.9400	51.1900	
Administrative Assistant	NE	C16	Annual	56,451.20	59,280.00	62,254.40	65,374.40	68,640.00	72,072.00	75,670.40	77,563.20	79,497.60	
			Monthly	4,704.27	4,940.00	5,187.87	5,447.87	5,720.00	6,006.00	6,305.87	6,463.60	6,624.80	
			Hourly	27.1400	28.5000	29.9300	31.4300	33.0000	34.6500	36.3800	37.2900	38.2200	
Animal Care Technician	NE	C11	Annual	44,241.60	46,446.40	48,776.00	51,209.60	53,768.00	56,451.20	59,280.00	60,756.80	62,275.20	
			Monthly	3,686.80	3,870.53	4,064.67	4,267.47	4,480.67	4,704.27	4,940.00	5,063.07	5,189.60	
			Hourly	21.2700	22.3300	23.4500	24.6200	25.8500	27.1400	28.5000	29.2100	29.9400	
Animal Care Technician Supervisor	PAM	C21	Annual	72,051.20	75,649.60	79,435.20	83,408.00	87,588.80	91,977.60	96,574.40	98,987.20	101,462.40	
			Monthly	6,004.27	6,304.13	6,619.60	6,950.67	7,299.07	7,664.80	8,047.87	8,248.93	8,455.20	
			Hourly	34.6400	36.3700	38.1900	40.1000	42.1100	44.2200	46.4300	47.5900	48.7800	
Animal Control Officer	NE	C15	Annual	53,768.00	56,451.20	59,280.00	62,254.40	65,374.40	68,640.00	72,072.00	73,881.60	75,732.80	
			Monthly	4,480.67	4,704.27	4,940.00	5,187.87	5,447.87	5,720.00	6,006.00	6,156.80	6,311.07	
			Hourly	25.8500	27.1400	28.5000	29.9300	31.4300	33.0000	34.6500	35.5200	36.4100	
Animal Rescue Coordinator	NE	C11	Annual	44,241.60	46,446.40	48,776.00	51,209.60	53,768.00	56,451.20	59,280.00	60,756.80	62,275.20	
			Monthly	3,686.80	3,870.53	4,064.67	4,267.47	4,480.67	4,704.27	4,940.00	5,063.07	5,189.60	
			Hourly	21.2700	22.3300	23.4500	24.6200	25.8500	27.1400	28.5000	29.2100	29.9400	
Animal Services Assistant	NE	C10	Annual	42,120.00	44,220.80	46,425.60	48,755.20	51,188.80	53,747.20	56,430.40	57,844.80	59,300.80	
			Monthly	3,510.00	3,685.07	3,868.80	4,062.93	4,265.73	4,478.93	4,702.53	4,820.40	4,941.73	
			Hourly	20.2500	21.2600	22.3200	23.4400	24.6100	25.8400	27.1300	27.8100	28.5100	
Animal Services Dispatcher	NE	C10	Annual	42,120.00	44,220.80	46,425.60	48,755.20	51,188.80	53,747.20	56,430.40	57,844.80	59,300.80	
			Monthly	3,510.00	3,685.07	3,868.80	4,062.93	4,265.73	4,478.93	4,702.53	4,820.40	4,941.73	
			Hourly	20.2500	21.2600	22.3200	23.4400	24.6100	25.8400	27.1300	27.8100	28.5100	
Animal Services Division Manager	DMG	C30	Annual	111,758.40	117,353.60	123,219.20	129,376.00	135,844.80	142,646.40	149,780.80	153,524.80	157,372.80	
			Monthly	9,313.20	9,779.47	10,268.27	10,781.33	11,320.40	11,887.20	12,481.73	12,793.73	13,114.40	
			Hourly	53.7300	56.4200	59.2400	62.2000	65.3100	68.5800	72.0100	73.8100	75.6600	
Animal Services Field Supervisor	PAM	C22	Annual	75,628.80	79,414.40	83,387.20	87,547.20	91,915.20	96,512.00	101,337.60	103,875.20	106,475.20	
			Monthly	6,302.40	6,617.87	6,948.93	7,295.60	7,659.60	8,042.67	8,444.80	8,656.27	8,872.93	
			Hourly	36.3600	38.1800	40.0900	42.0900	44.1900	46.4000	48.7200	49.9400	51.1900	

**CITY OF MORENO VALLEY**  
**SALARY SCALE - CAREER POSITIONS**  
**EFFECTIVE 07/06/2024**

TITLE	GRP	GRADE										
			A	B	C	D	E	F	G	H	I	
				5.0%	5.0%	5.0%	5.0%	5.0%	5.0%	5.0%	2.5%	2.5%
Animal Services License Inspector	NE	C11	Annual	44,241.60	46,446.40	48,776.00	51,209.60	53,768.00	56,451.20	59,280.00	60,756.80	62,275.20
			Monthly	3,686.80	3,870.53	4,064.67	4,267.47	4,480.67	4,704.27	4,940.00	5,063.07	5,189.60
			Hourly	21.2700	22.3300	23.4500	24.6200	25.8500	27.1400	28.5000	29.2100	29.9400
Animal Services Office Supervisor	PAM	C21	Annual	72,051.20	75,649.60	79,435.20	83,408.00	87,588.80	91,977.60	96,574.40	98,987.20	101,462.40
			Monthly	6,004.27	6,304.13	6,619.60	6,950.67	7,299.07	7,664.80	8,047.87	8,248.93	8,455.20
			Hourly	34.6400	36.3700	38.1900	40.1000	42.1100	44.2200	46.4300	47.5900	48.7800
Applications & Database Administrator	PAM	C29	Annual	106,412.80	111,737.60	117,332.80	123,198.40	129,355.20	135,824.00	142,625.60	146,182.40	149,843.20
			Monthly	8,867.73	9,311.47	9,777.73	10,266.53	10,779.60	11,318.67	11,885.47	12,181.87	12,486.93
			Hourly	51.1600	53.7200	56.4100	59.2300	62.1900	65.3000	68.5700	70.2800	72.0400
Applications Analyst	PAM	C25	Annual	87,568.00	91,956.80	96,553.60	101,379.20	106,454.40	111,779.20	117,374.40	120,307.20	123,323.20
			Monthly	7,297.33	7,663.07	8,046.13	8,448.27	8,871.20	9,314.93	9,781.20	10,025.60	10,276.93
			Hourly	42.1000	44.2100	46.4200	48.7400	51.1800	53.7400	56.4300	57.8400	59.2900
Assistant to the City Manager	PAM	C24	Annual	83,387.20	87,547.20	91,915.20	96,512.00	101,337.60	106,412.80	111,737.60	114,524.80	117,395.20
			Monthly	6,948.93	7,295.60	7,659.60	8,042.67	8,444.80	8,867.73	9,311.47	9,543.73	9,782.93
			Hourly	40.0900	42.0900	44.1900	46.4000	48.7200	51.1600	53.7200	55.0600	56.4400
Assistant Crossing Guard Supervisor	NE	C05	Annual	38,209.60	38,209.60	40,123.20	42,120.00	42,120.00	44,220.80	44,220.80	46,425.60	46,425.60
			Monthly	3,184.13	3,184.13	3,343.60	3,510.00	3,510.00	3,685.07	3,685.07	3,868.80	3,868.80
			Hourly	18.3700	19.2900	19.2900	20.2500	20.2500	21.2600	21.2600	22.3200	22.3200
Assistant Engineer	PAM	C25	Annual	87,568.00	91,956.80	96,553.60	101,379.20	106,454.40	111,779.20	117,374.40	120,307.20	123,323.20
			Monthly	7,297.33	7,663.07	8,046.13	8,448.27	8,871.20	9,314.93	9,781.20	10,025.60	10,276.93
			Hourly	42.1000	44.2100	46.4200	48.7400	51.1800	53.7400	56.4300	57.8400	59.2900
Assistant Network Administrator	PAM	C26	Annual	91,936.00	96,532.80	101,358.40	106,433.60	111,758.40	117,353.60	123,219.20	126,297.60	129,459.20
			Monthly	7,661.33	8,044.40	8,446.53	8,869.47	9,313.20	9,779.47	10,268.27	10,524.80	10,788.27
			Hourly	44.2000	46.4100	48.7300	51.1700	53.7300	56.4200	59.2400	60.7200	62.2400
Associate Engineer I	PAM	C28	Annual	101,358.40	106,433.60	111,758.40	117,353.60	123,219.20	129,376.00	135,844.80	139,235.20	142,708.80
			Monthly	8,446.53	8,869.47	9,313.20	9,779.47	10,268.27	10,781.33	11,320.40	11,602.93	11,892.40
			Hourly	48.7300	51.1700	53.7300	56.4200	59.2400	62.2000	65.3100	66.9400	68.6100
Associate Engineer II	PAM	C29	Annual	106,412.80	111,737.60	117,332.80	123,198.40	129,355.20	135,824.00	142,625.60	146,182.40	149,843.20
			Monthly	8,867.73	9,311.47	9,777.73	10,266.53	10,779.60	11,318.67	11,885.47	12,181.87	12,486.93
			Hourly	51.1600	53.7200	56.4100	59.2300	62.1900	65.3000	68.5700	70.2800	72.0400
Associate Planner	PAM	C25	Annual	87,568.00	91,956.80	96,553.60	101,379.20	106,454.40	111,779.20	117,374.40	120,307.20	123,323.20
			Monthly	7,297.33	7,663.07	8,046.13	8,448.27	8,871.20	9,314.93	9,781.20	10,025.60	10,276.93
			Hourly	42.1000	44.2100	46.4200	48.7400	51.1800	53.7400	56.4300	57.8400	59.2900
Audio Visual Technician	NE	C18	Annual	62,233.60	65,353.60	68,619.20	72,051.20	75,649.60	79,435.20	83,408.00	85,488.00	87,630.40
			Monthly	5,186.13	5,446.13	5,718.27	6,004.27	6,304.13	6,619.60	6,950.67	7,124.00	7,302.53
			Hourly	29.9200	31.4200	32.9900	34.6400	36.3700	38.1900	40.1000	41.1000	42.1300
Banquet Facility Representative	PAM	C19	Annual	65,332.80	68,598.40	72,030.40	75,628.80	79,414.40	83,387.20	87,547.20	89,731.20	91,977.60
			Monthly	5,444.40	5,716.53	6,002.53	6,302.40	6,617.87	6,948.93	7,295.60	7,477.60	7,664.80
			Hourly	31.4100	32.9800	34.6300	36.3600	38.1800	40.0900	42.0900	43.1400	44.2200
Building Division Manager/Official	DMG	C34	Annual	145,745.60	153,025.60	160,880.00	168,708.80	177,153.60	186,014.40	195,312.00	200,200.00	205,212.80
			Monthly	12,145.47	12,752.13	13,390.00	14,059.07	14,762.80	15,501.20	16,276.00	16,683.33	17,101.07
			Hourly	70.0700	73.5700	77.2500	81.1100	85.1700	89.4300	93.9000	96.2500	98.6600

**CITY OF MORENO VALLEY**  
**SALARY SCALE - CAREER POSITIONS**  
**EFFECTIVE 07/06/2024**

TITLE	GRP	GRADE										
			A	B	C	D	E	F	G	H	I	
				5.0%	5.0%	5.0%	5.0%	5.0%	5.0%	5.0%	2.5%	2.5%
Building Inspector II	NE	C24	Annual	83,387.20	87,547.20	91,915.20	96,512.00	101,337.60	106,412.80	111,737.60	114,524.80	117,395.20
			Monthly	6,948.93	7,295.60	7,659.60	8,042.67	8,444.80	8,867.73	9,311.47	9,543.73	9,782.93
			Hourly	40.0900	42.0900	44.1900	46.4000	48.7200	51.1600	53.7200	55.0600	56.4400
Building Safety Supervisor	PAM	C27	Annual	96,532.80	101,358.40	106,433.60	111,758.40	117,353.60	123,219.20	129,376.00	132,620.80	135,928.00
			Monthly	8,044.40	8,446.53	8,869.47	9,313.20	9,779.47	10,268.27	10,781.33	11,051.73	11,327.33
			Hourly	46.4100	48.7300	51.1700	53.7300	56.4200	59.2400	62.2000	63.7600	65.3500
Business License Liaison	NE	C16	Annual	56,451.20	59,280.00	62,254.40	65,374.40	68,640.00	72,072.00	75,670.40	77,563.20	79,497.60
			Monthly	4,704.27	4,940.00	5,187.87	5,447.87	5,720.00	6,006.00	6,305.87	6,463.60	6,624.80
			Hourly	27.1400	28.5000	29.9300	31.4300	33.0000	34.6500	36.3800	37.2900	38.2200
Child Care Assistant	GRA	CC09	Annual	36,628.80	2,204.80	38,833.60	38,833.60	47,195.20	49,545.60	52,020.80	54,620.80	57,345.60
			Monthly	3,052.40	183.73	3,236.13	3,236.13	3,932.93	4,128.80	4,335.07	4,551.73	4,778.80
			Hourly	18.6700	19.6000	20.5800	21.6100	22.6900	23.8200	25.0100	26.2600	27.5700
Child Care Instructor II	GRA	CC11	Annual	41,953.60	44,054.40	46,259.20	48,568.00	51,001.60	53,560.00	56,243.20	57,657.60	59,092.80
			Monthly	3,496.13	3,671.20	3,854.93	4,047.33	4,250.13	4,463.33	4,686.93	4,804.80	4,924.40
			Hourly	20.1700	21.1800	22.2400	23.3500	24.5200	25.7500	27.0400	27.7200	28.4100
Child Care Program Manager	PAM	C19	Annual	65,332.80	68,598.40	72,030.40	75,628.80	79,414.40	83,387.20	87,547.20	89,731.20	91,977.60
			Monthly	5,444.40	5,716.53	6,002.53	6,302.40	6,617.87	6,948.93	7,295.60	7,477.60	7,664.80
			Hourly	31.4100	32.9800	34.6300	36.3600	38.1800	40.0900	42.0900	43.1400	44.2200
Child Care Site Supervisor	GRA	C15	Annual	53,768.00	56,451.20	59,280.00	62,254.40	65,374.40	68,640.00	72,072.00	73,881.60	75,732.80
			Monthly	4,480.67	4,704.27	4,940.00	5,187.87	5,447.87	5,720.00	6,006.00	6,156.80	6,311.07
			Hourly	25.8500	27.1400	28.5000	29.9300	31.4300	33.0000	34.6500	35.5200	36.4100
Community Enhancement Division Manager	DMG	C30	Annual	111,758.40	117,353.60	123,219.20	129,376.00	135,844.80	142,646.40	149,780.80	153,524.80	157,372.80
			Monthly	9,313.20	9,779.47	10,268.27	10,781.33	11,320.40	11,887.20	12,481.73	12,793.73	13,114.40
			Hourly	53.7300	56.4200	59.2400	62.2000	65.3100	68.5800	72.0100	73.8100	75.6600
Community Enhancement Officer I	NE	C18	Annual	62,233.60	65,353.60	68,619.20	72,051.20	75,649.60	79,435.20	83,408.00	85,488.00	87,630.40
			Monthly	5,186.13	5,446.13	5,718.27	6,004.27	6,304.13	6,619.60	6,950.67	7,124.00	7,302.53
			Hourly	29.9200	31.4200	32.9900	34.6400	36.3700	38.1900	40.1000	41.1000	42.1300
Community Enhancement Officer II	NE	C20	Annual	68,598.40	72,030.40	75,628.80	79,414.40	83,387.20	87,547.20	91,915.20	94,203.20	96,553.60
			Monthly	5,716.53	6,002.53	6,302.40	6,617.87	6,948.93	7,295.60	7,659.60	7,850.27	8,046.13
			Hourly	32.9800	34.6300	36.3600	38.1800	40.0900	42.0900	44.1900	45.2900	46.4200
Community Enhancement Supervisor	PAM	C23	Annual	79,435.20	83,408.00	87,588.80	91,977.60	96,574.40	101,400.00	106,475.20	109,137.60	111,862.40
			Monthly	6,619.60	6,950.67	7,299.07	7,664.80	8,047.87	8,450.00	8,872.93	9,094.80	9,321.87
			Hourly	38.1900	40.1000	42.1100	44.2200	46.4300	48.7500	51.1900	52.4700	53.7800
Community Services Assistant Coordinator	NE	C08	Annual	38,209.60	40,123.20	42,120.00	44,220.80	46,425.60	48,755.20	51,188.80	52,478.40	53,788.80
			Monthly	3,184.13	3,343.60	3,510.00	3,685.07	3,868.80	4,062.93	4,265.73	4,373.20	4,482.40
			Hourly	18.3700	19.2900	20.2500	21.2600	22.3200	23.4400	24.6100	25.2300	25.8600
Community Services Coordinator	NE	C10	Annual	42,120.00	44,220.80	46,425.60	48,755.20	51,188.80	53,747.20	56,430.40	57,844.80	59,300.80
			Monthly	3,510.00	3,685.07	3,868.80	4,062.93	4,265.73	4,478.93	4,702.53	4,820.40	4,941.73
			Hourly	20.2500	21.2600	22.3200	23.4400	24.6100	25.8400	27.1300	27.8100	28.5100
Community Services Division Manager	DMG	C30	Annual	111,758.40	117,353.60	123,219.20	129,376.00	135,844.80	142,646.40	149,780.80	153,524.80	157,372.80
			Monthly	9,313.20	9,779.47	10,268.27	10,781.33	11,320.40	11,887.20	12,481.73	12,793.73	13,114.40
			Hourly	53.7300	56.4200	59.2400	62.2000	65.3100	68.5800	72.0100	73.8100	75.6600

**CITY OF MORENO VALLEY**  
**SALARY SCALE - CAREER POSITIONS**  
**EFFECTIVE 07/06/2024**

TITLE	GRP	GRADE										
			A	B	C	D	E	F	G	H	I	
				5.0%	5.0%	5.0%	5.0%	5.0%	5.0%	5.0%	2.5%	2.5%
Community Services Supervisor	PAM	C19	Annual	65,332.80	68,598.40	72,030.40	75,628.80	79,414.40	83,387.20	87,547.20	89,731.20	91,977.60
			Monthly	5,444.40	5,716.53	6,002.53	6,302.40	6,617.87	6,948.93	7,295.60	7,477.60	7,664.80
			Hourly	31.4100	32.9800	34.6300	36.3600	38.1800	40.0900	42.0900	43.1400	44.2200
Construction Inspector	NE	C22	Annual	75,628.80	79,414.40	83,387.20	87,547.20	91,915.20	96,512.00	101,337.60	103,875.20	106,475.20
			Monthly	6,302.40	6,617.87	6,948.93	7,295.60	7,659.60	8,042.67	8,444.80	8,656.27	8,872.93
			Hourly	36.3600	38.1800	40.0900	42.0900	44.1900	46.4000	48.7200	49.9400	51.1900
Construction Inspector Supervisor	PAM	C25	Annual	87,568.00	91,956.80	96,553.60	101,379.20	106,454.40	111,779.20	117,374.40	120,307.20	123,323.20
			Monthly	7,297.33	7,663.07	8,046.13	8,448.27	8,871.20	9,314.93	9,781.20	10,025.60	10,276.93
			Hourly	42.1000	44.2100	46.4200	48.7400	51.1800	53.7400	56.4300	57.8400	59.2900
Crossing Guard Supervisor	NE	C07	Annual	38,209.60	40,123.20	42,120.00	44,220.80	46,425.60	48,755.20	51,188.80	52,478.40	53,788.80
			Monthly	3,184.13	3,343.60	3,510.00	3,685.07	3,868.80	4,062.93	4,265.73	4,373.20	4,482.40
			Hourly	18.3700	19.2900	20.2500	21.2600	22.3200	23.4400	24.6100	25.2300	25.8600
Customer Service Manager	PAM	C26	Annual	91,936.00	96,532.80	101,358.40	106,433.60	111,758.40	117,353.60	123,219.20	126,297.60	129,459.20
			Monthly	7,661.33	8,044.40	8,446.53	8,869.47	9,313.20	9,779.47	10,268.27	10,524.80	10,788.27
			Hourly	44.2000	46.4100	48.7300	51.1700	53.7300	56.4200	59.2400	60.7200	62.2400
Deputy City Clerk	NE	C17	Annual	59,280.00	62,254.40	65,374.40	68,640.00	72,072.00	75,670.40	79,456.00	81,452.80	83,491.20
			Monthly	4,940.00	5,187.87	5,447.87	5,720.00	6,006.00	6,305.87	6,621.33	6,787.73	6,957.60
			Hourly	28.5000	29.9300	31.4300	33.0000	34.6500	36.3800	38.2000	39.1600	40.1400
Deputy City Manager	DMG	C30	Annual	111,758.40	117,353.60	123,219.20	129,376.00	135,844.80	142,646.40	149,780.80	153,524.80	157,372.80
			Monthly	9,313.20	9,779.47	10,268.27	10,781.33	11,320.40	11,887.20	12,481.73	12,793.73	13,114.40
			Hourly	53.7300	56.4200	59.2400	62.2000	65.3100	68.5800	72.0100	73.8100	75.6600
Deputy Compliance Director	DMG	C35	Annual	153,046.40	160,700.80	168,729.60	177,174.40	186,035.20	195,332.80	205,108.80	210,246.40	215,508.80
			Monthly	12,753.87	13,391.73	14,060.80	14,764.53	15,502.93	16,277.73	17,092.40	17,520.53	17,959.07
			Hourly	73.5800	77.2600	81.1200	85.1800	89.4400	93.9100	98.6100	101.0800	103.6100
Deputy Finance Director	DMG	C34	Annual	145,745.60	153,025.60	160,680.00	168,708.80	177,153.60	186,014.40	195,312.00	200,200.00	205,212.80
			Monthly	12,145.47	12,752.13	13,390.00	14,059.07	14,762.80	15,501.20	16,276.00	16,683.33	17,101.07
			Hourly	70.0700	73.5700	77.2500	81.1100	85.1700	89.4300	93.9000	96.2500	98.6600
Economic Development Division Manager	DMG	C30	Annual	111,758.40	117,353.60	123,219.20	129,376.00	135,844.80	142,646.40	149,780.80	153,524.80	157,372.80
			Monthly	9,313.20	9,779.47	10,268.27	10,781.33	11,320.40	11,887.20	12,481.73	12,793.73	13,114.40
			Hourly	53.7300	56.4200	59.2400	62.2000	65.3100	68.5800	72.0100	73.8100	75.6600
Electric Utility Chief Engineer	PAM	C34	Annual	145,745.60	153,025.60	160,680.00	168,708.80	177,153.60	186,014.40	195,312.00	200,200.00	205,212.80
			Monthly	12,145.47	12,752.13	13,390.00	14,059.07	14,762.80	15,501.20	16,276.00	16,683.33	17,101.07
			Hourly	70.0700	73.5700	77.2500	81.1100	85.1700	89.4300	93.9000	96.2500	98.6600
Electric Utility Division Manager	DMG	C36	Annual	168,438.40	176,862.40	185,702.40	194,979.20	204,734.40	214,968.00	225,721.60	231,358.40	237,140.80
			Monthly	14,036.53	14,738.53	15,475.20	16,248.27	17,061.20	17,914.00	18,810.13	19,279.87	19,761.73
			Hourly	80.9800	85.0300	89.2800	93.7400	98.4300	103.3500	108.5200	111.2300	114.0100
Electric Utility Program Coordinator	PAM	C27	Annual	96,532.80	101,358.40	106,433.60	111,758.40	117,353.60	123,219.20	129,376.00	132,620.80	135,928.00
			Monthly	8,044.40	8,446.53	8,869.47	9,313.20	9,779.47	10,268.27	10,781.33	11,051.73	11,327.33
			Hourly	46.4100	48.7300	51.1700	53.7300	56.4200	59.2400	62.2000	63.7600	65.3500
Emergency Management & Volunteer Services Program Manager	DMG	C30	Annual	111,758.40	117,353.60	123,219.20	129,376.00	135,844.80	142,646.40	149,780.80	153,524.80	157,372.80
			Monthly	9,313.20	9,779.47	10,268.27	10,781.33	11,320.40	11,887.20	12,481.73	12,793.73	13,114.40
			Hourly	53.7300	56.4200	59.2400	62.2000	65.3100	68.5800	72.0100	73.8100	75.6600



**CITY OF MORENO VALLEY**  
**SALARY SCALE - CAREER POSITIONS**  
**EFFECTIVE 07/06/2024**

TITLE	GRP	GRADE										
			A	B	C	D	E	F	G	H	I	
				5.0%	5.0%	5.0%	5.0%	5.0%	5.0%	5.0%	2.5%	2.5%
Emergency Management & Volunteer Services Program Specialist	NE	C16	Annual	56,451.20	59,280.00	62,254.40	65,374.40	68,640.00	72,072.00	75,670.40	77,563.20	79,497.60
			Monthly	4,704.27	4,940.00	5,187.87	5,447.87	5,720.00	6,006.00	6,305.87	6,463.60	6,624.80
			Hourly	27.1400	28.5000	29.9300	31.4300	33.0000	34.6500	36.3800	37.2900	38.2200
Engineering Division Manager/Assistant City Engineer	DMG	C34	Annual	145,745.60	153,025.60	160,680.00	168,708.80	177,153.60	186,014.40	195,312.00	200,200.00	205,212.80
			Monthly	12,145.47	12,752.13	13,390.00	14,059.07	14,762.80	15,501.20	16,276.00	16,683.33	17,101.07
			Hourly	70.0700	73.5700	77.2500	81.1100	85.1700	89.4300	93.9000	96.2500	98.6600
Enterprise Systems Administrator	PAM	C31	Annual	117,332.80	123,198.40	129,355.20	135,824.00	142,625.60	149,760.00	157,248.00	161,179.20	165,214.40
			Monthly	9,777.73	10,266.53	10,779.60	11,318.67	11,885.47	12,480.00	13,104.00	13,431.60	13,767.87
			Hourly	56.4100	59.2300	62.1900	65.3000	68.5700	72.0000	75.6000	77.4900	79.4300
Equipment Operator	NE	C17	Annual	59,280.00	62,254.40	65,374.40	68,640.00	72,072.00	75,670.40	79,456.00	81,452.80	83,491.20
			Monthly	4,940.00	5,187.87	5,447.87	5,720.00	6,006.00	6,305.87	6,621.33	6,787.73	6,957.60
			Hourly	28.5000	29.9300	31.4300	33.0000	34.6500	36.3800	38.2000	39.1600	40.1400
Executive Assistant I	NE	C19	Annual	65,332.80	68,598.40	72,030.40	75,628.80	79,414.40	83,387.20	87,547.20	89,731.20	91,977.60
			Monthly	5,444.40	5,716.53	6,002.53	6,302.40	6,617.87	6,948.93	7,295.60	7,477.60	7,664.80
			Hourly	31.4100	32.9800	34.6300	36.3600	38.1800	40.0900	42.0900	43.1400	44.2200
Executive Assistant to Mayor/City Council	DMG	C30	Annual	111,758.40	117,353.60	123,219.20	129,376.00	135,844.80	142,646.40	149,780.80	153,524.80	157,372.80
			Monthly	9,313.20	9,779.47	10,268.27	10,781.33	11,320.40	11,887.20	12,481.73	12,793.73	13,114.40
			Hourly	53.7300	56.4200	59.2400	62.2000	65.3100	68.5800	72.0100	73.8100	75.6600
Facilities Maintenance Mechanic	NE	C15	Annual	53,768.00	56,451.20	59,280.00	62,254.40	65,374.40	68,640.00	72,072.00	73,881.60	75,732.80
			Monthly	4,480.67	4,704.27	4,940.00	5,187.87	5,447.87	5,720.00	6,006.00	6,156.80	6,311.07
			Hourly	25.8500	27.1400	28.5000	29.9300	31.4300	33.0000	34.6500	35.5200	36.4100
Facilities Maintenance Worker	NE	C13	Annual	48,755.20	51,188.80	53,747.20	56,430.40	59,259.20	62,212.80	65,332.80	66,976.00	68,660.80
			Monthly	4,062.93	4,265.73	4,478.93	4,702.53	4,938.27	5,184.40	5,444.40	5,581.33	5,721.73
			Hourly	23.4400	24.6100	25.8400	27.1300	28.4900	29.9100	31.4100	32.2000	33.0100
Financial Operations Division Manager	DMG	C33	Annual	135,574.40	142,355.20	149,468.80	156,936.00	164,777.60	173,014.40	181,667.20	186,201.60	190,860.80
			Monthly	11,297.87	11,862.93	12,455.73	13,078.00	13,731.47	14,417.87	15,138.93	15,516.80	15,905.07
			Hourly	65.1800	68.4400	71.8600	75.4500	79.2200	83.1800	87.3400	89.5200	91.7600
Financial Resources Division Manager	DMG	C33	Annual	135,574.40	142,355.20	149,468.80	156,936.00	164,777.60	173,014.40	181,667.20	186,201.60	190,860.80
			Monthly	11,297.87	11,862.93	12,455.73	13,078.00	13,731.47	14,417.87	15,138.93	15,516.80	15,905.07
			Hourly	65.1800	68.4400	71.8600	75.4500	79.2200	83.1800	87.3400	89.5200	91.7600
Fleet & Facilities Division Manager	DMG	C31	Annual	117,332.80	123,198.40	129,355.20	135,824.00	142,625.60	149,760.00	157,248.00	161,179.20	165,214.40
			Monthly	9,777.73	10,266.53	10,779.60	11,318.67	11,885.47	12,480.00	13,104.00	13,431.60	13,767.87
			Hourly	56.4100	59.2300	62.1900	65.3000	68.5700	72.0000	75.6000	77.4900	79.4300
Fleet & Facilities Maintenance Supervisor	PAM	C27	Annual	96,532.80	101,358.40	106,433.60	111,758.40	117,353.60	123,219.20	129,376.00	132,620.80	135,928.00
			Annual	8,044.40	8,446.53	8,869.47	9,313.20	9,779.47	10,268.27	10,781.33	11,051.73	11,327.33
			Hourly	46.4100	48.7300	51.1700	53.7300	56.4200	59.2400	62.2000	63.7600	65.3500
GIS Administrator	PAM	C29	Annual	106,412.80	111,737.60	117,332.80	123,198.40	129,355.20	135,824.00	142,625.60	146,182.40	149,843.20
			Monthly	8,867.73	9,311.47	9,777.73	10,266.53	10,779.60	11,318.67	11,885.47	12,181.87	12,486.93
			Hourly	51.1600	53.7200	56.4100	59.2300	62.1900	65.3000	68.5700	70.2800	72.0400
GIS Applications Analyst	PAM	C25	Annual	87,568.00	91,956.80	96,553.60	101,379.20	106,454.40	111,779.20	117,374.40	120,307.20	123,323.20
			Monthly	7,297.33	7,663.07	8,046.13	8,448.27	8,871.20	9,314.93	9,781.20	10,025.60	10,276.93
			Hourly	42.1000	44.2100	46.4200	48.7400	51.1800	53.7400	56.4300	57.8400	59.2900

**CITY OF MORENO VALLEY**  
**SALARY SCALE - CAREER POSITIONS**  
**EFFECTIVE 07/06/2024**

TITLE	GRP	GRADE										
			A	B	C	D	E	F	G	H	I	
				5.0%	5.0%	5.0%	5.0%	5.0%	5.0%	5.0%	2.5%	2.5%
GIS Specialist	NE	C21	Annual	72,051.20	75,649.60	79,435.20	83,408.00	87,588.80	91,977.60	96,574.40	98,987.20	101,462.40
			Monthly	6,004.27	6,304.13	6,619.60	6,950.67	7,299.07	7,664.80	8,047.87	8,248.93	8,455.20
			Hourly	34.6400	36.3700	38.1900	40.1000	42.1100	44.2200	46.4300	47.5900	48.7800
Grants Division Manager	DMG	C33	Annual	135,574.40	142,355.20	149,468.80	156,936.00	164,777.60	173,014.40	181,667.20	186,201.60	190,860.80
			Monthly	11,297.87	11,862.93	12,455.73	13,078.00	13,731.47	14,417.87	15,138.93	15,516.80	15,905.07
			Hourly	65.1800	68.4400	71.8600	75.4500	79.2200	83.1800	87.3400	89.5200	91.7600
Grants Program Manager	PAM	C27	Annual	96,532.80	101,358.40	106,433.60	111,758.40	117,353.60	123,219.20	129,376.00	132,620.80	135,928.00
			Monthly	8,044.40	8,446.53	8,869.47	9,313.20	9,779.47	10,268.27	10,781.33	11,051.73	11,327.33
			Hourly	46.4100	48.7300	51.1700	53.7300	56.4200	59.2400	62.2000	63.7600	65.3500
Human Resources Analyst	PAM	C24	Annual	83,387.20	87,547.20	91,915.20	96,512.00	101,337.60	106,412.80	111,737.60	114,524.80	117,395.20
			Monthly	6,948.93	7,295.60	7,659.60	8,042.67	8,444.80	8,867.73	9,311.47	9,543.73	9,782.93
			Hourly	40.0900	42.0900	44.1900	46.4000	48.7200	51.1600	53.7200	55.0600	56.4400
Human Resources Division Manager	DMG	C34	Annual	145,745.60	153,025.60	160,680.00	168,708.80	177,153.60	186,014.40	195,312.00	200,200.00	205,212.80
			Monthly	12,145.47	12,752.13	13,390.00	14,059.07	14,762.80	15,501.20	16,276.00	16,683.33	17,101.07
			Hourly	70.0700	73.5700	77.2500	81.1100	85.1700	89.4300	93.9000	96.2500	98.6600
Human Resources Technician	NE	C22	Annual	75,628.80	79,414.40	83,387.20	87,547.20	91,915.20	96,512.00	101,337.60	103,875.20	106,475.20
			Monthly	6,302.40	6,617.87	6,948.93	7,295.60	7,659.60	8,042.67	8,444.80	8,656.27	8,872.93
			Hourly	36.3600	38.1800	40.0900	42.0900	44.1900	46.4000	48.7200	49.9400	51.1900
Information Technology Technician	NE	C20	Annual	68,598.40	72,030.40	75,628.80	79,414.40	83,387.20	87,547.20	91,915.20	94,203.20	96,553.60
			Monthly	5,716.53	6,002.53	6,302.40	6,617.87	6,948.93	7,295.60	7,659.60	7,850.27	8,046.13
			Hourly	32.9800	34.6300	36.3600	38.1800	40.0900	42.0900	44.1900	45.2900	46.4200
Landscape Services Inspector	NE	C18	Annual	62,233.60	65,353.60	68,619.20	72,051.20	75,649.60	79,435.20	83,408.00	85,488.00	87,630.40
			Monthly	5,186.13	5,446.13	5,718.27	6,004.27	6,304.13	6,619.60	6,950.67	7,124.00	7,302.53
			Hourly	29.9200	31.4200	32.9900	34.6400	36.3700	38.1900	40.1000	41.1000	42.1300
Lead Facilities Maintenance Worker	NE	C18	Annual	62,233.60	65,353.60	68,619.20	72,051.20	75,649.60	79,435.20	83,408.00	85,488.00	87,630.40
			Monthly	5,186.13	5,446.13	5,718.27	6,004.27	6,304.13	6,619.60	6,950.67	7,124.00	7,302.53
			Hourly	29.9200	31.4200	32.9900	34.6400	36.3700	38.1900	40.1000	41.1000	42.1300
Lead Maintenance Worker	NE	C19	Annual	65,332.80	68,598.40	72,030.40	75,628.80	79,414.40	83,387.20	87,547.20	89,731.20	91,977.60
			Monthly	5,444.40	5,716.53	6,002.53	6,302.40	6,617.87	6,948.93	7,295.60	7,477.60	7,664.80
			Hourly	31.4100	32.9800	34.6300	36.3600	38.1800	40.0900	42.0900	43.1400	44.2200
Lead Parks Maintenance Worker	NE	C15	Annual	53,768.00	56,451.20	59,280.00	62,254.40	65,374.40	68,640.00	72,072.00	73,881.60	75,732.80
			Monthly	4,480.67	4,704.27	4,940.00	5,187.87	5,447.87	5,720.00	6,006.00	6,156.80	6,311.07
			Hourly	25.8500	27.1400	28.5000	29.9300	31.4300	33.0000	34.6500	35.5200	36.4100
Lead Traffic Sign/Marking Technician	NE	C18	Annual	62,233.60	65,353.60	68,619.20	72,051.20	75,649.60	79,435.20	83,408.00	85,488.00	87,630.40
			Monthly	5,186.13	5,446.13	5,718.27	6,004.27	6,304.13	6,619.60	6,950.67	7,124.00	7,302.53
			Hourly	29.9200	31.4200	32.9900	34.6400	36.3700	38.1900	40.1000	41.1000	42.1300
Lead Vehicle/Equipment Technician	NE	C19	Annual	65,332.80	68,598.40	72,030.40	75,628.80	79,414.40	83,387.20	87,547.20	89,731.20	91,977.60
			Monthly	5,444.40	5,716.53	6,002.53	6,302.40	6,617.87	6,948.93	7,295.60	7,477.60	7,664.80
			Hourly	31.4100	32.9800	34.6300	36.3600	38.1800	40.0900	42.0900	43.1400	44.2200
Maintenance & Operations Division Manager	DMG	C31	Annual	117,332.80	123,198.40	129,355.20	135,824.00	142,625.60	149,760.00	157,248.00	161,179.20	165,214.40
			Monthly	9,777.73	10,266.53	10,779.60	11,318.67	11,885.47	12,480.00	13,104.00	13,431.60	13,767.87
			Hourly	56.4100	59.2300	62.1900	65.3000	68.5700	72.0000	75.6000	77.4900	79.4300

**CITY OF MORENO VALLEY**  
**SALARY SCALE - CAREER POSITIONS**  
**EFFECTIVE 07/06/2024**

TITLE	GRP	GRADE										
			A	B	C	D	E	F	G	H	I	
				5.0%	5.0%	5.0%	5.0%	5.0%	5.0%	5.0%	2.5%	2.5%
Maintenance Worker I	NE	C12	Annual	46,446.40	48,776.00	51,209.60	53,768.00	56,451.20	59,280.00	62,254.40	63,814.40	65,416.00
			Monthly	3,870.53	4,064.67	4,267.47	4,480.67	4,704.27	4,940.00	5,187.87	5,317.87	5,451.33
			Hourly	22.3300	23.4500	24.6200	25.8500	27.1400	28.5000	29.9300	30.6800	31.4500
Maintenance Worker II	NE	C15	Annual	53,768.00	56,451.20	59,280.00	62,254.40	65,374.40	68,640.00	72,072.00	73,881.60	75,732.80
			Monthly	4,480.67	4,704.27	4,940.00	5,187.87	5,447.87	5,720.00	6,006.00	6,156.80	6,311.07
			Hourly	25.8500	27.1400	28.5000	29.9300	31.4300	33.0000	34.6500	35.5200	36.4100
Maintenance Worker/Work Release Coordinator	NE	C16	Annual	56,451.20	59,280.00	62,254.40	65,374.40	68,640.00	72,072.00	75,670.40	77,563.20	79,497.60
			Monthly	4,704.27	4,940.00	5,187.87	5,447.87	5,720.00	6,006.00	6,305.87	6,463.60	6,624.80
			Hourly	27.1400	28.5000	29.9300	31.4300	33.0000	34.6500	36.3800	37.2900	38.2200
Management Aide	NE	C18	Annual	62,233.60	65,353.60	68,619.20	72,051.20	75,649.60	79,435.20	83,408.00	85,488.00	87,630.40
			Monthly	5,186.13	5,446.13	5,718.27	6,004.27	6,304.13	6,619.60	6,950.67	7,124.00	7,302.53
			Hourly	29.9200	31.4200	32.9900	34.6400	36.3700	38.1900	40.1000	41.1000	42.1300
Management Analyst	PAM	C24	Annual	83,387.20	87,547.20	91,915.20	96,512.00	101,337.60	106,412.80	111,737.60	114,524.80	117,395.20
			Monthly	6,948.93	7,295.60	7,659.60	8,042.67	8,444.80	8,867.73	9,311.47	9,543.73	9,782.93
			Hourly	40.0900	42.0900	44.1900	46.4000	48.7200	51.1600	53.7200	55.0600	56.4400
Management Assistant	PAM	C22	Annual	75,628.80	79,414.40	83,387.20	87,547.20	91,915.20	96,512.00	101,337.60	103,875.20	106,475.20
			Monthly	6,302.40	6,617.87	6,948.93	7,295.60	7,659.60	8,042.67	8,444.80	8,656.27	8,872.93
			Hourly	36.3600	38.1800	40.0900	42.0900	44.1900	46.4000	48.7200	49.9400	51.1900
Media & Communications Division Manager	DMG	C33	Annual	135,574.40	142,355.20	149,468.80	156,936.00	164,777.60	173,014.40	181,667.20	186,201.60	190,860.80
			Monthly	11,297.87	11,862.93	12,455.73	13,078.00	13,731.47	14,417.87	15,138.93	15,516.80	15,905.07
			Hourly	65.1800	68.4400	71.8600	75.4500	79.2200	83.1800	87.3400	89.5200	91.7600
Network Administrator	PAM	C31	Annual	117,332.80	123,198.40	129,355.20	135,824.00	142,625.60	149,760.00	157,248.00	161,179.20	165,214.40
			Monthly	9,777.73	10,266.53	10,779.60	11,318.67	11,885.47	12,480.00	13,104.00	13,431.60	13,767.87
			Hourly	56.4100	59.2300	62.1900	65.3000	68.5700	72.0000	75.6000	77.4900	79.4300
Network & Systems Specialist	PAM	C24	Annual	83,387.20	87,547.20	91,915.20	96,512.00	101,337.60	106,412.80	111,737.60	114,524.80	117,395.20
			Monthly	6,948.93	7,295.60	7,659.60	8,042.67	8,444.80	8,867.73	9,311.47	9,543.73	9,782.93
			Hourly	40.0900	42.0900	44.1900	46.4000	48.7200	51.1600	53.7200	55.0600	56.4400
Paralegal	NE	C20	Annual	68,598.40	72,030.40	75,628.80	79,414.40	83,387.20	87,547.20	91,915.20	94,203.20	96,553.60
			Monthly	5,716.53	6,002.53	6,302.40	6,617.87	6,948.93	7,295.60	7,659.60	7,850.27	8,046.13
			Hourly	32.9800	34.6300	36.3600	38.1800	40.0900	42.0900	44.1900	45.2900	46.4200
Park Ranger	NE	C16	Annual	56,451.20	59,280.00	62,254.40	65,374.40	68,640.00	72,072.00	75,670.40	77,563.20	79,497.60
			Monthly	4,704.27	4,940.00	5,187.87	5,447.87	5,720.00	6,006.00	6,305.87	6,463.60	6,624.80
			Hourly	27.1400	28.5000	29.9300	31.4300	33.0000	34.6500	36.3800	37.2900	38.2200
Parking Control Officer	NE	C12	Annual	46,446.40	48,776.00	51,209.60	53,768.00	56,451.20	59,280.00	62,254.40	63,814.40	65,416.00
			Monthly	3,870.53	4,064.67	4,267.47	4,480.67	4,704.27	4,940.00	5,187.87	5,317.87	5,451.33
			Hourly	22.3300	23.4500	24.6200	25.8500	27.1400	28.5000	29.9300	30.6800	31.4500
Parks & Community Services Administration & Financial Services Division Manager	DMG	C30	Annual	111,758.40	117,353.60	123,219.20	129,376.00	135,844.80	142,646.40	149,780.80	153,524.80	157,372.80
			Monthly	9,313.20	9,779.47	10,268.27	10,781.33	11,320.40	11,887.20	12,481.73	12,793.73	13,114.40
			Hourly	53.7300	56.4200	59.2400	62.2000	65.3100	68.5800	72.0100	73.8100	75.6600
Parks & Landscape Services Division Manager	DMG	C31	Annual	117,332.80	123,198.40	129,355.20	135,824.00	142,625.60	149,760.00	157,248.00	161,179.20	165,214.40
			Monthly	9,777.73	10,266.53	10,779.60	11,318.67	11,885.47	12,480.00	13,104.00	13,431.60	13,767.87
			Hourly	56.4100	59.2300	62.1900	65.3000	68.5700	72.0000	75.6000	77.4900	79.4300

**CITY OF MORENO VALLEY**  
**SALARY SCALE - CAREER POSITIONS**  
**EFFECTIVE 07/06/2024**

TITLE	GRP	GRADE										
			A	B	C	D	E	F	G	H	I	
				5.0%	5.0%	5.0%	5.0%	5.0%	5.0%	5.0%	2.5%	2.5%
Parks Maintenance Supervisor	PAM	C25	Annual	87,568.00	91,956.80	96,553.60	101,379.20	106,454.40	111,779.20	117,374.40	120,307.20	123,323.20
			Monthly	7,297.33	7,663.07	8,046.13	8,448.27	8,871.20	9,314.93	9,781.20	10,025.60	10,276.93
			Hourly	42.1000	44.2100	46.4200	48.7400	51.1800	53.7400	56.4300	57.8400	59.2900
Parks Maintenance Worker	NE	C12	Annual	46,446.40	48,776.00	51,209.60	53,768.00	56,451.20	59,280.00	62,254.40	63,814.40	65,416.00
			Monthly	3,870.53	4,064.67	4,267.47	4,480.67	4,704.27	4,940.00	5,187.87	5,317.87	5,451.33
			Hourly	22.3300	23.4500	24.6200	25.8500	27.1400	28.5000	29.9300	30.6800	31.4500
Parks Project Manager	PAM	C25	Annual	87,568.00	91,956.80	96,553.60	101,379.20	106,454.40	111,779.20	117,374.40	120,307.20	123,323.20
			Monthly	7,297.33	7,663.07	8,046.13	8,448.27	8,871.20	9,314.93	9,781.20	10,025.60	10,276.93
			Hourly	42.1000	44.2100	46.4200	48.7400	51.1800	53.7400	56.4300	57.8400	59.2900
Payroll Supervisor	PAM	C26	Annual	91,936.00	96,532.80	101,358.40	106,433.60	111,758.40	117,353.60	123,219.20	126,297.60	129,459.20
			Monthly	7,661.33	8,044.40	8,446.53	8,869.47	9,313.20	9,779.47	10,268.27	10,524.80	10,788.27
			Hourly	44.2000	46.4100	48.7300	51.1700	53.7300	56.4200	59.2400	60.7200	62.2400
Permit Technician	NE	C18	Annual	62,233.60	65,353.60	68,619.20	72,051.20	75,649.60	79,435.20	83,408.00	85,488.00	87,630.40
			Monthly	5,186.13	5,446.13	5,718.27	6,004.27	6,304.13	6,619.60	6,950.67	7,124.00	7,302.53
			Hourly	29.9200	31.4200	32.9900	34.6400	36.3700	38.1900	40.1000	41.1000	42.1300
Planning Division Manager/Official	DMG	C34	Annual	145,745.60	153,025.60	160,680.00	168,708.80	177,153.60	186,014.40	195,312.00	200,200.00	205,212.80
			Monthly	12,145.47	12,752.13	13,390.00	14,059.07	14,762.80	15,501.20	16,276.00	16,683.33	17,101.07
			Hourly	70.0700	73.5700	77.2500	81.1100	85.1700	89.4300	93.9000	96.2500	98.6600
Principal Accountant	PAM	C28	Annual	101,358.40	106,433.60	111,758.40	117,353.60	123,219.20	129,376.00	135,844.80	139,235.20	142,708.80
			Monthly	8,446.53	8,869.47	9,313.20	9,779.47	10,268.27	10,781.33	11,320.40	11,602.93	11,892.40
			Hourly	48.7300	51.1700	53.7300	56.4200	59.2400	62.2000	65.3100	66.9400	68.6100
Principal Engineer	DMG	C33	Annual	135,574.40	142,355.20	149,468.80	156,936.00	164,777.60	173,014.40	181,667.20	186,201.60	190,860.80
			Monthly	11,297.87	11,862.93	12,455.73	13,078.00	13,731.47	14,417.87	15,138.93	15,516.80	15,905.07
			Hourly	65.1800	68.4400	71.8600	75.4500	79.2200	83.1800	87.3400	89.5200	91.7600
Principal Engineer/City Traffic Engineer	DMG	C33	Annual	135,574.40	142,355.20	149,468.80	156,936.00	164,777.60	173,014.40	181,667.20	186,201.60	190,860.80
			Monthly	11,297.87	11,862.93	12,455.73	13,078.00	13,731.47	14,417.87	15,138.93	15,516.80	15,905.07
			Hourly	65.1800	68.4400	71.8600	75.4500	79.2200	83.1800	87.3400	89.5200	91.7600
Principal Planner	PAM	C33	Annual	135,574.40	142,355.20	149,468.80	156,936.00	164,777.60	173,014.40	181,667.20	186,201.60	190,860.80
			Monthly	11,297.87	11,862.93	12,455.73	13,078.00	13,731.47	14,417.87	15,138.93	15,516.80	15,905.07
			Hourly	65.1800	68.4400	71.8600	75.4500	79.2200	83.1800	87.3400	89.5200	91.7600
Public Information/Intergovernmental Relations Officer	PAM	C28	Annual	101,358.40	106,433.60	111,758.40	117,353.60	123,219.20	129,376.00	135,844.80	139,235.20	142,708.80
			Monthly	8,446.53	8,869.47	9,313.20	9,779.47	10,268.27	10,781.33	11,320.40	11,602.93	11,892.40
			Hourly	48.7300	51.1700	53.7300	56.4200	59.2400	62.2000	65.3100	66.9400	68.6100
Public Safety Contracts Administrator	DMG	C30	Annual	111,758.40	117,353.60	123,219.20	129,376.00	135,844.80	142,646.40	149,780.80	153,524.80	157,372.80
			Monthly	9,313.20	9,779.47	10,268.27	10,781.33	11,320.40	11,887.20	12,481.73	12,793.73	13,114.40
			Hourly	53.7300	56.4200	59.2400	62.2000	65.3100	68.5800	72.0100	73.8100	75.6600
Purchasing Division Manager	DMG	C32	Annual	126,131.20	132,433.60	139,048.00	145,995.20	153,296.00	160,971.20	169,020.80	173,243.20	177,569.60
			Monthly	10,510.93	11,036.13	11,587.33	12,166.27	12,774.67	13,414.27	14,085.07	14,436.93	14,797.47
			Hourly	60.6400	63.6700	66.8500	70.1900	73.7000	77.3900	81.2600	83.2900	85.3700
Recycling Specialist	NE	C16	Annual	56,451.20	59,280.00	62,254.40	65,374.40	68,640.00	72,072.00	75,670.40	77,563.20	79,497.60
			Monthly	4,704.27	4,940.00	5,187.87	5,447.87	5,720.00	6,006.00	6,305.87	6,463.60	6,624.80
			Hourly	27.1400	28.5000	29.9300	31.4300	33.0000	34.6500	36.3800	37.2900	38.2200

**CITY OF MORENO VALLEY**  
**SALARY SCALE - CAREER POSITIONS**  
**EFFECTIVE 07/06/2024**

TITLE	GRP	GRADE										
			A	B	C	D	E	F	G	H	I	
				5.0%	5.0%	5.0%	5.0%	5.0%	5.0%	5.0%	2.5%	2.5%
Registered Veterinary Technician	NE	C16	Annual	56,451.20	59,280.00	62,254.40	65,374.40	68,640.00	72,072.00	75,670.40	77,563.20	79,497.60
			Monthly	4,704.27	4,940.00	5,187.87	5,447.87	5,720.00	6,006.00	6,305.87	6,463.60	6,624.80
			Hourly	27.1400	28.5000	29.9300	31.4300	33.0000	34.6500	36.3800	37.2900	38.2200
Resource Analyst	PAM	C27	Annual	96,532.80	101,358.40	106,433.60	111,758.40	117,353.60	123,219.20	129,376.00	132,620.80	135,928.00
			Monthly	8,044.40	8,446.53	8,869.47	9,313.20	9,779.47	10,268.27	10,781.33	11,051.73	11,327.33
			Hourly	46.4100	48.7300	51.1700	53.7300	56.4200	59.2400	62.2000	63.7600	65.3500
Security Guard	NE	C08	Annual	38,209.60	40,123.20	42,120.00	44,220.80	46,425.60	48,755.20	51,188.80	52,478.40	53,788.80
			Monthly	3,184.13	3,343.60	3,510.00	3,685.07	3,868.80	4,062.93	4,265.73	4,373.20	4,482.40
			Hourly	18.3700	19.2900	20.2500	21.2600	22.3200	23.4400	24.6100	25.2300	25.8600
Senior Accountant	PAM	C25	Annual	87,568.00	91,956.80	96,553.60	101,379.20	106,454.40	111,779.20	117,374.40	120,307.20	123,323.20
			Monthly	7,297.33	7,663.07	8,046.13	8,448.27	8,871.20	9,314.93	9,781.20	10,025.60	10,276.93
			Hourly	42.1000	44.2100	46.4200	48.7400	51.1800	53.7400	56.4300	57.8400	59.2900
Senior Administrative Assistant	NE	C17	Annual	59,280.00	62,254.40	65,374.40	68,640.00	72,072.00	75,670.40	79,456.00	81,452.80	83,491.20
			Monthly	4,940.00	5,187.87	5,447.87	5,720.00	6,006.00	6,305.87	6,621.33	6,787.73	6,957.60
			Hourly	28.5000	29.9300	31.4300	33.0000	34.6500	36.3800	38.2000	39.1600	40.1400
Senior Applications Analyst	PAM	C27	Annual	96,532.80	101,358.40	106,433.60	111,758.40	117,353.60	123,219.20	129,376.00	132,620.80	135,928.00
			Monthly	8,044.40	8,446.53	8,869.47	9,313.20	9,779.47	10,268.27	10,781.33	11,051.73	11,327.33
			Hourly	46.4100	48.7300	51.1700	53.7300	56.4200	59.2400	62.2000	63.7600	65.3500
Senior Building Inspector	PAM	C25	Annual	87,568.00	91,956.80	96,553.60	101,379.20	106,454.40	111,779.20	117,374.40	120,307.20	123,323.20
			Monthly	7,297.33	7,663.07	8,046.13	8,448.27	8,871.20	9,314.93	9,781.20	10,025.60	10,276.93
			Hourly	42.1000	44.2100	46.4200	48.7400	51.1800	53.7400	56.4300	57.8400	59.2900
Senior Community Enhancement Officer	PAM	C22	Annual	75,628.80	79,414.40	83,387.20	87,547.20	91,915.20	96,512.00	101,337.60	103,875.20	106,475.20
			Monthly	6,302.40	6,617.87	6,948.93	7,295.60	7,659.60	8,042.67	8,444.80	8,656.27	8,872.93
			Hourly	36.3600	38.1800	40.0900	42.0900	44.1900	46.4000	48.7200	49.9400	51.1900
Senior Construction Inspector	PAM	C23	Annual	79,435.20	83,408.00	87,588.80	91,977.60	96,574.40	101,400.00	106,475.20	109,137.60	111,862.40
			Monthly	6,619.60	6,950.67	7,299.07	7,664.80	8,047.87	8,450.00	8,872.93	9,094.80	9,321.87
			Hourly	38.1900	40.1000	42.1100	44.2200	46.4300	48.7500	51.1900	52.4700	53.7800
Senior Deputy City Clerk	DMG	C30	Annual	111,758.40	117,353.60	123,219.20	129,376.00	135,844.80	142,646.40	149,780.80	153,524.80	157,372.80
			Monthly	9,313.20	9,779.47	10,268.27	10,781.33	11,320.40	11,887.20	12,481.73	12,793.73	13,114.40
			Hourly	53.7300	56.4200	59.2400	62.2000	65.3100	68.5800	72.0100	73.8100	75.6600
Senior Electrical Engineer	PAM	C31	Annual	117,332.80	123,198.40	129,355.20	135,824.00	142,625.60	149,760.00	157,248.00	161,179.20	165,214.40
			Monthly	9,777.73	10,266.53	10,779.60	11,318.67	11,885.47	12,480.00	13,104.00	13,431.60	13,767.87
			Hourly	56.4100	59.2300	62.1900	65.3000	68.5700	72.0000	75.6000	77.4900	79.4300
Senior Engineer, P.E.	PAM	C31	Annual	117,332.80	123,198.40	129,355.20	135,824.00	142,625.60	149,760.00	157,248.00	161,179.20	165,214.40
			Monthly	9,777.73	10,266.53	10,779.60	11,318.67	11,885.47	12,480.00	13,104.00	13,431.60	13,767.87
			Hourly	56.4100	59.2300	62.1900	65.3000	68.5700	72.0000	75.6000	77.4900	79.4300
Senior Equipment Operator	NE	C18	Annual	62,233.60	65,353.60	68,619.20	72,051.20	75,649.60	79,435.20	83,408.00	85,488.00	87,630.40
			Monthly	5,186.13	5,446.13	5,718.27	6,004.27	6,304.13	6,619.60	6,950.67	7,124.00	7,302.53
			Hourly	29.9200	31.4200	32.9900	34.6400	36.3700	38.1900	40.1000	41.1000	42.1300
Senior Graphics Designer	NE	C19	Annual	65,332.80	68,598.40	72,030.40	75,628.80	79,414.40	83,387.20	87,547.20	89,731.20	91,977.60
			Monthly	5,444.40	5,716.53	6,002.53	6,302.40	6,617.87	6,948.93	7,295.60	7,477.60	7,664.80
			Hourly	31.4100	32.9800	34.6300	36.3600	38.1800	40.0900	42.0900	43.1400	44.2200

**CITY OF MORENO VALLEY**  
**SALARY SCALE - CAREER POSITIONS**  
**EFFECTIVE 07/06/2024**

TITLE	GRP	GRADE										
			A	B	C	D	E	F	G	H	I	
				5.0%	5.0%	5.0%	5.0%	5.0%	5.0%	5.0%	2.5%	2.5%
Senior Human Resources Analyst	PAM	C27	Annual	96,532.80	101,358.40	106,433.60	111,758.40	117,353.60	123,219.20	129,376.00	132,620.80	135,928.00
			Monthly	8,044.40	8,446.53	8,869.47	9,313.20	9,779.47	10,268.27	10,781.33	11,051.73	11,327.33
			Hourly	46.4100	48.7300	51.1700	53.7300	56.4200	59.2400	62.2000	63.7600	65.3500
Senior Landscape Services Inspector	PAM	C20	Annual	68,598.40	72,030.40	75,628.80	79,414.40	83,387.20	87,547.20	91,915.20	94,203.20	96,553.60
			Monthly	5,716.53	6,002.53	6,302.40	6,617.87	6,948.93	7,295.60	7,659.60	7,850.27	8,046.13
			Hourly	32.9800	34.6300	36.3600	38.1800	40.0900	42.0900	44.1900	45.2900	46.4200
Senior Management Analyst	PAM	C27	Annual	96,532.80	101,358.40	106,433.60	111,758.40	117,353.60	123,219.20	129,376.00	132,620.80	135,928.00
			Monthly	8,044.40	8,446.53	8,869.47	9,313.20	9,779.47	10,268.27	10,781.33	11,051.73	11,327.33
			Hourly	46.4100	48.7300	51.1700	53.7300	56.4200	59.2400	62.2000	63.7600	65.3500
Senior Office Assistant	NE	C13	Annual	48,755.20	51,188.80	53,747.20	56,430.40	59,259.20	62,212.80	65,332.80	66,976.00	68,660.80
			Monthly	4,062.93	4,265.73	4,478.93	4,702.53	4,938.27	5,184.40	5,444.40	5,581.33	5,721.73
			Hourly	23.4400	24.6100	25.8400	27.1300	28.4900	29.9100	31.4100	32.2000	33.0100
Senior Parking Control Officer	NE	C14	Annual	51,209.60	53,768.00	56,451.20	59,280.00	62,254.40	65,374.40	68,640.00	70,366.40	72,134.40
			Monthly	4,267.47	4,480.67	4,704.27	4,940.00	5,187.87	5,447.87	5,720.00	5,863.87	6,011.20
			Hourly	24.6200	25.8500	27.1400	28.5000	29.9300	31.4300	33.0000	33.8300	34.6800
Senior Parks Maintenance Technician	NE	C19	Annual	65,332.80	68,598.40	72,030.40	75,628.80	79,414.40	83,387.20	87,547.20	89,731.20	91,977.60
			Monthly	5,444.40	5,716.53	6,002.53	6,302.40	6,617.87	6,948.93	7,295.60	7,477.60	7,664.80
			Hourly	31.4100	32.9800	34.6300	36.3600	38.1800	40.0900	42.0900	43.1400	44.2200
Senior Payroll Technician	NE	C18	Annual	62,233.60	65,353.60	68,619.20	72,051.20	75,649.60	79,435.20	83,408.00	85,488.00	87,630.40
			Monthly	5,186.13	5,446.13	5,718.27	6,004.27	6,304.13	6,619.60	6,950.67	7,124.00	7,302.53
			Hourly	29.9200	31.4200	32.9900	34.6400	36.3700	38.1900	40.1000	41.1000	42.1300
Senior Permit Technician	NE	C20	Annual	68,598.40	72,030.40	75,628.80	79,414.40	83,387.20	87,547.20	91,915.20	94,203.20	96,553.60
			Monthly	5,716.53	6,002.53	6,302.40	6,617.87	6,948.93	7,295.60	7,659.60	7,850.27	8,046.13
			Hourly	32.9800	34.6300	36.3600	38.1800	40.0900	42.0900	44.1900	45.2900	46.4200
Senior Planner	PAM	C27	Annual	96,532.80	101,358.40	106,433.60	111,758.40	117,353.60	123,219.20	129,376.00	132,620.80	135,928.00
			Monthly	8,044.40	8,446.53	8,869.47	9,313.20	9,779.47	10,268.27	10,781.33	11,051.73	11,327.33
			Hourly	46.4100	48.7300	51.1700	53.7300	56.4200	59.2400	62.2000	63.7600	65.3500
Senior Risk Analyst	PAM	C27	Annual	96,532.80	101,358.40	106,433.60	111,758.40	117,353.60	123,219.20	129,376.00	132,620.80	135,928.00
			Monthly	8,044.40	8,446.53	8,869.47	9,313.20	9,779.47	10,268.27	10,781.33	11,051.73	11,327.33
			Hourly	46.4100	48.7300	51.1700	53.7300	56.4200	59.2400	62.2000	63.7600	65.3500
Senior Telecommunications Technician	NE	C22	Annual	75,628.80	79,414.40	83,387.20	87,547.20	91,915.20	96,512.00	101,337.60	103,875.20	106,475.20
			Monthly	6,302.40	6,617.87	6,948.93	7,295.60	7,659.60	8,042.67	8,444.80	8,656.27	8,872.93
			Hourly	36.3600	38.1800	40.0900	42.0900	44.1900	46.4000	48.7200	49.9400	51.1900
Senior Traffic Signal Technician	PAM	C23	Annual	79,435.20	83,408.00	87,588.80	91,977.60	96,574.40	101,400.00	106,475.20	109,137.60	111,862.40
			Monthly	6,619.60	6,950.67	7,299.07	7,664.80	8,047.87	8,450.00	8,872.93	9,094.80	9,321.87
			Hourly	38.1900	40.1000	42.1100	44.2200	46.4300	48.7500	51.1900	52.4700	53.7800
Special Districts Division Manager	DMG	C34	Annual	145,745.60	153,025.60	160,680.00	168,708.80	177,153.60	186,014.40	195,312.00	200,200.00	205,212.80
			Monthly	12,145.47	12,752.13	13,390.00	14,059.07	14,762.80	15,501.20	16,276.00	16,683.33	17,101.07
			Hourly	70.0700	73.5700	77.2500	81.1100	85.1700	89.4300	93.9000	96.2500	98.6600
Special Events & Facilities Division Manager	DMG	C30	Annual	111,758.40	117,353.60	123,219.20	129,376.00	135,844.80	142,646.40	149,780.80	153,524.80	157,372.80
			Monthly	9,313.20	9,779.47	10,268.27	10,781.33	11,320.40	11,887.20	12,481.73	12,793.73	13,114.40
			Hourly	53.7300	56.4200	59.2400	62.2000	65.3100	68.5800	72.0100	73.8100	75.6600

**CITY OF MORENO VALLEY**  
**SALARY SCALE - CAREER POSITIONS**  
**EFFECTIVE 07/06/2024**

TITLE	GRP	GRADE										
			A	B	C	D	E	F	G	H	I	
				5.0%	5.0%	5.0%	5.0%	5.0%	5.0%	5.0%	2.5%	2.5%
Storekeeper	NE	C14	Annual	51,209.60	53,768.00	56,451.20	59,280.00	62,254.40	65,374.40	68,640.00	70,366.40	72,134.40
			Monthly	4,267.47	4,480.67	4,704.27	4,940.00	5,187.87	5,447.87	5,720.00	5,863.87	6,011.20
			Hourly	24.6200	25.8500	27.1400	28.5000	29.9300	31.4300	33.0000	33.8300	34.6800
Strategic Initiatives Manager	DMG	C34	Annual	145,745.60	153,025.60	160,680.00	168,708.80	177,153.60	186,014.40	195,312.00	200,200.00	205,212.80
			Monthly	12,145.47	12,752.13	13,390.00	14,059.07	14,762.80	15,501.20	16,276.00	16,683.33	17,101.07
			Hourly	70.0700	73.5700	77.2500	81.1100	85.1700	89.4300	93.9000	96.2500	98.6600
Street Maintenance Supervisor	PAM	C25	Annual	87,568.00	91,956.80	96,553.60	101,379.20	106,454.40	111,779.20	117,374.40	120,307.20	123,323.20
			Monthly	7,297.33	7,663.07	8,046.13	8,448.27	8,871.20	9,314.93	9,781.20	10,025.60	10,276.93
			Hourly	42.1000	44.2100	46.4200	48.7400	51.1800	53.7400	56.4300	57.8400	59.2900
Telecommunications Engineer/Administrator	PAM	C29	Annual	106,412.80	111,737.60	117,332.80	123,198.40	129,355.20	135,824.00	142,625.60	146,182.40	149,843.20
			Monthly	8,867.73	9,311.47	9,777.73	10,266.53	10,779.60	11,318.67	11,885.47	12,181.87	12,486.93
			Hourly	51.1600	53.7200	56.4100	59.2300	62.1900	65.3000	68.5700	70.2800	72.0400
Telecommunications Technician	NE	C20	Annual	68,598.40	72,030.40	75,628.80	79,414.40	83,387.20	87,547.20	91,915.20	94,203.20	96,553.60
			Monthly	5,716.53	6,002.53	6,302.40	6,617.87	6,948.93	7,295.60	7,659.60	7,850.27	8,046.13
			Hourly	32.9800	34.6300	36.3600	38.1800	40.0900	42.0900	44.1900	45.2900	46.4200
Traffic Operations Supervisor	PAM	C26	Annual	91,936.00	96,532.80	101,358.40	106,433.60	111,758.40	117,353.60	123,219.20	126,297.60	129,459.20
			Monthly	7,661.33	8,044.40	8,446.53	8,869.47	9,313.20	9,779.47	10,268.27	10,524.80	10,788.27
			Hourly	44.2000	46.4100	48.7300	51.1700	53.7300	56.4200	59.2400	60.7200	62.2400
Traffic Signal Technician	NE	C22	Annual	75,628.80	79,414.40	83,387.20	87,547.20	91,915.20	96,512.00	101,337.60	103,875.20	106,475.20
			Monthly	6,302.40	6,617.87	6,948.93	7,295.60	7,659.60	8,042.67	8,444.80	8,656.27	8,872.93
			Hourly	36.3600	38.1800	40.0900	42.0900	44.1900	46.4000	48.7200	49.9400	51.1900
Traffic Sign/Marking Technician I	NE	C13	Annual	48,755.20	51,188.80	53,747.20	56,430.40	59,259.20	62,212.80	65,332.80	66,976.00	68,660.80
			Monthly	4,062.93	4,265.73	4,478.93	4,702.53	4,938.27	5,184.40	5,444.40	5,581.33	5,721.73
			Hourly	23.4400	24.6100	25.8400	27.1300	28.4900	29.9100	31.4100	32.2000	33.0100
Traffic Sign/Marking Technician II	NE	C15	Annual	53,768.00	56,451.20	59,280.00	62,254.40	65,374.40	68,640.00	72,072.00	73,881.60	75,732.80
			Monthly	4,480.67	4,704.27	4,940.00	5,187.87	5,447.87	5,720.00	6,006.00	6,156.80	6,311.07
			Hourly	25.8500	27.1400	28.5000	29.9300	31.4300	33.0000	34.6500	35.5200	36.4100
Utility Finance Manager	PAM	C28	Annual	101,358.40	106,433.60	111,758.40	117,353.60	123,219.20	129,376.00	135,844.80	139,235.20	142,708.80
			Monthly	8,446.53	8,869.47	9,313.20	9,779.47	10,268.27	10,781.33	11,320.40	11,602.93	11,892.40
			Hourly	48.7300	51.1700	53.7300	56.4200	59.2400	62.2000	65.3100	66.9400	68.6100
Vehicle/Equipment Technician	NE	C17	Annual	59,280.00	62,254.40	65,374.40	68,640.00	72,072.00	75,670.40	79,456.00	81,452.80	83,491.20
			Monthly	4,940.00	5,187.87	5,447.87	5,720.00	6,006.00	6,305.87	6,621.33	6,787.73	6,957.60
			Hourly	28.5000	29.9300	31.4300	33.0000	34.6500	36.3800	38.2000	39.1600	40.1400

RESOLUTION NO. MVCF 2023-XX

A RESOLUTION OF THE MORENO VALLEY COMMUNITY FOUNDATION (MVCF) OF THE CITY OF MORENO VALLEY, CALIFORNIA, ADOPTING THE REVISED OPERATING AND CAPITAL BUDGETS FOR FISCAL YEAR 2022/23

WHEREAS, the Moreno Valley Community Foundation Board approved the Operating and Capital Budgets for the City for Fiscal Year 2022/23, a copy of which, as may have been amended by the Moreno Valley Community Board, is on file in the Office of the City Clerk and is available for public inspection; and

WHEREAS, the Moreno Valley Community Board approves amendments to the budgets throughout the fiscal year and such prior amendments are reflected within the current amended budget and further ratified as part of the adoption of the quarterly budget amendments; and

WHEREAS, the City Manager has heretofore submitted to the President and Board Members of the Moreno Valley Community Foundation proposed amendments to the Operating and Capital Budgets for the Foundation for Fiscal Year 2022/23, a copy of which, as may have been amended by the Foundation's Board of Directors, is on file in the Office of the City Clerk and is available for public inspection; and

WHEREAS, the said proposed amendments to the Operating and Capital Budgets contain estimates of the services, activities and projects comprising the budget, and contain expenditure requirements and the resources available to the Community Foundation; and

WHEREAS, the said proposed amendments to the Operating and Capital Budgets contain the estimates of uses of fund balance as required to stabilize the delivery of Moreno Valley Community Foundation services during periods of operational deficits; and

WHEREAS, the President and Board of Directors have made such revisions to the proposed amended Operating and Capital Budgets as so desired; and

WHEREAS, the amended Operating and Capital Budgets, as herein approved, will enable the Community Foundation to make adequate financial plans and will ensure that Foundation officers can administer their respective functions in accordance with such plans.

NOW, THEREFORE, THE MORENO VALLEY COMMUNITY FOUNDATION OF THE CITY OF MORENO VALLEY, CALIFORNIA, DOES HEREBY RESOLVE AS FOLLOWS:



1. The proposed amendments to the Operating and Capital Budgets, attached as Attachment 1 and as on file in the Office of the City Clerk, and as may have been amended by the Community Foundation's Board of Directors, is hereby approved and adopted as the annual Operating and Capital Budgets of the Moreno Valley Community Foundation for the Fiscal Year 2022/23.
2. The Proposed Amendments to the City Position Summary, included as Exhibit A to this Resolution, and on file in the Office of the City Clerk, and as may have been amended by the Community Foundation's Board of Directors, is hereby adopted as part of the Approved City Position Summary of the City of Moreno Valley for Fiscal Year 2023/24 and 2024/25.
3. The Proposed Amendments to the Career Positions Salary Schedule, included as Exhibit B to this Resolution, and on file in the Office of the City Clerk, and as may have been amended by the Community Foundation's Board of Directors, is hereby adopted as part of the Approved Career Positions Salary Schedule of the City of Moreno Valley for Fiscal Year 2023/24 and 2024/25.
4. The amounts of proposed expenditures, which include the uses of fund balance specified in the approved budget, are hereby appropriated for the various budget programs and units for said fiscal year.
5. Within fifteen (15) days after the adoption of this Resolution, the City Clerk shall certify to the adoption hereof and, as so certified, cause a copy to be posted in at least three (3) public places within the City.

BE IT FURTHER RESOLVED that this Resolution shall take effect immediately upon its adoption.

APPROVED AND ADOPTED this 20th day of June, 2023.

\_\_\_\_\_  
Mayor of the City of Moreno Valley,  
Acting in the capacity of President of the  
Moreno Valley Community Foundation

ATTEST:

\_\_\_\_\_  
City Clerk, acting in the capacity of  
Secretary of the Moreno Valley  
Community Foundation

APPROVED AS TO FORM:

\_\_\_\_\_  
City Attorney, acting in the capacity  
of General Counsel of the Moreno  
Valley Community Foundation

**RESOLUTION JURAT**

STATE OF CALIFORNIA     )  
COUNTY OF RIVERSIDE    ) ss.  
CITY OF MORENO VALLEY )

I, Jane Halstead, Secretary of the Moreno Valley Community Foundation, Moreno Valley, California do hereby certify that Resolution No. MVCF 2023-XX was duly and regularly adopted by the Board of Directors of the Moreno Valley Community Foundation at a regular meeting held on 20th day of June, 2023 by the following vote:

AYES:

NOES:

ABSENT:

ABSTAIN:

(Board members, Vice-President and President)

---

SECRETARY

(SEAL)

City of Moreno Valley  
FY 2023/24 - 2024/25  
City Position Summary

Position Title	FY	FY	FY	FY	FY
	2022/23	2023/24	2023/24	2024/25	2024/25
	No.	Adj.	No.	Adj.	No.
Accountant I	1	-	1	-	1
Accountant II	1	-	1	-	1
Accounting Assistant	3	(1)	2	-	2
Accounting Technician	1	-	1	-	1
Accounts Payable Supervisor	1	-	1	-	1
Administrative Assistant	7	3	10	-	10
Animal Care Technician	5	-	5	-	5
Animal Care Technician Supervisor	1	-	1	-	1
Animal Control Officer	6	-	6	-	6
Animal Rescue Coordinator	1	-	1	-	1
Animal Services Assistant	4	-	4	-	4
Animal Services Dispatcher	1	-	1	-	1
Animal Services Division Manager	1	-	1	-	1
Animal Services Field Supervisor	1	-	1	-	1
Animal Services License Inspector	1	-	1	-	1
Animal Services Office Supervisor	1	-	1	-	1
Applications & Database Administrator	1	-	1	-	1
Applications Analyst	1	1	2	-	2
Assistant City Manager (Administration)	1	-	1	-	1
Assistant City Manager (Development)	1	-	1	-	1
Assistant to the City Manager	1	-	1	-	1
Assistant Crossing Guard Supervisor	1	-	1	-	1
Assistant Engineer	2	-	2	-	2
Assistant Network Administrator	1	-	1	-	1
Associate Engineer I	2	-	2	-	2
Associate Engineer II	3	-	3	-	3
Associate Planner	4	-	4	-	4
Audio Visual Technician	2	-	2	-	2
Banquet Facility Representative	1	-	1	-	1
Building Division Manager/Official	1	-	1	-	1
Building Inspector II	4	(1)	3	-	3
Building Safety Supervisor	1	-	1	-	1
Business License Liaison	1	-	1	-	1
Chief Financial Officer	-	1	1	-	1
Child Care Assistant	4	-	4	-	4
Child Care Instructor II	4	-	4	-	4
Child Care Program Manager	1	-	1	-	1
Child Care Site Supervisor	4	-	4	-	4
City Clerk	1	-	1	-	1
City Manager	1	-	1	-	1
Community Development Director	1	-	1	-	1
Community Enhancement Division Manager	1	-	1	-	1
Community Enhancement Officer I	6	-	6	-	6
Community Enhancement Officer II	3	-	3	-	3
Community Enhancement Supervisor	1	-	1	-	1
Community Services Assistant Coordinator	4	-	4	-	4
Community Services Coordinator	4	-	4	-	4
Community Services Division Manager	1	-	1	-	1
Community Services Supervisor	4	-	4	-	4
Construction Inspector	2	-	2	-	2
Construction Inspector Supervisor	1	-	1	-	1
Crossing Guard	35	-	35	-	35
Crossing Guard Supervisor	1	-	1	-	1
Customer Service Manager	1	-	1	-	1
Deputy City Clerk	1	-	1	-	1

City of Moreno Valley  
FY 2023/24 - 2024/25  
City Position Summary

Position Title	FY	FY	FY	FY	FY
	2022/23	2023/24	2023/24	2024/25	2024/25
	No.	Adj.	No.	Adj.	No.
Deputy City Manager	1	-	1	-	1
Deputy Compliance Director	-	1	1	-	1
Deputy Finance Director	1	-	1	-	1
Economic Development Division Manager	2	-	2	-	2
Economic Development & Housing Director	-	1	1	-	1
Electric Utility Chief Engineer	1	-	1	-	1
Electric Utility Division Manager	1	-	1	-	1
Electric Utility Program Coordinator	1	-	1	-	1
Emergency Management & Volunteer Services Program Manager	1	-	1	-	1
Emergency Management & Volunteer Services Program Specialist	1	-	1	-	1
Engineering Division Manager/Assistant City Engineer	1	-	1	-	1
Enterprise Systems Administrator	1	-	1	-	1
Equipment Operator	6	-	6	-	6
Executive Assistant I	5	-	5	-	5
Executive Assistant to Mayor/City Council	1	-	1	-	1
Facilities Maintenance Mechanic	1	-	1	-	1
Facilities Maintenance Worker	3	-	3	-	3
Financial Operations Division Manager	1	-	1	-	1
Financial Resources Division Manager	1	-	1	-	1
Fleet & Facilities Division Manager	1	-	1	-	1
Fleet & Facilities Maintenance Supervisor	1	-	1	-	1
GIS Administrator	1	-	1	-	1
GIS Applications Analyst	1	-	1	-	1
GIS Specialist	1	-	1	-	1
Grants Division Manager	1	-	1	-	1
Grants Program Manager	1	-	1	-	1
Human Resources Analyst	1	-	1	-	1
Human Resources Director	-	1	1	-	1
Human Resources Division Manager	1	-	1	-	1
Human Resources Technician	-	2	2	-	2
Information Technology Technician	2	-	2	-	2
Landscape Services Inspector	2	-	2	-	2
Lead Facilities Maintenance Worker	1	-	1	-	1
Lead Maintenance Worker	4	-	4	-	4
Lead Parks Maintenance Worker	7	-	7	-	7
Lead Traffic Sign/Marking Technician	2	-	2	-	2
Lead Vehicle/Equipment Technician	1	-	1	-	1
Maintenance & Operations Division Manager	1	-	1	-	1
Maintenance Worker I/II	27	-	27	-	27
Maintenance Worker/Work Release Coordinator	1	-	1	-	1
Management Aide	7	-	7	-	7
Management Analyst	8	(1)	7	-	7
Management Assistant	10	2	12	-	12
Media & Communications Division Manager	1	-	1	-	1
Network Administrator	1	-	1	-	1
Network & Systems Specialist	1	-	1	-	1
Paralegal	1	-	1	-	1
Park Ranger	4	-	4	-	4
Parking Control Officer	2	-	2	-	2
Parks & Community Services Administration & Financial Services Division Manager	-	1	1	-	1
Parks & Community Services Director	1	-	1	-	1
Parks & Landscape Services Division Manager	1	-	1	-	1
Parks Maintenance Supervisor	2	-	2	-	2
Parks Maintenance Worker	18	-	18	-	18
Parks Project Manager	1	-	1	-	1

City of Moreno Valley  
FY 2023/24 - 2024/25  
City Position Summary

Position Title	FY	FY	FY	FY	FY
	2022/23	2023/24	2023/24	2024/25	2024/25
	No.	Adj.	No.	Adj.	No.
Payroll Supervisor	1	-	1	-	1
Permit Technician	4	-	4	-	4
Planning Division Manager/Official	1	-	1	-	1
Principal Accountant	1	-	1	-	1
Principal Engineer	2	-	2	-	2
Principal Engineer/City Traffic Engineer	1	-	1	-	1
Principal Planner	1	-	1	-	1
Public Information/Intergovernmental Relations Officer	1	-	1	-	1
Public Safety Contracts Administrator	1	-	1	-	1
Purchasing Division Manager	1	-	1	-	1
Public Works Director/City Engineer	1	-	1	-	1
Recycling Specialist	1	1	2	-	2
Registered Veterinary Technician	1	-	1	-	1
Resource Analyst	1	-	1	-	1
Security Guard	2	-	2	-	2
Senior Accountant	4	-	4	-	4
Senior Administrative Assistant	13	(1)	12	-	12
Senior Applications Analyst	1	1	2	-	2
Senior Building Inspector	-	1	1	-	1
Senior Community Enhancement Officer	2	-	2	-	2
Senior Construction Inspector	2	-	2	-	2
Senior Deputy City Clerk	1	-	1	-	1
Senior Electrical Engineer	1	-	1	-	1
Senior Engineer, P.E.	5	-	5	-	5
Senior Equipment Operator	1	-	1	-	1
Senior Graphics Designer	1	-	1	-	1
Senior Human Resources Analyst	1	-	1	-	1
Senior Landscape Services Inspector	1	-	1	-	1
Senior Management Analyst	13	2	15	-	15
Senior Office Assistant	3	-	3	-	3
Senior Parking Control Officer	1	-	1	-	1
Senior Parks Maintenance Technician	2	-	2	-	2
Senior Payroll Technician	1	-	1	-	1
Senior Permit Technician	3	-	3	-	3
Senior Planner	1	-	1	-	1
Senior Risk Analyst	-	1	1	-	1
Senior Telecommunications Technician	1	-	1	-	1
Senior Traffic Signal Technician	1	-	1	-	1
Special Districts Division Manager	1	-	1	-	1
Special Events & Facilities Division Manager	1	-	1	-	1
Storekeeper	1	1	2	-	2
Strategic Initiatives Manager	1	-	1	-	1
Street Maintenance Supervisor	2	-	2	-	2
Telecommunications Engineer/Administrator	1	-	1	-	1
Telecommunications Technician	1	-	1	-	1
Traffic Operations Supervisor	1	-	1	-	1
Traffic Signal Technician	2	-	2	-	2
Traffic Sign/Marking Technician I	1	-	1	-	1
Traffic Sign/Marking Technician II	2	-	2	-	2
Utility Finance Manager	1	-	1	-	1
Vehicle/Equipment Technician	3	-	3	-	3
<b>Total</b>	<b>386</b>	<b>16</b>	<b>402</b>	<b>-</b>	<b>402</b>

Note: Excludes City Council Members, Planning Commissioners and temporary positions.

Per Municipal Code 2.18.010, the Planning Commission shall consist of seven members who shall receive such compensation as may be established from time to time by resolution of the City Council.

**CITY OF MORENO VALLEY**  
**SALARY SCALE - CAREER POSITIONS**  
**EFFECTIVE 07/08/2023**

TITLE	GRP	GRADE										
			A	B	C	D	E	F	G	H	I	
				5.0%	5.0%	5.0%	5.0%	5.0%	5.0%	2.5%	2.5%	
Accountant I	NE	C22	Annual	71,344.00	74,921.60	78,665.60	82,596.80	86,736.00	91,083.20	95,638.40	98,030.40	100,484.80
			Monthly	5,945.33	6,243.47	6,555.47	6,883.07	7,228.00	7,590.27	7,969.87	8,169.20	8,373.73
			Hourly	34.3000	36.0200	37.8200	39.7100	41.7000	43.7900	45.9800	47.1300	48.3100
Accountant II	PAM	C24	Annual	78,665.60	82,596.80	86,736.00	91,083.20	95,638.40	100,422.40	105,435.20	108,076.80	110,780.80
			Monthly	6,555.47	6,883.07	7,228.00	7,590.27	7,969.87	8,368.53	8,786.27	9,006.40	9,231.73
			Hourly	37.8200	39.7100	41.7000	43.7900	45.9800	48.2800	50.6900	51.9600	53.2600
Accounting Assistant	NE	C14	Annual	48,297.60	50,710.40	53,248.00	55,910.40	58,697.60	61,630.40	64,708.80	66,331.20	67,995.20
			Monthly	4,024.80	4,225.87	4,437.33	4,659.20	4,891.47	5,135.87	5,392.40	5,527.60	5,666.27
			Hourly	23.2200	24.3800	25.6000	26.8800	28.2200	29.6300	31.1100	31.8900	32.6900
Accounting Technician	NE	C17	Annual	55,910.40	58,697.60	61,630.40	64,708.80	67,953.60	71,344.00	74,921.60	76,793.60	78,707.20
			Monthly	4,659.20	4,891.47	5,135.87	5,392.40	5,662.80	5,945.33	6,243.47	6,399.47	6,558.93
			Hourly	26.8800	28.2200	29.6300	31.1100	32.6700	34.3000	36.0200	36.9200	37.8400
Accounts Payable Supervisor	NE	C22	Annual	71,344.00	74,921.60	78,665.60	82,596.80	86,736.00	91,083.20	95,638.40	98,030.40	100,484.80
			Monthly	5,945.33	6,243.47	6,555.47	6,883.07	7,228.00	7,590.27	7,969.87	8,169.20	8,373.73
			Hourly	34.3000	36.0200	37.8200	39.7100	41.7000	43.7900	45.9800	47.1300	48.3100
Administrative Assistant	NE	C16	Annual	53,248.00	55,910.40	58,697.60	61,630.40	64,708.80	67,953.60	71,344.00	73,132.80	74,963.20
			Monthly	4,437.33	4,659.20	4,891.47	5,135.87	5,392.40	5,662.80	5,945.33	6,094.40	6,246.93
			Hourly	25.6000	26.8800	28.2200	29.6300	31.1100	32.6700	34.3000	35.1600	36.0400
Animal Care Technician	NE	C11	Annual	41,724.80	43,804.80	45,988.80	48,297.60	50,710.40	53,248.00	55,910.40	57,304.00	58,739.20
			Monthly	3,477.07	3,650.40	3,832.40	4,024.80	4,225.87	4,437.33	4,659.20	4,775.33	4,894.93
			Hourly	20.0600	21.0600	22.1100	23.2200	24.3800	25.6000	26.8800	27.5500	28.2400
Animal Care Technician Supervisor	PAM	C21	Annual	67,953.60	71,344.00	74,921.60	78,665.60	82,596.80	86,736.00	91,083.20	93,350.40	95,680.00
			Monthly	5,662.80	5,945.33	6,243.47	6,555.47	6,883.07	7,228.00	7,590.27	7,779.20	7,973.33
			Hourly	32.6700	34.3000	36.0200	37.8200	39.7100	41.7000	43.7900	44.8800	46.0000
Animal Control Officer	NE	C15	Annual	50,710.40	53,248.00	55,910.40	58,697.60	61,630.40	64,708.80	67,953.60	69,659.20	71,406.40
			Monthly	4,225.87	4,437.33	4,659.20	4,891.47	5,135.87	5,392.40	5,662.80	5,804.93	5,950.53
			Hourly	24.3800	25.6000	26.8800	28.2200	29.6300	31.1100	32.6700	33.4900	34.3300
Animal Rescue Coordinator	NE	C11	Annual	41,724.80	43,804.80	45,988.80	48,297.60	50,710.40	53,248.00	55,910.40	57,304.00	58,739.20
			Monthly	3,477.07	3,650.40	3,832.40	4,024.80	4,225.87	4,437.33	4,659.20	4,775.33	4,894.93
			Hourly	20.0600	21.0600	22.1100	23.2200	24.3800	25.6000	26.8800	27.5500	28.2400
Animal Services Assistant	NE	C10	Annual	39,728.00	41,724.80	43,804.80	45,988.80	48,297.60	50,710.40	53,248.00	54,579.20	55,952.00
			Monthly	3,310.67	3,477.07	3,650.40	3,832.40	4,024.80	4,225.87	4,437.33	4,548.27	4,662.67
			Hourly	19.1000	20.0600	21.0600	22.1100	23.2200	24.3800	25.6000	26.2400	26.9000
Animal Services Dispatcher	NE	C10	Annual	39,728.00	41,724.80	43,804.80	45,988.80	48,297.60	50,710.40	53,248.00	54,579.20	55,952.00
			Monthly	3,310.67	3,477.07	3,650.40	3,832.40	4,024.80	4,225.87	4,437.33	4,548.27	4,662.67
			Hourly	19.1000	20.0600	21.0600	22.1100	23.2200	24.3800	25.6000	26.2400	26.9000
Animal Services Division Manager	DMG	C30	Annual	105,414.40	110,676.80	116,209.60	122,012.80	128,107.20	134,513.60	141,232.00	144,768.00	148,387.20
			Monthly	8,784.53	9,223.07	9,684.13	10,167.73	10,675.60	11,209.47	11,769.33	12,064.00	12,365.60
			Hourly	50.6800	53.2100	55.8700	58.6600	61.5900	64.6700	67.9000	69.6000	71.3400
Animal Services Field Supervisor	PAM	C22	Annual	71,344.00	74,921.60	78,665.60	82,596.80	86,736.00	91,083.20	95,638.40	98,030.40	100,484.80
			Monthly	5,945.33	6,243.47	6,555.47	6,883.07	7,228.00	7,590.27	7,969.87	8,169.20	8,373.73
			Hourly	34.3000	36.0200	37.8200	39.7100	41.7000	43.7900	45.9800	47.1300	48.3100

**CITY OF MORENO VALLEY**  
**SALARY SCALE - CAREER POSITIONS**  
**EFFECTIVE 07/08/2023**

TITLE	GRP	GRADE										
			A	B	C	D	E	F	G	H	I	
				5.0%	5.0%	5.0%	5.0%	5.0%	5.0%	2.5%	2.5%	
Animal Services License Inspector	NE	C11	Annual	41,724.80	43,804.80	45,988.80	48,297.60	50,710.40	53,248.00	55,910.40	57,304.00	58,739.20
			Monthly	3,477.07	3,650.40	3,832.40	4,024.80	4,225.87	4,437.33	4,659.20	4,775.33	4,894.93
			Hourly	20.0600	21.0600	22.1100	23.2200	24.3800	25.6000	26.8800	27.5500	28.2400
Animal Services Office Supervisor	PAM	C21	Annual	67,953.60	71,344.00	74,921.60	78,665.60	82,596.80	86,736.00	91,083.20	93,350.40	95,680.00
			Monthly	5,662.80	5,945.33	6,243.47	6,555.47	6,883.07	7,228.00	7,590.27	7,779.20	7,973.33
			Hourly	32.6700	34.3000	36.0200	37.8200	39.7100	41.7000	43.7900	44.8800	46.0000
Applications & Database Administrator	PAM	C29	Annual	100,380.80	105,393.60	110,656.00	116,188.80	121,992.00	128,086.40	134,492.80	137,862.40	141,315.20
			Monthly	8,365.07	8,782.80	9,221.33	9,682.40	10,166.00	10,673.87	11,207.73	11,488.53	11,776.27
			Hourly	48.2600	50.6700	53.2000	55.8600	58.6500	61.5800	64.6600	66.2800	67.9400
Applications Analyst	PAM	C25	Annual	82,596.80	86,736.00	91,083.20	95,638.40	100,422.40	105,435.20	110,697.60	113,464.00	116,292.80
			Monthly	6,883.07	7,228.00	7,590.27	7,969.87	8,368.53	8,786.27	9,224.80	9,455.33	9,691.07
			Hourly	39.7100	41.7000	43.7900	45.9800	48.2800	50.6900	53.2200	54.5500	55.9100
Assistant to the City Manager	PAM	C24	Annual	78,665.60	82,596.80	86,736.00	91,083.20	95,638.40	100,422.40	105,435.20	108,076.80	110,780.80
			Monthly	6,555.47	6,883.07	7,228.00	7,590.27	7,969.87	8,368.53	8,786.27	9,006.40	9,231.73
			Hourly	37.8200	39.7100	41.7000	43.7900	45.9800	48.2800	50.6900	51.9600	53.2600
Assistant Crossing Guard Supervisor	NE	C05	Annual	36,046.40	36,046.40	37,856.00	39,748.80	39,748.80	41,745.60	41,745.60	43,825.60	43,825.60
			Monthly	3,003.87	3,003.87	3,154.67	3,312.40	3,312.40	3,478.80	3,478.80	3,652.13	3,652.13
			Hourly	17.3300	18.2000	18.2000	19.1100	19.1100	20.0700	20.0700	21.0700	21.0700
Assistant Engineer	PAM	C25	Annual	82,596.80	86,736.00	91,083.20	95,638.40	100,422.40	105,435.20	110,697.60	113,464.00	116,292.80
			Monthly	6,883.07	7,228.00	7,590.27	7,969.87	8,368.53	8,786.27	9,224.80	9,455.33	9,691.07
			Hourly	39.7100	41.7000	43.7900	45.9800	48.2800	50.6900	53.2200	54.5500	55.9100
Assistant Network Administrator	PAM	C26	Annual	86,715.20	91,041.60	95,596.80	100,380.80	105,393.60	110,656.00	116,188.80	119,100.80	122,075.20
			Monthly	7,226.27	7,586.80	7,966.40	8,365.07	8,782.80	9,221.33	9,682.40	9,925.07	10,172.93
			Hourly	41.6900	43.7700	45.9600	48.2600	50.6700	53.2000	55.8600	57.2600	58.6900
Associate Engineer I	PAM	C28	Annual	95,617.60	100,401.60	105,414.40	110,676.80	116,209.60	122,012.80	128,107.20	131,310.40	134,596.80
			Monthly	7,968.13	8,366.80	8,784.53	9,223.07	9,684.13	10,167.73	10,675.60	10,942.53	11,216.40
			Hourly	45.9700	48.2700	50.6800	53.2100	55.8700	58.6600	61.5900	63.1300	64.7100
Associate Engineer II	PAM	C29	Annual	100,380.80	105,393.60	110,656.00	116,188.80	121,992.00	128,086.40	134,492.80	137,862.40	141,315.20
			Monthly	8,365.07	8,782.80	9,221.33	9,682.40	10,166.00	10,673.87	11,207.73	11,488.53	11,776.27
			Hourly	48.2600	50.6700	53.2000	55.8600	58.6500	61.5800	64.6600	66.2800	67.9400
Associate Planner	PAM	C25	Annual	82,596.80	86,736.00	91,083.20	95,638.40	100,422.40	105,435.20	110,697.60	113,464.00	116,292.80
			Monthly	6,883.07	7,228.00	7,590.27	7,969.87	8,368.53	8,786.27	9,224.80	9,455.33	9,691.07
			Hourly	39.7100	41.7000	43.7900	45.9800	48.2800	50.6900	53.2200	54.5500	55.9100
Audio Visual Technician	NE	C18	Annual	58,697.60	61,630.40	64,708.80	67,953.60	71,344.00	74,921.60	78,665.60	80,641.60	82,659.20
			Monthly	4,891.47	5,135.87	5,392.40	5,662.80	5,945.33	6,243.47	6,555.47	6,720.13	6,888.27
			Hourly	28.2200	29.6300	31.1100	32.6700	34.3000	36.0200	37.8200	38.7700	39.7400
Banquet Facility Representative	PAM	C19	Annual	61,630.40	64,708.80	67,953.60	71,344.00	74,921.60	78,665.60	82,596.80	84,656.00	86,777.60
			Monthly	5,135.87	5,392.40	5,662.80	5,945.33	6,243.47	6,555.47	6,883.07	7,054.67	7,231.47
			Hourly	29.6300	31.1100	32.6700	34.3000	36.0200	37.8200	39.7100	40.7000	41.7200
Building Division Manager/Official	DMG	C34	Annual	137,488.00	144,372.80	151,590.40	159,161.60	167,128.00	175,489.60	184,267.20	188,864.00	193,585.60
			Monthly	11,457.33	12,031.07	12,632.53	13,263.47	13,927.33	14,624.13	15,355.60	15,738.67	16,132.13
			Hourly	66.1000	69.4100	72.8800	76.5200	80.3500	84.3700	88.5900	90.8000	93.0700

**CITY OF MORENO VALLEY**  
**SALARY SCALE - CAREER POSITIONS**  
**EFFECTIVE 07/08/2023**

TITLE	GRP	GRADE										
			A	B	C	D	E	F	G	H	I	
				5.0%	5.0%	5.0%	5.0%	5.0%	5.0%	5.0%	2.5%	2.5%
Building Inspector II	NE	C24	Annual	78,665.60	82,596.80	86,736.00	91,083.20	95,638.40	100,422.40	105,435.20	108,076.80	110,780.80
			Monthly	6,555.47	6,883.07	7,228.00	7,590.27	7,969.87	8,368.53	8,786.27	9,006.40	9,231.73
			Hourly	37.8200	39.7100	41.7000	43.7900	45.9800	48.2800	50.6900	51.9600	53.2600
Building Safety Supervisor	PAM	C27	Annual	91,062.40	95,617.60	100,401.60	105,414.40	110,676.80	116,209.60	122,012.80	125,070.40	128,190.40
			Monthly	7,588.53	7,968.13	8,366.80	8,784.53	9,223.07	9,684.13	10,167.73	10,422.53	10,682.53
			Hourly	43.7800	45.9700	48.2700	50.6800	53.2100	55.8700	58.6600	60.1300	61.6300
Business License Liaison	NE	C16	Annual	53,248.00	55,910.40	58,697.60	61,630.40	64,708.80	67,953.60	71,344.00	73,132.80	74,963.20
			Monthly	4,437.33	4,659.20	4,891.47	5,135.87	5,392.40	5,662.80	5,945.33	6,094.40	6,246.93
			Hourly	25.6000	26.8800	28.2200	29.6300	31.1100	32.6700	34.3000	35.1600	36.0400
Child Care Assistant	GRA	CC09	Annual	33,912.32	2,246.40	36,628.80	36,628.80	44,512.00	46,737.60	49,067.20	51,521.60	54,100.80
			Monthly	2,826.03	187.20	3,052.40	3,052.40	3,709.33	3,894.80	4,088.93	4,293.47	4,508.40
			Hourly	17.6100	18.4900	19.4100	20.3800	21.4000	22.4700	23.5900	24.7700	26.0100
Child Care Instructor II	GRA	CC11	Annual	39,561.60	41,537.60	43,617.60	45,801.60	48,089.60	50,502.40	53,019.20	54,350.40	55,702.40
			Monthly	3,296.80	3,461.47	3,634.80	3,816.80	4,007.47	4,208.53	4,418.27	4,529.20	4,641.87
			Hourly	19.0200	19.9700	20.9700	22.0200	23.1200	24.2800	25.4900	26.1300	26.7800
Child Care Program Manager	PAM	C19	Annual	61,630.40	64,708.80	67,953.60	71,344.00	74,921.60	78,665.60	82,596.80	84,656.00	86,777.60
			Monthly	5,135.87	5,392.40	5,662.80	5,945.33	6,243.47	6,555.47	6,883.07	7,054.67	7,231.47
			Hourly	29.6300	31.1100	32.6700	34.3000	36.0200	37.8200	39.7100	40.7000	41.7200
Child Care Site Supervisor	GRA	C15	Annual	50,710.40	53,248.00	55,910.40	58,697.60	61,630.40	64,708.80	67,953.60	69,659.20	71,406.40
			Monthly	4,225.87	4,437.33	4,659.20	4,891.47	5,135.87	5,392.40	5,662.80	5,804.93	5,950.53
			Hourly	24.3800	25.6000	26.8800	28.2200	29.6300	31.1100	32.6700	33.4900	34.3300
Community Enhancement Division Manager	DMG	C30	Annual	105,414.40	110,676.80	116,209.60	122,012.80	128,107.20	134,513.60	141,232.00	144,768.00	148,387.20
			Monthly	8,784.53	9,223.07	9,684.13	10,167.73	10,675.60	11,209.47	11,769.33	12,064.00	12,365.60
			Hourly	50.6800	53.2100	55.8700	58.6600	61.5900	64.6700	67.9000	69.6000	71.3400
Community Enhancement Officer I	NE	C18	Annual	58,697.60	61,630.40	64,708.80	67,953.60	71,344.00	74,921.60	78,665.60	80,641.60	82,659.20
			Monthly	4,891.47	5,135.87	5,392.40	5,662.80	5,945.33	6,243.47	6,555.47	6,720.13	6,888.27
			Hourly	28.2200	29.6300	31.1100	32.6700	34.3000	36.0200	37.8200	38.7700	39.7400
Community Enhancement Officer II	NE	C20	Annual	64,708.80	67,953.60	71,344.00	74,921.60	78,665.60	82,596.80	86,736.00	88,899.20	91,124.80
			Monthly	5,392.40	5,662.80	5,945.33	6,243.47	6,555.47	6,883.07	7,228.00	7,408.27	7,593.73
			Hourly	31.1100	32.6700	34.3000	36.0200	37.8200	39.7100	41.7000	42.7400	43.8100
Community Enhancement Supervisor	PAM	C23	Annual	74,921.60	78,665.60	82,596.80	86,736.00	91,083.20	95,638.40	100,422.40	102,939.20	105,518.40
			Monthly	6,243.47	6,555.47	6,883.07	7,228.00	7,590.27	7,969.87	8,368.53	8,578.27	8,793.20
			Hourly	36.0200	37.8200	39.7100	41.7000	43.7900	45.9800	48.2800	49.4900	50.7300
Community Services Assistant Coordinator	NE	C08	Annual	36,046.40	37,856.00	39,748.80	41,745.60	43,825.60	46,009.60	48,318.40	49,524.80	50,772.80
			Monthly	3,003.87	3,154.67	3,312.40	3,478.80	3,652.13	3,834.13	4,026.53	4,127.07	4,231.07
			Hourly	17.3300	18.2000	19.1100	20.0700	21.0700	22.1200	23.2300	23.8100	24.4100
Community Services Coordinator	NE	C10	Annual	39,728.00	41,724.80	43,804.80	45,988.80	48,297.60	50,710.40	53,248.00	54,579.20	55,952.00
			Monthly	3,310.67	3,477.07	3,650.40	3,832.40	4,024.80	4,225.87	4,437.33	4,548.27	4,662.67
			Hourly	19.1000	20.0600	21.0600	22.1100	23.2200	24.3800	25.6000	26.2400	26.9000
Community Services Division Manager	DMG	C30	Annual	105,414.40	110,676.80	116,209.60	122,012.80	128,107.20	134,513.60	141,232.00	144,768.00	148,387.20
			Monthly	8,784.53	9,223.07	9,684.13	10,167.73	10,675.60	11,209.47	11,769.33	12,064.00	12,365.60
			Hourly	50.6800	53.2100	55.8700	58.6600	61.5900	64.6700	67.9000	69.6000	71.3400



**CITY OF MORENO VALLEY**  
**SALARY SCALE - CAREER POSITIONS**  
**EFFECTIVE 07/08/2023**

TITLE	GRP	GRADE										
			A	B	C	D	E	F	G	H	I	
				5.0%	5.0%	5.0%	5.0%	5.0%	5.0%	2.5%	2.5%	
Community Services Supervisor	PAM	C19	Annual	61,630.40	64,708.80	67,953.60	71,344.00	74,921.60	78,665.60	82,596.80	84,656.00	86,777.60
			Monthly	5,135.87	5,392.40	5,662.80	5,945.33	6,243.47	6,555.47	6,883.07	7,054.67	7,231.47
			Hourly	29.6300	31.1100	32.6700	34.3000	36.0200	37.8200	39.7100	40.7000	41.7200
Construction Inspector	NE	C22	Annual	71,344.00	74,921.60	78,665.60	82,596.80	86,736.00	91,083.20	95,638.40	98,030.40	100,484.80
			Monthly	5,945.33	6,243.47	6,555.47	6,883.07	7,228.00	7,590.27	7,969.87	8,169.20	8,373.73
			Hourly	34.3000	36.0200	37.8200	39.7100	41.7000	43.7900	45.9800	47.1300	48.3100
Construction Inspector Supervisor	PAM	C25	Annual	82,596.80	86,736.00	91,083.20	95,638.40	100,422.40	105,435.20	110,697.60	113,464.00	116,292.80
			Monthly	6,883.07	7,228.00	7,590.27	7,969.87	8,368.53	8,786.27	9,224.80	9,455.33	9,691.07
			Hourly	39.7100	41.7000	43.7900	45.9800	48.2800	50.6900	53.2200	54.5500	55.9100
Crossing Guard Supervisor	NE	C07	Annual	36,046.40	37,856.00	39,748.80	41,745.60	43,825.60	46,009.60	48,318.40	49,524.80	50,772.80
			Monthly	3,003.87	3,154.67	3,312.40	3,478.80	3,652.13	3,834.13	4,026.53	4,127.07	4,231.07
			Hourly	17.3300	18.2000	19.1100	20.0700	21.0700	22.1200	23.2300	23.8100	24.4100
Customer Service Manager	PAM	C26	Annual	86,715.20	91,041.60	95,596.80	100,380.80	105,393.60	110,656.00	116,188.80	119,100.80	122,075.20
			Monthly	7,226.27	7,586.80	7,966.40	8,365.07	8,782.80	9,221.33	9,682.40	9,925.07	10,172.93
			Hourly	41.6900	43.7700	45.9600	48.2600	50.6700	53.2000	55.8600	57.2600	58.6900
Deputy City Clerk	NE	C17	Annual	55,910.40	58,697.60	61,630.40	64,708.80	67,953.60	71,344.00	74,921.60	76,793.60	78,707.20
			Monthly	4,659.20	4,891.47	5,135.87	5,392.40	5,662.80	5,945.33	6,243.47	6,399.47	6,558.93
			Hourly	26.8800	28.2200	29.6300	31.1100	32.6700	34.3000	36.0200	36.9200	37.8400
Deputy City Manager	DMG	C30	Annual	105,414.40	110,676.80	116,209.60	122,012.80	128,107.20	134,513.60	141,232.00	144,768.00	148,387.20
			Monthly	8,784.53	9,223.07	9,684.13	10,167.73	10,675.60	11,209.47	11,769.33	12,064.00	12,365.60
			Hourly	50.6800	53.2100	55.8700	58.6600	61.5900	64.6700	67.9000	69.6000	71.3400
Deputy Compliance Director	DMG	C35	Annual	144,372.80	151,590.40	159,161.60	167,128.00	175,489.60	184,267.20	193,481.60	198,328.00	203,278.40
			Monthly	12,031.07	12,632.53	13,263.47	13,927.33	14,624.13	15,355.60	16,123.47	16,527.33	16,939.87
			Hourly	69.4100	72.8800	76.5200	80.3500	84.3700	88.5900	93.0200	95.3500	97.7300
Deputy Finance Director	DMG	C34	Annual	137,488.00	144,372.80	151,590.40	159,161.60	167,128.00	175,489.60	184,267.20	188,864.00	193,585.60
			Monthly	11,457.33	12,031.07	12,632.53	13,263.47	13,927.33	14,624.13	15,355.60	15,738.67	16,132.13
			Hourly	66.1000	69.4100	72.8800	76.5200	80.3500	84.3700	88.5900	90.8000	93.0700
Economic Development Division Manager	DMG	C30	Annual	105,414.40	110,676.80	116,209.60	122,012.80	128,107.20	134,513.60	141,232.00	144,768.00	148,387.20
			Monthly	8,784.53	9,223.07	9,684.13	10,167.73	10,675.60	11,209.47	11,769.33	12,064.00	12,365.60
			Hourly	50.6800	53.2100	55.8700	58.6600	61.5900	64.6700	67.9000	69.6000	71.3400
Electric Utility Chief Engineer	PAM	C34	Annual	137,488.00	144,372.80	151,590.40	159,161.60	167,128.00	175,489.60	184,267.20	188,864.00	193,585.60
			Monthly	11,457.33	12,031.07	12,632.53	13,263.47	13,927.33	14,624.13	15,355.60	15,738.67	16,132.13
			Hourly	66.1000	69.4100	72.8800	76.5200	80.3500	84.3700	88.5900	90.8000	93.0700
Electric Utility Division Manager	DMG	C36	Annual	158,891.20	166,836.80	175,177.60	183,934.40	193,128.00	202,779.20	212,908.80	218,233.60	223,683.20
			Monthly	13,240.93	13,903.07	14,598.13	15,327.87	16,094.00	16,898.27	17,742.40	18,186.13	18,640.27
			Hourly	76.3900	80.2100	84.2200	88.4300	92.8500	97.4900	102.3600	104.9200	107.5400
Electric Utility Program Coordinator	PAM	C27	Annual	91,062.40	95,617.60	100,401.60	105,414.40	110,676.80	116,209.60	122,012.80	125,070.40	128,190.40
			Monthly	7,588.53	7,968.13	8,366.80	8,784.53	9,223.07	9,684.13	10,167.73	10,422.53	10,682.53
			Hourly	43.7800	45.9700	48.2700	50.6800	53.2100	55.8700	58.6600	60.1300	61.6300
Emergency Management & Volunteer Services Program Manager	DMG	C30	Annual	105,414.40	110,676.80	116,209.60	122,012.80	128,107.20	134,513.60	141,232.00	144,768.00	148,387.20
			Monthly	8,784.53	9,223.07	9,684.13	10,167.73	10,675.60	11,209.47	11,769.33	12,064.00	12,365.60
			Hourly	50.6800	53.2100	55.8700	58.6600	61.5900	64.6700	67.9000	69.6000	71.3400

**CITY OF MORENO VALLEY**  
**SALARY SCALE - CAREER POSITIONS**  
**EFFECTIVE 07/08/2023**

TITLE	GRP	GRADE										
			A	B	C	D	E	F	G	H	I	
				5.0%	5.0%	5.0%	5.0%	5.0%	5.0%	2.5%	2.5%	
Emergency Management & Volunteer Services Program Specialist	NE	C16	Annual	53,248.00	55,910.40	58,697.60	61,630.40	64,708.80	67,953.60	71,344.00	73,132.80	74,963.20
			Monthly	4,437.33	4,659.20	4,891.47	5,135.87	5,392.40	5,662.80	5,945.33	6,094.40	6,246.93
			Hourly	25.6000	26.8800	28.2200	29.6300	31.1100	32.6700	34.3000	35.1600	36.0400
Engineering Division Manager/Assistant City Engineer	DMG	C34	Annual	137,488.00	144,372.80	151,590.40	159,161.60	167,128.00	175,489.60	184,267.20	188,864.00	193,585.60
			Monthly	11,457.33	12,031.07	12,632.53	13,263.47	13,927.33	14,624.13	15,355.60	15,738.67	16,132.13
			Hourly	66.1000	69.4100	72.8800	76.5200	80.3500	84.3700	88.5900	90.8000	93.0700
Enterprise Systems Administrator	PAM	C31	Annual	110,676.80	116,209.60	122,012.80	128,107.20	134,513.60	141,232.00	148,304.00	152,006.40	155,812.80
			Monthly	9,223.07	9,684.13	10,167.73	10,675.60	11,209.47	11,769.33	12,358.67	12,667.20	12,984.40
			Hourly	53.2100	55.8700	58.6600	61.5900	64.6700	67.9000	71.3000	73.0800	74.9100
Equipment Operator	NE	C17	Annual	55,910.40	58,697.60	61,630.40	64,708.80	67,953.60	71,344.00	74,921.60	76,793.60	78,707.20
			Monthly	4,659.20	4,891.47	5,135.87	5,392.40	5,662.80	5,945.33	6,243.47	6,399.47	6,558.93
			Hourly	26.8800	28.2200	29.6300	31.1100	32.6700	34.3000	36.0200	36.9200	37.8400
Executive Assistant I	NE	C19	Annual	61,630.40	64,708.80	67,953.60	71,344.00	74,921.60	78,665.60	82,596.80	84,656.00	86,777.60
			Monthly	5,135.87	5,392.40	5,662.80	5,945.33	6,243.47	6,555.47	6,883.07	7,054.67	7,231.47
			Hourly	29.6300	31.1100	32.6700	34.3000	36.0200	37.8200	39.7100	40.7000	41.7200
Executive Assistant to Mayor/City Council	DMG	C30	Annual	105,414.40	110,676.80	116,209.60	122,012.80	128,107.20	134,513.60	141,232.00	144,768.00	148,387.20
			Monthly	8,784.53	9,223.07	9,684.13	10,167.73	10,675.60	11,209.47	11,769.33	12,064.00	12,365.60
			Hourly	50.6800	53.2100	55.8700	58.6600	61.5900	64.6700	67.9000	69.6000	71.3400
Facilities Maintenance Mechanic	NE	C15	Annual	50,710.40	53,248.00	55,910.40	58,697.60	61,630.40	64,708.80	67,953.60	69,659.20	71,406.40
			Monthly	4,225.87	4,437.33	4,659.20	4,891.47	5,135.87	5,392.40	5,662.80	5,804.93	5,950.53
			Hourly	24.3800	25.6000	26.8800	28.2200	29.6300	31.1100	32.6700	33.4900	34.3300
Facilities Maintenance Worker	NE	C13	Annual	45,988.80	48,297.60	50,710.40	53,248.00	55,910.40	58,697.60	61,630.40	63,169.60	64,750.40
			Monthly	3,832.40	4,024.80	4,225.87	4,437.33	4,659.20	4,891.47	5,135.87	5,264.13	5,395.87
			Hourly	22.1100	23.2200	24.3800	25.6000	26.8800	28.2200	29.6300	30.3700	31.1300
Financial Operations Division Manager	DMG	C33	Annual	127,899.20	134,284.80	141,003.20	148,054.40	155,459.20	163,238.40	171,392.00	175,676.80	180,065.60
			Monthly	10,658.27	11,190.40	11,750.27	12,337.87	12,954.93	13,603.20	14,282.67	14,639.73	15,005.47
			Hourly	61.4900	64.5600	67.7900	71.1800	74.7400	78.4800	82.4000	84.4600	86.5700
Financial Resources Division Manager	DMG	C33	Annual	127,899.20	134,284.80	141,003.20	148,054.40	155,459.20	163,238.40	171,392.00	175,676.80	180,065.60
			Monthly	10,658.27	11,190.40	11,750.27	12,337.87	12,954.93	13,603.20	14,282.67	14,639.73	15,005.47
			Hourly	61.4900	64.5600	67.7900	71.1800	74.7400	78.4800	82.4000	84.4600	86.5700
Fleet & Facilities Division Manager	DMG	C31	Annual	110,676.80	116,209.60	122,012.80	128,107.20	134,513.60	141,232.00	148,304.00	152,006.40	155,812.80
			Monthly	9,223.07	9,684.13	10,167.73	10,675.60	11,209.47	11,769.33	12,358.67	12,667.20	12,984.40
			Hourly	53.2100	55.8700	58.6600	61.5900	64.6700	67.9000	71.3000	73.0800	74.9100
Fleet & Facilities Maintenance Supervisor	PAM	C27	Annual	91,062.40	95,617.60	100,401.60	105,414.40	110,676.80	116,209.60	122,012.80	125,070.40	128,190.40
			Monthly	7,588.53	7,968.13	8,366.80	8,784.53	9,223.07	9,684.13	10,167.73	10,422.53	10,682.53
			Hourly	43.7800	45.9700	48.2700	50.6800	53.2100	55.8700	58.6600	60.1300	61.6300
GIS Administrator	PAM	C29	Annual	100,380.80	105,393.60	110,656.00	116,188.80	121,992.00	128,086.40	134,492.80	137,862.40	141,315.20
			Monthly	8,365.07	8,782.80	9,221.33	9,682.40	10,166.00	10,673.87	11,207.73	11,488.53	11,776.27
			Hourly	48.2600	50.6700	53.2000	55.8600	58.6500	61.5800	64.6600	66.2800	67.9400
GIS Applications Analyst	PAM	C25	Annual	82,596.80	86,736.00	91,083.20	95,638.40	100,422.40	105,435.20	110,697.60	113,464.00	116,292.80
			Monthly	6,883.07	7,228.00	7,590.27	7,969.87	8,368.53	8,786.27	9,224.80	9,455.33	9,691.07
			Hourly	39.7100	41.7000	43.7900	45.9800	48.2800	50.6900	53.2200	54.5500	55.9100

**CITY OF MORENO VALLEY**  
**SALARY SCALE - CAREER POSITIONS**  
**EFFECTIVE 07/08/2023**

TITLE	GRP	GRADE										
			A	B	C	D	E	F	G	H	I	
				5.0%	5.0%	5.0%	5.0%	5.0%	5.0%	2.5%	2.5%	
GIS Specialist	NE	C21	Annual	67,953.60	71,344.00	74,921.60	78,665.60	82,596.80	86,736.00	91,083.20	93,350.40	95,680.00
			Monthly	5,662.80	5,945.33	6,243.47	6,555.47	6,883.07	7,228.00	7,590.27	7,779.20	7,973.33
			Hourly	32.6700	34.3000	36.0200	37.8200	39.7100	41.7000	43.7900	44.8800	46.0000
Grants Division Manager	DMG	C33	Annual	127,899.20	134,284.80	141,003.20	148,054.40	155,459.20	163,238.40	171,392.00	175,676.80	180,065.60
			Monthly	10,658.27	11,190.40	11,750.27	12,337.87	12,954.93	13,603.20	14,282.67	14,639.73	15,005.47
			Hourly	61.4900	64.5600	67.7900	71.1800	74.7400	78.4800	82.4000	84.4600	86.5700
Grants Program Manager	PAM	C27	Annual	91,062.40	95,617.60	100,401.60	105,414.40	110,676.80	116,209.60	122,012.80	125,070.40	128,190.40
			Monthly	7,588.53	7,968.13	8,366.80	8,784.53	9,223.07	9,684.13	10,167.73	10,422.53	10,682.53
			Hourly	43.7800	45.9700	48.2700	50.6800	53.2100	55.8700	58.6600	60.1300	61.6300
Human Resources Analyst	PAM	C24	Annual	78,665.60	82,596.80	86,736.00	91,083.20	95,638.40	100,422.40	105,435.20	108,076.80	110,780.80
			Monthly	6,555.47	6,883.07	7,228.00	7,590.27	7,969.87	8,368.53	8,786.27	9,006.40	9,231.73
			Hourly	37.8200	39.7100	41.7000	43.7900	45.9800	48.2800	50.6900	51.9600	53.2600
Human Resources Division Manager	DMG	C34	Annual	137,488.00	144,372.80	151,590.40	159,161.60	167,128.00	175,489.60	184,267.20	188,864.00	193,585.60
			Monthly	11,457.33	12,031.07	12,632.53	13,263.47	13,927.33	14,624.13	15,355.60	15,738.67	16,132.13
			Hourly	66.1000	69.4100	72.8800	76.5200	80.3500	84.3700	88.5900	90.8000	93.0700
Human Resources Technician	NE	C22	Annual	71,344.00	74,921.60	78,665.60	82,596.80	86,736.00	91,083.20	95,638.40	98,030.40	100,484.80
			Monthly	5,945.33	6,243.47	6,555.47	6,883.07	7,228.00	7,590.27	7,969.87	8,169.20	8,373.73
			Hourly	34.3000	36.0200	37.8200	39.7100	41.7000	43.7900	45.9800	47.1300	48.3100
Information Technology Technician	NE	C20	Annual	64,708.80	67,953.60	71,344.00	74,921.60	78,665.60	82,596.80	86,736.00	88,899.20	91,124.80
			Monthly	5,392.40	5,662.80	5,945.33	6,243.47	6,555.47	6,883.07	7,228.00	7,408.27	7,593.73
			Hourly	31.1100	32.6700	34.3000	36.0200	37.8200	39.7100	41.7000	42.7400	43.8100
Landscape Services Inspector	NE	C18	Annual	58,697.60	61,630.40	64,708.80	67,953.60	71,344.00	74,921.60	78,665.60	80,641.60	82,659.20
			Monthly	4,891.47	5,135.87	5,392.40	5,662.80	5,945.33	6,243.47	6,555.47	6,720.13	6,888.27
			Hourly	28.2200	29.6300	31.1100	32.6700	34.3000	36.0200	37.8200	38.7700	39.7400
Lead Facilities Maintenance Worker	NE	C18	Annual	58,697.60	61,630.40	64,708.80	67,953.60	71,344.00	74,921.60	78,665.60	80,641.60	82,659.20
			Monthly	4,891.47	5,135.87	5,392.40	5,662.80	5,945.33	6,243.47	6,555.47	6,720.13	6,888.27
			Hourly	28.2200	29.6300	31.1100	32.6700	34.3000	36.0200	37.8200	38.7700	39.7400
Lead Maintenance Worker	NE	C19	Annual	61,630.40	64,708.80	67,953.60	71,344.00	74,921.60	78,665.60	82,596.80	84,656.00	86,777.60
			Monthly	5,135.87	5,392.40	5,662.80	5,945.33	6,243.47	6,555.47	6,883.07	7,054.67	7,231.47
			Hourly	29.6300	31.1100	32.6700	34.3000	36.0200	37.8200	39.7100	40.7000	41.7200
Lead Parks Maintenance Worker	NE	C15	Annual	50,710.40	53,248.00	55,910.40	58,697.60	61,630.40	64,708.80	67,953.60	69,659.20	71,406.40
			Monthly	4,225.87	4,437.33	4,659.20	4,891.47	5,135.87	5,392.40	5,662.80	5,804.93	5,950.53
			Hourly	24.3800	25.6000	26.8800	28.2200	29.6300	31.1100	32.6700	33.4900	34.3300
Lead Traffic Sign/Marking Technician	NE	C18	Annual	58,697.60	61,630.40	64,708.80	67,953.60	71,344.00	74,921.60	78,665.60	80,641.60	82,659.20
			Monthly	4,891.47	5,135.87	5,392.40	5,662.80	5,945.33	6,243.47	6,555.47	6,720.13	6,888.27
			Hourly	28.2200	29.6300	31.1100	32.6700	34.3000	36.0200	37.8200	38.7700	39.7400
Lead Vehicle/Equipment Technician	NE	C19	Annual	61,630.40	64,708.80	67,953.60	71,344.00	74,921.60	78,665.60	82,596.80	84,656.00	86,777.60
			Monthly	5,135.87	5,392.40	5,662.80	5,945.33	6,243.47	6,555.47	6,883.07	7,054.67	7,231.47
			Hourly	29.6300	31.1100	32.6700	34.3000	36.0200	37.8200	39.7100	40.7000	41.7200
Maintenance & Operations Division Manager	DMG	C31	Annual	110,676.80	116,209.60	122,012.80	128,107.20	134,513.60	141,232.00	148,304.00	152,006.40	155,812.80
			Monthly	9,223.07	9,684.13	10,167.73	10,675.60	11,209.47	11,769.33	12,358.67	12,667.20	12,984.40
			Hourly	53.2100	55.8700	58.6600	61.5900	64.6700	67.9000	71.3000	73.0800	74.9100

**CITY OF MORENO VALLEY**  
**SALARY SCALE - CAREER POSITIONS**  
**EFFECTIVE 07/08/2023**

TITLE	GRP	GRADE										
			A	B	C	D	E	F	G	H	I	
				5.0%	5.0%	5.0%	5.0%	5.0%	5.0%	2.5%	2.5%	
Maintenance Worker I	NE	C12	Annual	43,804.80	45,988.80	48,297.60	50,710.40	53,248.00	55,910.40	58,697.60	60,174.40	61,672.00
			Monthly	3,650.40	3,832.40	4,024.80	4,225.87	4,437.33	4,659.20	4,891.47	5,014.53	5,139.33
			Hourly	21.0600	22.1100	23.2200	24.3800	25.6000	26.8800	28.2200	28.9300	29.6500
Maintenance Worker II	NE	C15	Annual	50,710.40	53,248.00	55,910.40	58,697.60	61,630.40	64,708.80	67,953.60	69,659.20	71,406.40
			Monthly	4,225.87	4,437.33	4,659.20	4,891.47	5,135.87	5,392.40	5,662.80	5,804.93	5,950.53
			Hourly	24.3800	25.6000	26.8800	28.2200	29.6300	31.1100	32.6700	33.4900	34.3300
Maintenance Worker/Work Release Coordinator	NE	C16	Annual	53,248.00	55,910.40	58,697.60	61,630.40	64,708.80	67,953.60	71,344.00	73,132.80	74,963.20
			Monthly	4,437.33	4,659.20	4,891.47	5,135.87	5,392.40	5,662.80	5,945.33	6,094.40	6,246.93
			Hourly	25.6000	26.8800	28.2200	29.6300	31.1100	32.6700	34.3000	35.1600	36.0400
Management Aide	NE	C18	Annual	58,697.60	61,630.40	64,708.80	67,953.60	71,344.00	74,921.60	78,665.60	80,641.60	82,659.20
			Monthly	4,891.47	5,135.87	5,392.40	5,662.80	5,945.33	6,243.47	6,555.47	6,720.13	6,888.27
			Hourly	28.2200	29.6300	31.1100	32.6700	34.3000	36.0200	37.8200	38.7700	39.7400
Management Analyst	PAM	C24	Annual	78,665.60	82,596.80	86,736.00	91,083.20	95,638.40	100,422.40	105,435.20	108,076.80	110,780.80
			Monthly	6,555.47	6,883.07	7,228.00	7,590.27	7,969.87	8,368.53	8,786.27	9,006.40	9,231.73
			Hourly	37.8200	39.7100	41.7000	43.7900	45.9800	48.2800	50.6900	51.9600	53.2600
Management Assistant	PAM	C22	Annual	71,344.00	74,921.60	78,665.60	82,596.80	86,736.00	91,083.20	95,638.40	98,030.40	100,484.80
			Monthly	5,945.33	6,243.47	6,555.47	6,883.07	7,228.00	7,590.27	7,969.87	8,169.20	8,373.73
			Hourly	34.3000	36.0200	37.8200	39.7100	41.7000	43.7900	45.9800	47.1300	48.3100
Media & Communications Division Manager	DMG	C33	Annual	127,899.20	134,284.80	141,003.20	148,054.40	155,459.20	163,238.40	171,392.00	175,676.80	180,065.60
			Monthly	10,658.27	11,190.40	11,750.27	12,337.87	12,954.93	13,603.20	14,282.67	14,639.73	15,005.47
			Hourly	61.4900	64.5600	67.7900	71.1800	74.7400	78.4800	82.4000	84.4600	86.5700
Network Administrator	PAM	C31	Annual	110,676.80	116,209.60	122,012.80	128,107.20	134,513.60	141,232.00	148,304.00	152,006.40	155,812.80
			Monthly	9,223.07	9,684.13	10,167.73	10,675.60	11,209.47	11,769.33	12,358.67	12,667.20	12,984.40
			Hourly	53.2100	55.8700	58.6600	61.5900	64.6700	67.9000	71.3000	73.0800	74.9100
Network & Systems Specialist	PAM	C24	Annual	78,665.60	82,596.80	86,736.00	91,083.20	95,638.40	100,422.40	105,435.20	108,076.80	110,780.80
			Monthly	6,555.47	6,883.07	7,228.00	7,590.27	7,969.87	8,368.53	8,786.27	9,006.40	9,231.73
			Hourly	37.8200	39.7100	41.7000	43.7900	45.9800	48.2800	50.6900	51.9600	53.2600
Paralegal	NE	C20	Annual	64,708.80	67,953.60	71,344.00	74,921.60	78,665.60	82,596.80	86,736.00	88,899.20	91,124.80
			Monthly	5,392.40	5,662.80	5,945.33	6,243.47	6,555.47	6,883.07	7,228.00	7,408.27	7,593.73
			Hourly	31.1100	32.6700	34.3000	36.0200	37.8200	39.7100	41.7000	42.7400	43.8100
Park Ranger	NE	C16	Annual	53,248.00	55,910.40	58,697.60	61,630.40	64,708.80	67,953.60	71,344.00	73,132.80	74,963.20
			Monthly	4,437.33	4,659.20	4,891.47	5,135.87	5,392.40	5,662.80	5,945.33	6,094.40	6,246.93
			Hourly	25.6000	26.8800	28.2200	29.6300	31.1100	32.6700	34.3000	35.1600	36.0400
Parking Control Officer	NE	C12	Annual	43,804.80	45,988.80	48,297.60	50,710.40	53,248.00	55,910.40	58,697.60	60,174.40	61,672.00
			Monthly	3,650.40	3,832.40	4,024.80	4,225.87	4,437.33	4,659.20	4,891.47	5,014.53	5,139.33
			Hourly	21.0600	22.1100	23.2200	24.3800	25.6000	26.8800	28.2200	28.9300	29.6500
Parks & Community Services Administration & Financial Services Division Manager	DMG	C30	Annual	105,414.40	110,676.80	116,209.60	122,012.80	128,107.20	134,513.60	141,232.00	144,768.00	148,387.20
			Monthly	8,784.53	9,223.07	9,684.13	10,167.73	10,675.60	11,209.47	11,769.33	12,064.00	12,365.60
			Hourly	50.6800	53.2100	55.8700	58.6600	61.5900	64.6700	67.9000	69.6000	71.3400
Parks & Landscape Services Division Manager	DMG	C31	Annual	110,676.80	116,209.60	122,012.80	128,107.20	134,513.60	141,232.00	148,304.00	152,006.40	155,812.80
			Monthly	9,223.07	9,684.13	10,167.73	10,675.60	11,209.47	11,769.33	12,358.67	12,667.20	12,984.40
			Hourly	53.2100	55.8700	58.6600	61.5900	64.6700	67.9000	71.3000	73.0800	74.9100

**CITY OF MORENO VALLEY**  
**SALARY SCALE - CAREER POSITIONS**  
**EFFECTIVE 07/08/2023**

TITLE	GRP	GRADE										
			A	B	C	D	E	F	G	H	I	
				5.0%	5.0%	5.0%	5.0%	5.0%	5.0%	2.5%	2.5%	
Parks Maintenance Supervisor	PAM	C25	Annual	82,596.80	86,736.00	91,083.20	95,638.40	100,422.40	105,435.20	110,697.60	113,464.00	116,292.80
			Monthly	6,883.07	7,228.00	7,590.27	7,969.87	8,368.53	8,786.27	9,224.80	9,455.33	9,691.07
			Hourly	39.7100	41.7000	43.7900	45.9800	48.2800	50.6900	53.2200	54.5500	55.9100
Parks Maintenance Worker	NE	C12	Annual	43,804.80	45,988.80	48,297.60	50,710.40	53,248.00	55,910.40	58,697.60	60,174.40	61,672.00
			Monthly	3,650.40	3,832.40	4,024.80	4,225.87	4,437.33	4,659.20	4,891.47	5,014.53	5,139.33
			Hourly	21.0600	22.1100	23.2200	24.3800	25.6000	26.8800	28.2200	28.9300	29.6500
Parks Project Manager	PAM	C25	Annual	82,596.80	86,736.00	91,083.20	95,638.40	100,422.40	105,435.20	110,697.60	113,464.00	116,292.80
			Monthly	6,883.07	7,228.00	7,590.27	7,969.87	8,368.53	8,786.27	9,224.80	9,455.33	9,691.07
			Hourly	39.7100	41.7000	43.7900	45.9800	48.2800	50.6900	53.2200	54.5500	55.9100
Payroll Supervisor	PAM	C26	Annual	86,715.20	91,041.60	95,596.80	100,380.80	105,393.60	110,656.00	116,188.80	119,100.80	122,075.20
			Monthly	7,226.27	7,586.80	7,966.40	8,365.07	8,782.80	9,221.33	9,682.40	9,925.07	10,172.93
			Hourly	41.6900	43.7700	45.9600	48.2600	50.6700	53.2000	55.8600	57.2600	58.6900
Permit Technician	NE	C18	Annual	58,697.60	61,630.40	64,708.80	67,953.60	71,344.00	74,921.60	78,665.60	80,641.60	82,659.20
			Monthly	4,891.47	5,135.87	5,392.40	5,662.80	5,945.33	6,243.47	6,555.47	6,720.13	6,888.27
			Hourly	28.2200	29.6300	31.1100	32.6700	34.3000	36.0200	37.8200	38.7700	39.7400
Planning Division Manager/Official	DMG	C34	Annual	137,488.00	144,372.80	151,590.40	159,161.60	167,128.00	175,489.60	184,267.20	188,864.00	193,585.60
			Monthly	11,457.33	12,031.07	12,632.53	13,263.47	13,927.33	14,624.13	15,355.60	15,738.67	16,132.13
			Hourly	66.1000	69.4100	72.8800	76.5200	80.3500	84.3700	88.5900	90.8000	93.0700
Principal Accountant	PAM	C28	Annual	95,617.60	100,401.60	105,414.40	110,676.80	116,209.60	122,012.80	128,107.20	131,310.40	134,596.80
			Monthly	7,968.13	8,366.80	8,784.53	9,223.07	9,684.13	10,167.73	10,675.60	10,942.53	11,216.40
			Hourly	45.9700	48.2700	50.6800	53.2100	55.8700	58.6600	61.5900	63.1300	64.7100
Principal Engineer	DMG	C33	Annual	127,899.20	134,284.80	141,003.20	148,054.40	155,459.20	163,238.40	171,392.00	175,676.80	180,065.60
			Monthly	10,658.27	11,190.40	11,750.27	12,337.87	12,954.93	13,603.20	14,282.67	14,639.73	15,005.47
			Hourly	61.4900	64.5600	67.7900	71.1800	74.7400	78.4800	82.4000	84.4600	86.5700
Principal Engineer/City Traffic Engineer	DMG	C33	Annual	127,899.20	134,284.80	141,003.20	148,054.40	155,459.20	163,238.40	171,392.00	175,676.80	180,065.60
			Monthly	10,658.27	11,190.40	11,750.27	12,337.87	12,954.93	13,603.20	14,282.67	14,639.73	15,005.47
			Hourly	61.4900	64.5600	67.7900	71.1800	74.7400	78.4800	82.4000	84.4600	86.5700
Principal Planner	PAM	C33	Annual	127,899.20	134,284.80	141,003.20	148,054.40	155,459.20	163,238.40	171,392.00	175,676.80	180,065.60
			Monthly	10,658.27	11,190.40	11,750.27	12,337.87	12,954.93	13,603.20	14,282.67	14,639.73	15,005.47
			Hourly	61.4900	64.5600	67.7900	71.1800	74.7400	78.4800	82.4000	84.4600	86.5700
Public Information/Intergovernmental Relations Officer	PAM	C28	Annual	95,617.60	100,401.60	105,414.40	110,676.80	116,209.60	122,012.80	128,107.20	131,310.40	134,596.80
			Monthly	7,968.13	8,366.80	8,784.53	9,223.07	9,684.13	10,167.73	10,675.60	10,942.53	11,216.40
			Hourly	45.9700	48.2700	50.6800	53.2100	55.8700	58.6600	61.5900	63.1300	64.7100
Public Safety Contracts Administrator	DMG	C30	Annual	105,414.40	110,676.80	116,209.60	122,012.80	128,107.20	134,513.60	141,232.00	144,768.00	148,387.20
			Monthly	8,784.53	9,223.07	9,684.13	10,167.73	10,675.60	11,209.47	11,769.33	12,064.00	12,365.60
			Hourly	50.6800	53.2100	55.8700	58.6600	61.5900	64.6700	67.9000	69.6000	71.3400
Purchasing Division Manager	DMG	C32	Annual	118,976.00	124,924.80	131,164.80	137,716.80	144,601.60	151,840.00	159,432.00	163,425.60	167,502.40
			Monthly	9,914.67	10,410.40	10,930.40	11,476.40	12,050.13	12,653.33	13,286.00	13,618.80	13,958.53
			Hourly	57.2000	60.0600	63.0600	66.2100	69.5200	73.0000	76.6500	78.5700	80.5300
Recycling Specialist	NE	C16	Annual	53,248.00	55,910.40	58,697.60	61,630.40	64,708.80	67,953.60	71,344.00	73,132.80	74,963.20
			Monthly	4,437.33	4,659.20	4,891.47	5,135.87	5,392.40	5,662.80	5,945.33	6,094.40	6,246.93
			Hourly	25.6000	26.8800	28.2200	29.6300	31.1100	32.6700	34.3000	35.1600	36.0400

**CITY OF MORENO VALLEY**  
**SALARY SCALE - CAREER POSITIONS**  
**EFFECTIVE 07/08/2023**

TITLE	GRP	GRADE										
			A	B	C	D	E	F	G	H	I	
				5.0%	5.0%	5.0%	5.0%	5.0%	5.0%	5.0%	2.5%	2.5%
Registered Veterinary Technician	NE	C16	Annual	53,248.00	55,910.40	58,697.60	61,630.40	64,708.80	67,953.60	71,344.00	73,132.80	74,963.20
			Monthly	4,437.33	4,659.20	4,891.47	5,135.87	5,392.40	5,662.80	5,945.33	6,094.40	6,246.93
			Hourly	25.6000	26.8800	28.2200	29.6300	31.1100	32.6700	34.3000	35.1600	36.0400
Resource Analyst	PAM	C27	Annual	91,062.40	95,617.60	100,401.60	105,414.40	110,676.80	116,209.60	122,012.80	125,070.40	128,190.40
			Monthly	7,588.53	7,968.13	8,366.80	8,784.53	9,223.07	9,684.13	10,167.73	10,422.53	10,682.53
			Hourly	43.7800	45.9700	48.2700	50.6800	53.2100	55.8700	58.6600	60.1300	61.6300
Security Guard	NE	C08	Annual	36,046.40	37,856.00	39,748.80	41,745.60	43,825.60	46,009.60	48,318.40	49,524.80	50,772.80
			Monthly	3,003.87	3,154.67	3,312.40	3,478.80	3,652.13	3,834.13	4,026.53	4,127.07	4,231.07
			Hourly	17.3300	18.2000	19.1100	20.0700	21.0700	22.1200	23.2300	23.8100	24.4100
Senior Accountant	PAM	C25	Annual	82,596.80	86,736.00	91,083.20	95,638.40	100,422.40	105,435.20	110,697.60	113,464.00	116,292.80
			Monthly	6,883.07	7,228.00	7,590.27	7,969.87	8,368.53	8,786.27	9,224.80	9,455.33	9,691.07
			Hourly	39.7100	41.7000	43.7900	45.9800	48.2800	50.6900	53.2200	54.5500	55.9100
Senior Administrative Assistant	NE	C17	Annual	55,910.40	58,697.60	61,630.40	64,708.80	67,953.60	71,344.00	74,921.60	76,793.60	78,707.20
			Monthly	4,659.20	4,891.47	5,135.87	5,392.40	5,662.80	5,945.33	6,243.47	6,399.47	6,558.93
			Hourly	26.8800	28.2200	29.6300	31.1100	32.6700	34.3000	36.0200	36.9200	37.8400
Senior Applications Analyst	PAM	C27	Annual	91,062.40	95,617.60	100,401.60	105,414.40	110,676.80	116,209.60	122,012.80	125,070.40	128,190.40
			Monthly	7,588.53	7,968.13	8,366.80	8,784.53	9,223.07	9,684.13	10,167.73	10,422.53	10,682.53
			Hourly	43.7800	45.9700	48.2700	50.6800	53.2100	55.8700	58.6600	60.1300	61.6300
Senior Building Inspector	PAM	C25	Annual	82,596.80	86,736.00	91,083.20	95,638.40	100,422.40	105,435.20	110,697.60	113,464.00	116,292.80
			Monthly	6,883.07	7,228.00	7,590.27	7,969.87	8,368.53	8,786.27	9,224.80	9,455.33	9,691.07
			Hourly	39.7100	41.7000	43.7900	45.9800	48.2800	50.6900	53.2200	54.5500	55.9100
Senior Community Enhancement Officer	PAM	C22	Annual	71,344.00	74,921.60	78,665.60	82,596.80	86,736.00	91,083.20	95,638.40	98,030.40	100,484.80
			Monthly	5,945.33	6,243.47	6,555.47	6,883.07	7,228.00	7,590.27	7,969.87	8,169.20	8,373.73
			Hourly	34.3000	36.0200	37.8200	39.7100	41.7000	43.7900	45.9800	47.1300	48.3100
Senior Construction Inspector	PAM	C23	Annual	74,921.60	78,665.60	82,596.80	86,736.00	91,083.20	95,638.40	100,422.40	102,939.20	105,518.40
			Monthly	6,243.47	6,555.47	6,883.07	7,228.00	7,590.27	7,969.87	8,368.53	8,578.27	8,793.20
			Hourly	36.0200	37.8200	39.7100	41.7000	43.7900	45.9800	48.2800	49.4900	50.7300
Senior Deputy City Clerk	DMG	C30	Annual	105,414.40	110,676.80	116,209.60	122,012.80	128,107.20	134,513.60	141,232.00	144,768.00	148,387.20
			Monthly	8,784.53	9,223.07	9,684.13	10,167.73	10,675.60	11,209.47	11,769.33	12,064.00	12,365.60
			Hourly	50.6800	53.2100	55.8700	58.6600	61.5900	64.6700	67.9000	69.6000	71.3400
Senior Electrical Engineer	PAM	C31	Annual	110,676.80	116,209.60	122,012.80	128,107.20	134,513.60	141,232.00	148,304.00	152,006.40	155,812.80
			Monthly	9,223.07	9,684.13	10,167.73	10,675.60	11,209.47	11,769.33	12,358.67	12,667.20	12,984.40
			Hourly	53.2100	55.8700	58.6600	61.5900	64.6700	67.9000	71.3000	73.0800	74.9100
Senior Engineer, P.E.	PAM	C31	Annual	110,676.80	116,209.60	122,012.80	128,107.20	134,513.60	141,232.00	148,304.00	152,006.40	155,812.80
			Monthly	9,223.07	9,684.13	10,167.73	10,675.60	11,209.47	11,769.33	12,358.67	12,667.20	12,984.40
			Hourly	53.2100	55.8700	58.6600	61.5900	64.6700	67.9000	71.3000	73.0800	74.9100
Senior Equipment Operator	NE	C18	Annual	58,697.60	61,630.40	64,708.80	67,953.60	71,344.00	74,921.60	78,665.60	80,641.60	82,659.20
			Monthly	4,891.47	5,135.87	5,392.40	5,662.80	5,945.33	6,243.47	6,555.47	6,720.13	6,888.27
			Hourly	28.2200	29.6300	31.1100	32.6700	34.3000	36.0200	37.8200	38.7700	39.7400
Senior Graphics Designer	NE	C19	Annual	61,630.40	64,708.80	67,953.60	71,344.00	74,921.60	78,665.60	82,596.80	84,656.00	86,777.60
			Monthly	5,135.87	5,392.40	5,662.80	5,945.33	6,243.47	6,555.47	6,883.07	7,054.67	7,231.47
			Hourly	29.6300	31.1100	32.6700	34.3000	36.0200	37.8200	39.7100	40.7000	41.7200

**CITY OF MORENO VALLEY**  
**SALARY SCALE - CAREER POSITIONS**  
**EFFECTIVE 07/08/2023**

TITLE	GRP	GRADE										
			A	B	C	D	E	F	G	H	I	
				5.0%	5.0%	5.0%	5.0%	5.0%	5.0%	2.5%	2.5%	
Senior Human Resources Analyst	PAM	C27	Annual	91,062.40	95,617.60	100,401.60	105,414.40	110,676.80	116,209.60	122,012.80	125,070.40	128,190.40
			Monthly	7,588.53	7,968.13	8,366.80	8,784.53	9,223.07	9,684.13	10,167.73	10,422.53	10,682.53
			Hourly	43.7800	45.9700	48.2700	50.6800	53.2100	55.8700	58.6600	60.1300	61.6300
Senior Landscape Services Inspector	PAM	C20	Annual	64,708.80	67,953.60	71,344.00	74,921.60	78,665.60	82,596.80	86,736.00	88,899.20	91,124.80
			Monthly	5,392.40	5,662.80	5,945.33	6,243.47	6,555.47	6,883.07	7,228.00	7,408.27	7,593.73
			Hourly	31.1100	32.6700	34.3000	36.0200	37.8200	39.7100	41.7000	42.7400	43.8100
Senior Management Analyst	PAM	C27	Annual	91,062.40	95,617.60	100,401.60	105,414.40	110,676.80	116,209.60	122,012.80	125,070.40	128,190.40
			Monthly	7,588.53	7,968.13	8,366.80	8,784.53	9,223.07	9,684.13	10,167.73	10,422.53	10,682.53
			Hourly	43.7800	45.9700	48.2700	50.6800	53.2100	55.8700	58.6600	60.1300	61.6300
Senior Office Assistant	NE	C13	Annual	45,988.80	48,297.60	50,710.40	53,248.00	55,910.40	58,697.60	61,630.40	63,169.60	64,750.40
			Monthly	3,832.40	4,024.80	4,225.87	4,437.33	4,659.20	4,891.47	5,135.87	5,264.13	5,395.87
			Hourly	22.1100	23.2200	24.3800	26.8800	28.2200	29.6300	30.7000	31.1300	31.1300
Senior Parking Control Officer	NE	C14	Annual	48,297.60	50,710.40	53,248.00	55,910.40	58,697.60	61,630.40	64,708.80	66,331.20	67,995.20
			Monthly	4,024.80	4,225.87	4,437.33	4,659.20	4,891.47	5,135.87	5,392.40	5,527.60	5,666.27
			Hourly	23.2200	24.3800	25.6000	26.8800	28.2200	29.6300	31.1100	31.8900	32.6900
Senior Parks Maintenance Technician	NE	C19	Annual	61,630.40	64,708.80	67,953.60	71,344.00	74,921.60	78,665.60	82,596.80	84,656.00	86,777.60
			Monthly	5,135.87	5,392.40	5,662.80	5,945.33	6,243.47	6,555.47	6,883.07	7,054.67	7,231.47
			Hourly	29.6300	31.1100	32.6700	34.3000	36.0200	37.8200	39.7100	40.7000	41.7200
Senior Payroll Technician	NE	C18	Annual	58,697.60	61,630.40	64,708.80	67,953.60	71,344.00	74,921.60	78,665.60	80,641.60	82,659.20
			Monthly	4,891.47	5,135.87	5,392.40	5,662.80	5,945.33	6,243.47	6,555.47	6,720.13	6,888.27
			Hourly	28.2200	29.6300	31.1100	32.6700	34.3000	36.0200	37.8200	38.7700	39.7400
Senior Permit Technician	NE	C20	Annual	64,708.80	67,953.60	71,344.00	74,921.60	78,665.60	82,596.80	86,736.00	88,899.20	91,124.80
			Monthly	5,392.40	5,662.80	5,945.33	6,243.47	6,555.47	6,883.07	7,228.00	7,408.27	7,593.73
			Hourly	31.1100	32.6700	34.3000	36.0200	37.8200	39.7100	41.7000	42.7400	43.8100
Senior Planner	PAM	C27	Annual	91,062.40	95,617.60	100,401.60	105,414.40	110,676.80	116,209.60	122,012.80	125,070.40	128,190.40
			Monthly	7,588.53	7,968.13	8,366.80	8,784.53	9,223.07	9,684.13	10,167.73	10,422.53	10,682.53
			Hourly	43.7800	45.9700	48.2700	50.6800	53.2100	55.8700	58.6600	60.1300	61.6300
Senior Risk Analyst	PAM	C27	Annual	91,062.40	95,617.60	100,401.60	105,414.40	110,676.80	116,209.60	122,012.80	125,070.40	128,190.40
			Monthly	7,588.53	7,968.13	8,366.80	8,784.53	9,223.07	9,684.13	10,167.73	10,422.53	10,682.53
			Hourly	43.7800	45.9700	48.2700	50.6800	53.2100	55.8700	58.6600	60.1300	61.6300
Senior Telecommunications Technician	NE	C22	Annual	71,344.00	74,921.60	78,665.60	82,596.80	86,736.00	91,083.20	95,638.40	98,030.40	100,484.80
			Monthly	5,945.33	6,243.47	6,555.47	6,883.07	7,228.00	7,590.27	7,969.87	8,169.20	8,373.73
			Hourly	34.3000	36.0200	37.8200	39.7100	41.7000	43.7900	45.9800	47.1300	48.3100
Senior Traffic Signal Technician	PAM	C23	Annual	74,921.60	78,665.60	82,596.80	86,736.00	91,083.20	95,638.40	100,422.40	102,939.20	105,518.40
			Monthly	6,243.47	6,555.47	6,883.07	7,228.00	7,590.27	7,969.87	8,368.53	8,578.27	8,793.20
			Hourly	36.0200	37.8200	39.7100	41.7000	43.7900	45.9800	48.2800	49.4900	50.7300
Special Districts Division Manager	DMG	C34	Annual	137,488.00	144,372.80	151,590.40	159,161.60	167,128.00	175,489.60	184,267.20	188,864.00	193,585.60
			Monthly	11,457.33	12,031.07	12,632.53	13,263.47	13,927.33	14,624.13	15,355.60	15,738.67	16,132.13
			Hourly	66.1000	69.4100	72.8800	76.5200	80.3500	84.3700	88.5900	90.8000	93.0700
Special Events & Facilities Division Manager	DMG	C30	Annual	105,414.40	110,676.80	116,209.60	122,012.80	128,107.20	134,513.60	141,232.00	144,768.00	148,387.20
			Monthly	8,784.53	9,223.07	9,684.13	10,167.73	10,675.60	11,209.47	11,769.33	12,064.00	12,365.60
			Hourly	50.6800	53.2100	55.8700	58.6600	61.5900	64.6700	67.9000	69.6000	71.3400

**CITY OF MORENO VALLEY**

**SALARY SCALE - CAREER POSITIONS  
EFFECTIVE 07/08/2023**

TITLE	GRP	GRADE		SALARY RANGES										
				A	B	C	D	E	F	G	H	I		
				5.0%		5.0%	5.0%	5.0%	5.0%	5.0%	5.0%	2.5%	2.5%	
Storekeeper	NE	C14	Annual	48,297.60	50,710.40	53,248.00	55,910.40	58,697.60	61,630.40	64,708.80	66,331.20	67,995.20		
			Monthly	4,024.80	4,225.87	4,437.33	4,659.20	4,891.47	5,135.87	5,392.40	5,527.60	5,666.27		
			Hourly	23.2200	24.3800	25.6000	26.8800	28.2200	29.6300	31.1100	31.8900	32.6900		
Strategic Initiatives Manager	DMG	C34	Annual	137,488.00	144,372.80	151,590.40	159,161.60	167,128.00	175,489.60	184,267.20	188,864.00	193,585.60		
			Monthly	11,457.33	12,031.07	12,632.53	13,263.47	13,927.33	14,624.13	15,355.60	15,738.67	16,132.13		
			Hourly	66.1000	69.4100	72.8800	76.5200	80.3500	84.3700	88.5900	90.8000	93.0700		
Street Maintenance Supervisor	PAM	C25	Annual	82,596.80	86,736.00	91,083.20	95,638.40	100,422.40	105,435.20	110,697.60	113,464.00	116,292.80		
			Monthly	6,883.07	7,228.00	7,590.27	7,969.87	8,368.53	8,786.27	9,224.80	9,455.33	9,691.07		
			Hourly	39.7100	41.7000	43.7900	45.9800	48.2800	50.6900	53.2200	54.5500	55.9100		
Telecommunications Engineer/Administrator	PAM	C29	Annual	100,380.80	105,393.60	110,656.00	116,188.80	121,992.00	128,086.40	134,492.80	137,862.40	141,315.20		
			Monthly	8,365.07	8,782.80	9,221.33	9,682.40	10,166.00	10,673.87	11,207.73	11,488.53	11,776.27		
			Hourly	48.2600	50.6700	53.2000	55.8600	58.6500	61.5800	64.6600	66.2800	67.9400		
Telecommunications Technician	NE	C20	Annual	64,708.80	67,953.60	71,344.00	74,921.60	78,665.60	82,596.80	86,736.00	88,899.20	91,124.80		
			Monthly	5,392.40	5,662.80	5,945.33	6,243.47	6,555.47	6,883.07	7,228.00	7,408.27	7,593.73		
			Hourly	31.1100	32.6700	34.3000	36.0200	37.8200	39.7100	41.7000	42.7400	43.8100		
Traffic Operations Supervisor	PAM	C26	Annual	86,715.20	91,041.60	95,596.80	100,380.80	105,393.60	110,656.00	116,188.80	119,100.80	122,075.20		
			Monthly	7,226.27	7,586.80	7,966.40	8,365.07	8,782.80	9,221.33	9,682.40	9,925.07	10,172.93		
			Hourly	41.6900	43.7700	45.9600	48.2600	50.6700	53.2000	55.8600	57.2600	58.6900		
Traffic Signal Technician	NE	C22	Annual	71,344.00	74,921.60	78,665.60	82,596.80	86,736.00	91,083.20	95,638.40	98,030.40	100,484.80		
			Monthly	5,945.33	6,243.47	6,555.47	6,883.07	7,228.00	7,590.27	7,969.87	8,169.20	8,373.73		
			Hourly	34.3000	36.0200	37.8200	39.7100	41.7000	43.7900	45.9800	47.1300	48.3100		
Traffic Sign/Marking Technician I	NE	C13	Annual	45,988.80	48,297.60	50,710.40	53,248.00	55,910.40	58,697.60	61,630.40	63,169.60	64,750.40		
			Monthly	3,832.40	4,024.80	4,225.87	4,437.33	4,659.20	4,891.47	5,135.87	5,264.13	5,395.87		
			Hourly	22.1100	23.2200	24.3800	25.6000	26.8800	28.2200	29.6300	30.3700	31.1300		
Traffic Sign/Marking Technician II	NE	C15	Annual	50,710.40	53,248.00	55,910.40	58,697.60	61,630.40	64,708.80	67,953.60	69,659.20	71,406.40		
			Monthly	4,225.87	4,437.33	4,659.20	4,891.47	5,135.87	5,392.40	5,662.80	5,804.93	5,950.53		
			Hourly	24.3800	25.6000	26.8800	28.2200	29.6300	31.1100	32.6700	33.4900	34.3300		
Utility Finance Manager	PAM	C28	Annual	95,617.60	100,401.60	105,414.40	110,676.80	116,209.60	122,012.80	128,107.20	131,310.40	134,596.80		
			Monthly	7,968.13	8,366.80	8,784.53	9,223.07	9,684.13	10,167.73	10,675.60	10,942.53	11,216.40		
			Hourly	45.9700	48.2700	50.6800	53.2100	55.8700	58.6600	61.5900	63.1300	64.7100		
Vehicle/Equipment Technician	NE	C17	Annual	55,910.40	58,697.60	61,630.40	64,708.80	67,953.60	71,344.00	74,921.60	76,793.60	78,707.20		
			Monthly	4,659.20	4,891.47	5,135.87	5,392.40	5,662.80	5,945.33	6,243.47	6,399.47	6,558.93		
			Hourly	26.8800	28.2200	29.6300	31.1100	32.6700	34.3000	36.0200	36.9200	37.8400		



**CITY OF MORENO VALLEY**  
**SALARY SCALE - CAREER POSITIONS**  
**EFFECTIVE 07/06/2024**

TITLE	GRP	GRADE											
				A	B	C	D	E	F	G	H	I	
					5.0%	5.0%	5.0%	5.0%	5.0%	5.0%	5.0%	2.5%	2.5%
Accountant I	NE	C22	Annual	75,628.80	79,414.40	83,387.20	87,547.20	91,915.20	96,512.00	101,337.60	103,875.20	106,475.20	
			Monthly	6,302.40	6,617.87	6,948.93	7,295.60	7,659.60	8,042.67	8,444.80	8,656.27	8,872.93	
			Hourly	36.3600	38.1800	40.0900	42.0900	44.1900	46.4000	48.7200	49.9400	51.1900	
Accountant II	PAM	C24	Annual	83,387.20	87,547.20	91,915.20	96,512.00	101,337.60	106,412.80	111,737.60	114,524.80	117,395.20	
			Monthly	6,948.93	7,295.60	7,659.60	8,042.67	8,444.80	8,867.73	9,311.47	9,543.73	9,782.93	
			Hourly	40.0900	42.0900	44.1900	46.4000	48.7200	51.1600	53.7200	55.0600	56.4400	
Accounting Assistant	NE	C14	Annual	51,209.60	53,768.00	56,451.20	59,280.00	62,254.40	65,374.40	68,640.00	70,366.40	72,134.40	
			Monthly	4,267.47	4,480.67	4,704.27	4,940.00	5,187.87	5,447.87	5,720.00	5,863.87	6,011.20	
			Hourly	24.6200	25.8500	27.1400	28.5000	29.9300	31.4300	33.0000	33.8300	34.6800	
Accounting Technician	NE	C17	Annual	59,280.00	62,254.40	65,374.40	68,640.00	72,072.00	75,670.40	79,456.00	81,452.80	83,491.20	
			Monthly	4,940.00	5,187.87	5,447.87	5,720.00	6,006.00	6,305.87	6,621.33	6,787.73	6,957.60	
			Hourly	28.5000	29.9300	31.4300	33.0000	34.6500	36.3800	38.2000	39.1600	40.1400	
Accounts Payable Supervisor	NE	C22	Annual	75,628.80	79,414.40	83,387.20	87,547.20	91,915.20	96,512.00	101,337.60	103,875.20	106,475.20	
			Monthly	6,302.40	6,617.87	6,948.93	7,295.60	7,659.60	8,042.67	8,444.80	8,656.27	8,872.93	
			Hourly	36.3600	38.1800	40.0900	42.0900	44.1900	46.4000	48.7200	49.9400	51.1900	
Administrative Assistant	NE	C16	Annual	56,451.20	59,280.00	62,254.40	65,374.40	68,640.00	72,072.00	75,670.40	77,563.20	79,497.60	
			Monthly	4,704.27	4,940.00	5,187.87	5,447.87	5,720.00	6,006.00	6,305.87	6,463.60	6,624.80	
			Hourly	27.1400	28.5000	29.9300	31.4300	33.0000	34.6500	36.3800	37.2900	38.2200	
Animal Care Technician	NE	C11	Annual	44,241.60	46,446.40	48,776.00	51,209.60	53,768.00	56,451.20	59,280.00	60,756.80	62,275.20	
			Monthly	3,686.80	3,870.53	4,064.67	4,267.47	4,480.67	4,704.27	4,940.00	5,063.07	5,189.60	
			Hourly	21.2700	22.3300	23.4500	24.6200	25.8500	27.1400	28.5000	29.2100	29.9400	
Animal Care Technician Supervisor	PAM	C21	Annual	72,051.20	75,649.60	79,435.20	83,408.00	87,588.80	91,977.60	96,574.40	98,987.20	101,462.40	
			Monthly	6,004.27	6,304.13	6,619.60	6,950.67	7,299.07	7,664.80	8,047.87	8,248.93	8,455.20	
			Hourly	34.6400	36.3700	38.1900	40.1000	42.1100	44.2200	46.4300	47.5900	48.7800	
Animal Control Officer	NE	C15	Annual	53,768.00	56,451.20	59,280.00	62,254.40	65,374.40	68,640.00	72,072.00	73,881.60	75,732.80	
			Monthly	4,480.67	4,704.27	4,940.00	5,187.87	5,447.87	5,720.00	6,006.00	6,156.80	6,311.07	
			Hourly	25.8500	27.1400	28.5000	29.9300	31.4300	33.0000	34.6500	35.5200	36.4100	
Animal Rescue Coordinator	NE	C11	Annual	44,241.60	46,446.40	48,776.00	51,209.60	53,768.00	56,451.20	59,280.00	60,756.80	62,275.20	
			Monthly	3,686.80	3,870.53	4,064.67	4,267.47	4,480.67	4,704.27	4,940.00	5,063.07	5,189.60	
			Hourly	21.2700	22.3300	23.4500	24.6200	25.8500	27.1400	28.5000	29.2100	29.9400	
Animal Services Assistant	NE	C10	Annual	42,120.00	44,220.80	46,425.60	48,755.20	51,188.80	53,747.20	56,430.40	57,844.80	59,300.80	
			Monthly	3,510.00	3,685.07	3,868.80	4,062.93	4,265.73	4,478.93	4,702.53	4,820.40	4,941.73	
			Hourly	20.2500	21.2600	22.3200	23.4400	24.6100	25.8400	27.1300	27.8100	28.5100	
Animal Services Dispatcher	NE	C10	Annual	42,120.00	44,220.80	46,425.60	48,755.20	51,188.80	53,747.20	56,430.40	57,844.80	59,300.80	
			Monthly	3,510.00	3,685.07	3,868.80	4,062.93	4,265.73	4,478.93	4,702.53	4,820.40	4,941.73	
			Hourly	20.2500	21.2600	22.3200	23.4400	24.6100	25.8400	27.1300	27.8100	28.5100	
Animal Services Division Manager	DMG	C30	Annual	111,758.40	117,353.60	123,219.20	129,376.00	135,844.80	142,646.40	149,780.80	153,524.80	157,372.80	
			Monthly	9,313.20	9,779.47	10,268.27	10,781.33	11,320.40	11,887.20	12,481.73	12,793.73	13,114.40	
			Hourly	53.7300	56.4200	59.2400	62.2000	65.3100	68.5800	72.0100	73.8100	75.6600	
Animal Services Field Supervisor	PAM	C22	Annual	75,628.80	79,414.40	83,387.20	87,547.20	91,915.20	96,512.00	101,337.60	103,875.20	106,475.20	
			Monthly	6,302.40	6,617.87	6,948.93	7,295.60	7,659.60	8,042.67	8,444.80	8,656.27	8,872.93	
			Hourly	36.3600	38.1800	40.0900	42.0900	44.1900	46.4000	48.7200	49.9400	51.1900	

**CITY OF MORENO VALLEY**  
**SALARY SCALE - CAREER POSITIONS**  
**EFFECTIVE 07/06/2024**

TITLE	GRP	GRADE										
			A	B	C	D	E	F	G	H	I	
				5.0%	5.0%	5.0%	5.0%	5.0%	5.0%	5.0%	2.5%	2.5%
Animal Services License Inspector	NE	C11	Annual	44,241.60	46,446.40	48,776.00	51,209.60	53,768.00	56,451.20	59,280.00	60,756.80	62,275.20
			Monthly	3,686.80	3,870.53	4,064.67	4,267.47	4,480.67	4,704.27	4,940.00	5,063.07	5,189.60
			Hourly	21.2700	22.3300	23.4500	24.6200	25.8500	27.1400	28.5000	29.2100	29.9400
Animal Services Office Supervisor	PAM	C21	Annual	72,051.20	75,649.60	79,435.20	83,408.00	87,588.80	91,977.60	96,574.40	98,987.20	101,462.40
			Monthly	6,004.27	6,304.13	6,619.60	6,950.67	7,299.07	7,664.80	8,047.87	8,248.93	8,455.20
			Hourly	34.6400	36.3700	38.1900	40.1000	42.1100	44.2200	46.4300	47.5900	48.7800
Applications & Database Administrator	PAM	C29	Annual	106,412.80	111,737.60	117,332.80	123,198.40	129,355.20	135,824.00	142,625.60	146,182.40	149,843.20
			Monthly	8,867.73	9,311.47	9,777.73	10,266.53	10,779.60	11,318.67	11,885.47	12,181.87	12,486.93
			Hourly	51.1600	53.7200	56.4100	59.2300	62.1900	65.3000	68.5700	70.2800	72.0400
Applications Analyst	PAM	C25	Annual	87,568.00	91,956.80	96,553.60	101,379.20	106,454.40	111,779.20	117,374.40	120,307.20	123,323.20
			Monthly	7,297.33	7,663.07	8,046.13	8,448.27	8,871.20	9,314.93	9,781.20	10,025.60	10,276.93
			Hourly	42.1000	44.2100	46.4200	48.7400	51.1800	53.7400	56.4300	57.8400	59.2900
Assistant to the City Manager	PAM	C24	Annual	83,387.20	87,547.20	91,915.20	96,512.00	101,337.60	106,412.80	111,737.60	114,524.80	117,395.20
			Monthly	6,948.93	7,295.60	7,659.60	8,042.67	8,444.80	8,867.73	9,311.47	9,543.73	9,782.93
			Hourly	40.0900	42.0900	44.1900	46.4000	48.7200	51.1600	53.7200	55.0600	56.4400
Assistant Crossing Guard Supervisor	NE	C05	Annual	38,209.60	38,209.60	40,123.20	42,120.00	42,120.00	44,220.80	44,220.80	46,425.60	46,425.60
			Monthly	3,184.13	3,184.13	3,343.60	3,510.00	3,510.00	3,685.07	3,685.07	3,868.80	3,868.80
			Hourly	18.3700	19.2900	19.2900	20.2500	20.2500	21.2600	21.2600	22.3200	22.3200
Assistant Engineer	PAM	C25	Annual	87,568.00	91,956.80	96,553.60	101,379.20	106,454.40	111,779.20	117,374.40	120,307.20	123,323.20
			Monthly	7,297.33	7,663.07	8,046.13	8,448.27	8,871.20	9,314.93	9,781.20	10,025.60	10,276.93
			Hourly	42.1000	44.2100	46.4200	48.7400	51.1800	53.7400	56.4300	57.8400	59.2900
Assistant Network Administrator	PAM	C26	Annual	91,936.00	96,532.80	101,358.40	106,433.60	111,758.40	117,353.60	123,219.20	126,297.60	129,459.20
			Monthly	7,661.33	8,044.40	8,446.53	8,869.47	9,313.20	9,779.47	10,268.27	10,524.80	10,788.27
			Hourly	44.2000	46.4100	48.7300	51.1700	53.7300	56.4200	59.2400	60.7200	62.2400
Associate Engineer I	PAM	C28	Annual	101,358.40	106,433.60	111,758.40	117,353.60	123,219.20	129,376.00	135,844.80	139,235.20	142,708.80
			Monthly	8,446.53	8,869.47	9,313.20	9,779.47	10,268.27	10,781.33	11,320.40	11,602.93	11,892.40
			Hourly	48.7300	51.1700	53.7300	56.4200	59.2400	62.2000	65.3100	66.9400	68.6100
Associate Engineer II	PAM	C29	Annual	106,412.80	111,737.60	117,332.80	123,198.40	129,355.20	135,824.00	142,625.60	146,182.40	149,843.20
			Monthly	8,867.73	9,311.47	9,777.73	10,266.53	10,779.60	11,318.67	11,885.47	12,181.87	12,486.93
			Hourly	51.1600	53.7200	56.4100	59.2300	62.1900	65.3000	68.5700	70.2800	72.0400
Associate Planner	PAM	C25	Annual	87,568.00	91,956.80	96,553.60	101,379.20	106,454.40	111,779.20	117,374.40	120,307.20	123,323.20
			Monthly	7,297.33	7,663.07	8,046.13	8,448.27	8,871.20	9,314.93	9,781.20	10,025.60	10,276.93
			Hourly	42.1000	44.2100	46.4200	48.7400	51.1800	53.7400	56.4300	57.8400	59.2900
Audio Visual Technician	NE	C18	Annual	62,233.60	65,353.60	68,619.20	72,051.20	75,649.60	79,435.20	83,408.00	85,488.00	87,630.40
			Monthly	5,186.13	5,446.13	5,718.27	6,004.27	6,304.13	6,619.60	6,950.67	7,124.00	7,302.53
			Hourly	29.9200	31.4200	32.9900	34.6400	36.3700	38.1900	40.1000	41.1000	42.1300
Banquet Facility Representative	PAM	C19	Annual	65,332.80	68,598.40	72,030.40	75,628.80	79,414.40	83,387.20	87,547.20	89,731.20	91,977.60
			Monthly	5,444.40	5,716.53	6,002.53	6,302.40	6,617.87	6,948.93	7,295.60	7,477.60	7,664.80
			Hourly	31.4100	32.9800	34.6300	36.3600	38.1800	40.0900	42.0900	43.1400	44.2200
Building Division Manager/Official	DMG	C34	Annual	145,745.60	153,025.60	160,880.00	168,708.80	177,153.60	186,014.40	195,312.00	200,200.00	205,212.80
			Monthly	12,145.47	12,752.13	13,390.00	14,059.07	14,762.80	15,501.20	16,276.00	16,683.33	17,101.07
			Hourly	70.0700	73.5700	77.2500	81.1100	85.1700	89.4300	93.9000	96.2500	98.6600

**CITY OF MORENO VALLEY**  
**SALARY SCALE - CAREER POSITIONS**  
**EFFECTIVE 07/06/2024**

TITLE	GRP	GRADE										
			A	B	C	D	E	F	G	H	I	
				5.0%	5.0%	5.0%	5.0%	5.0%	5.0%	5.0%	2.5%	2.5%
Building Inspector II	NE	C24	Annual	83,387.20	87,547.20	91,915.20	96,512.00	101,337.60	106,412.80	111,737.60	114,524.80	117,395.20
			Monthly	6,948.93	7,295.60	7,659.60	8,042.67	8,444.80	8,867.73	9,311.47	9,543.73	9,782.93
			Hourly	40.0900	42.0900	44.1900	46.4000	48.7200	51.1600	53.7200	55.0600	56.4400
Building Safety Supervisor	PAM	C27	Annual	96,532.80	101,358.40	106,433.60	111,758.40	117,353.60	123,219.20	129,376.00	132,620.80	135,928.00
			Monthly	8,044.40	8,446.53	8,869.47	9,313.20	9,779.47	10,268.27	10,781.33	11,051.73	11,327.33
			Hourly	46.4100	48.7300	51.1700	53.7300	56.4200	59.2400	62.2000	63.7600	65.3500
Business License Liaison	NE	C16	Annual	56,451.20	59,280.00	62,254.40	65,374.40	68,640.00	72,072.00	75,670.40	77,563.20	79,497.60
			Monthly	4,704.27	4,940.00	5,187.87	5,447.87	5,720.00	6,006.00	6,305.87	6,463.60	6,624.80
			Hourly	27.1400	28.5000	29.9300	31.4300	33.0000	34.6500	36.3800	37.2900	38.2200
Child Care Assistant	GRA	CC09	Annual	36,628.80	2,204.80	38,833.60	38,833.60	47,195.20	49,545.60	52,020.80	54,620.80	57,345.60
			Monthly	3,052.40	183.73	3,236.13	3,236.13	3,932.93	4,128.80	4,335.07	4,551.73	4,778.80
			Hourly	18.6700	19.6000	20.5800	21.6100	22.6900	23.8200	25.0100	26.2600	27.5700
Child Care Instructor II	GRA	CC11	Annual	41,953.60	44,054.40	46,259.20	48,568.00	51,001.60	53,560.00	56,243.20	57,657.60	59,092.80
			Monthly	3,496.13	3,671.20	3,854.93	4,047.33	4,250.13	4,463.33	4,686.93	4,804.80	4,924.40
			Hourly	20.1700	21.1800	22.2400	23.3500	24.5200	25.7500	27.0400	27.7200	28.4100
Child Care Program Manager	PAM	C19	Annual	65,332.80	68,598.40	72,030.40	75,628.80	79,414.40	83,387.20	87,547.20	89,731.20	91,977.60
			Monthly	5,444.40	5,716.53	6,002.53	6,302.40	6,617.87	6,948.93	7,295.60	7,477.60	7,664.80
			Hourly	31.4100	32.9800	34.6300	36.3600	38.1800	40.0900	42.0900	43.1400	44.2200
Child Care Site Supervisor	GRA	C15	Annual	53,768.00	56,451.20	59,280.00	62,254.40	65,374.40	68,640.00	72,072.00	73,881.60	75,732.80
			Monthly	4,480.67	4,704.27	4,940.00	5,187.87	5,447.87	5,720.00	6,006.00	6,156.80	6,311.07
			Hourly	25.8500	27.1400	28.5000	29.9300	31.4300	33.0000	34.6500	35.5200	36.4100
Community Enhancement Division Manager	DMG	C30	Annual	111,758.40	117,353.60	123,219.20	129,376.00	135,844.80	142,646.40	149,780.80	153,524.80	157,372.80
			Monthly	9,313.20	9,779.47	10,268.27	10,781.33	11,320.40	11,887.20	12,481.73	12,793.73	13,114.40
			Hourly	53.7300	56.4200	59.2400	62.2000	65.3100	68.5800	72.0100	73.8100	75.6600
Community Enhancement Officer I	NE	C18	Annual	62,233.60	65,353.60	68,619.20	72,051.20	75,649.60	79,435.20	83,408.00	85,488.00	87,630.40
			Monthly	5,186.13	5,446.13	5,718.27	6,004.27	6,304.13	6,619.60	6,950.67	7,124.00	7,302.53
			Hourly	29.9200	31.4200	32.9900	34.6400	36.3700	38.1900	40.1000	41.1000	42.1300
Community Enhancement Officer II	NE	C20	Annual	68,598.40	72,030.40	75,628.80	79,414.40	83,387.20	87,547.20	91,915.20	94,203.20	96,553.60
			Monthly	5,716.53	6,002.53	6,302.40	6,617.87	6,948.93	7,295.60	7,659.60	7,850.27	8,046.13
			Hourly	32.9800	34.6300	36.3600	38.1800	40.0900	42.0900	44.1900	45.2900	46.4200
Community Enhancement Supervisor	PAM	C23	Annual	79,435.20	83,408.00	87,588.80	91,977.60	96,574.40	101,400.00	106,475.20	109,137.60	111,862.40
			Monthly	6,619.60	6,950.67	7,299.07	7,664.80	8,047.87	8,450.00	8,872.93	9,094.80	9,321.87
			Hourly	38.1900	40.1000	42.1100	44.2200	46.4300	48.7500	51.1900	52.4700	53.7800
Community Services Assistant Coordinator	NE	C08	Annual	38,209.60	40,123.20	42,120.00	44,220.80	46,425.60	48,755.20	51,188.80	52,478.40	53,788.80
			Monthly	3,184.13	3,343.60	3,510.00	3,685.07	3,868.80	4,062.93	4,265.73	4,373.20	4,482.40
			Hourly	18.3700	19.2900	20.2500	21.2600	22.3200	23.4400	24.6100	25.2300	25.8600
Community Services Coordinator	NE	C10	Annual	42,120.00	44,220.80	46,425.60	48,755.20	51,188.80	53,747.20	56,430.40	57,844.80	59,300.80
			Monthly	3,510.00	3,685.07	3,868.80	4,062.93	4,265.73	4,478.93	4,702.53	4,820.40	4,941.73
			Hourly	20.2500	21.2600	22.3200	23.4400	24.6100	25.8400	27.1300	27.8100	28.5100
Community Services Division Manager	DMG	C30	Annual	111,758.40	117,353.60	123,219.20	129,376.00	135,844.80	142,646.40	149,780.80	153,524.80	157,372.80
			Monthly	9,313.20	9,779.47	10,268.27	10,781.33	11,320.40	11,887.20	12,481.73	12,793.73	13,114.40
			Hourly	53.7300	56.4200	59.2400	62.2000	65.3100	68.5800	72.0100	73.8100	75.6600

**CITY OF MORENO VALLEY**  
**SALARY SCALE - CAREER POSITIONS**  
**EFFECTIVE 07/06/2024**

TITLE	GRP	GRADE										
			A	B	C	D	E	F	G	H	I	
				5.0%	5.0%	5.0%	5.0%	5.0%	5.0%	5.0%	2.5%	2.5%
Community Services Supervisor	PAM	C19	Annual	65,332.80	68,598.40	72,030.40	75,628.80	79,414.40	83,387.20	87,547.20	89,731.20	91,977.60
			Monthly	5,444.40	5,716.53	6,002.53	6,302.40	6,617.87	6,948.93	7,295.60	7,477.60	7,664.80
			Hourly	31.4100	32.9800	34.6300	36.3600	38.1800	40.0900	42.0900	43.1400	44.2200
Construction Inspector	NE	C22	Annual	75,628.80	79,414.40	83,387.20	87,547.20	91,915.20	96,512.00	101,337.60	103,875.20	106,475.20
			Monthly	6,302.40	6,617.87	6,948.93	7,295.60	7,659.60	8,042.67	8,444.80	8,656.27	8,872.93
			Hourly	36.3600	38.1800	40.0900	42.0900	44.1900	46.4000	48.7200	49.9400	51.1900
Construction Inspector Supervisor	PAM	C25	Annual	87,568.00	91,956.80	96,553.60	101,379.20	106,454.40	111,779.20	117,374.40	120,307.20	123,323.20
			Monthly	7,297.33	7,663.07	8,046.13	8,448.27	8,871.20	9,314.93	9,781.20	10,025.60	10,276.93
			Hourly	42.1000	44.2100	46.4200	48.7400	51.1800	53.7400	56.4300	57.8400	59.2900
Crossing Guard Supervisor	NE	C07	Annual	38,209.60	40,123.20	42,120.00	44,220.80	46,425.60	48,755.20	51,188.80	52,478.40	53,788.80
			Monthly	3,184.13	3,343.60	3,510.00	3,685.07	3,868.80	4,062.93	4,265.73	4,373.20	4,482.40
			Hourly	18.3700	19.2900	20.2500	21.2600	22.3200	23.4400	24.6100	25.2300	25.8600
Customer Service Manager	PAM	C26	Annual	91,936.00	96,532.80	101,358.40	106,433.60	111,758.40	117,353.60	123,219.20	126,297.60	129,459.20
			Monthly	7,661.33	8,044.40	8,446.53	8,869.47	9,313.20	9,779.47	10,268.27	10,524.80	10,788.27
			Hourly	44.2000	46.4100	48.7300	51.1700	53.7300	56.4200	59.2400	60.7200	62.2400
Deputy City Clerk	NE	C17	Annual	59,280.00	62,254.40	65,374.40	68,640.00	72,072.00	75,670.40	79,456.00	81,452.80	83,491.20
			Monthly	4,940.00	5,187.87	5,447.87	5,720.00	6,006.00	6,305.87	6,621.33	6,787.73	6,957.60
			Hourly	28.5000	29.9300	31.4300	33.0000	34.6500	36.3800	38.2000	39.1600	40.1400
Deputy City Manager	DMG	C30	Annual	111,758.40	117,353.60	123,219.20	129,376.00	135,844.80	142,646.40	149,780.80	153,524.80	157,372.80
			Monthly	9,313.20	9,779.47	10,268.27	10,781.33	11,320.40	11,887.20	12,481.73	12,793.73	13,114.40
			Hourly	53.7300	56.4200	59.2400	62.2000	65.3100	68.5800	72.0100	73.8100	75.6600
Deputy Compliance Director	DMG	C35	Annual	153,046.40	160,700.80	168,729.60	177,174.40	186,035.20	195,332.80	205,108.80	210,246.40	215,508.80
			Monthly	12,753.87	13,391.73	14,060.80	14,764.53	15,502.93	16,277.73	17,092.40	17,520.53	17,959.07
			Hourly	73.5800	77.2600	81.1200	85.1800	89.4400	93.9100	98.6100	101.0800	103.6100
Deputy Finance Director	DMG	C34	Annual	145,745.60	153,025.60	160,680.00	168,708.80	177,153.60	186,014.40	195,312.00	200,200.00	205,212.80
			Monthly	12,145.47	12,752.13	13,390.00	14,059.07	14,762.80	15,501.20	16,276.00	16,683.33	17,101.07
			Hourly	70.0700	73.5700	77.2500	81.1100	85.1700	89.4300	93.9000	96.2500	98.6600
Economic Development Division Manager	DMG	C30	Annual	111,758.40	117,353.60	123,219.20	129,376.00	135,844.80	142,646.40	149,780.80	153,524.80	157,372.80
			Monthly	9,313.20	9,779.47	10,268.27	10,781.33	11,320.40	11,887.20	12,481.73	12,793.73	13,114.40
			Hourly	53.7300	56.4200	59.2400	62.2000	65.3100	68.5800	72.0100	73.8100	75.6600
Electric Utility Chief Engineer	PAM	C34	Annual	145,745.60	153,025.60	160,680.00	168,708.80	177,153.60	186,014.40	195,312.00	200,200.00	205,212.80
			Monthly	12,145.47	12,752.13	13,390.00	14,059.07	14,762.80	15,501.20	16,276.00	16,683.33	17,101.07
			Hourly	70.0700	73.5700	77.2500	81.1100	85.1700	89.4300	93.9000	96.2500	98.6600
Electric Utility Division Manager	DMG	C36	Annual	168,438.40	176,862.40	185,702.40	194,979.20	204,734.40	214,968.00	225,721.60	231,358.40	237,140.80
			Monthly	14,036.53	14,738.53	15,475.20	16,248.27	17,061.20	17,914.00	18,810.13	19,279.87	19,761.73
			Hourly	80.9800	85.0300	89.2800	93.7400	98.4300	103.3500	108.5200	111.2300	114.0100
Electric Utility Program Coordinator	PAM	C27	Annual	96,532.80	101,358.40	106,433.60	111,758.40	117,353.60	123,219.20	129,376.00	132,620.80	135,928.00
			Monthly	8,044.40	8,446.53	8,869.47	9,313.20	9,779.47	10,268.27	10,781.33	11,051.73	11,327.33
			Hourly	46.4100	48.7300	51.1700	53.7300	56.4200	59.2400	62.2000	63.7600	65.3500
Emergency Management & Volunteer Services Program Manager	DMG	C30	Annual	111,758.40	117,353.60	123,219.20	129,376.00	135,844.80	142,646.40	149,780.80	153,524.80	157,372.80
			Monthly	9,313.20	9,779.47	10,268.27	10,781.33	11,320.40	11,887.20	12,481.73	12,793.73	13,114.40
			Hourly	53.7300	56.4200	59.2400	62.2000	65.3100	68.5800	72.0100	73.8100	75.6600

**CITY OF MORENO VALLEY**  
**SALARY SCALE - CAREER POSITIONS**  
**EFFECTIVE 07/06/2024**

TITLE	GRP	GRADE										
			A	B	C	D	E	F	G	H	I	
				5.0%	5.0%	5.0%	5.0%	5.0%	5.0%	5.0%	2.5%	2.5%
Emergency Management & Volunteer Services Program Specialist	NE	C16	Annual	56,451.20	59,280.00	62,254.40	65,374.40	68,640.00	72,072.00	75,670.40	77,563.20	79,497.60
			Monthly	4,704.27	4,940.00	5,187.87	5,447.87	5,720.00	6,006.00	6,305.87	6,463.60	6,624.80
			Hourly	27.1400	28.5000	29.9300	31.4300	33.0000	34.6500	36.3800	37.2900	38.2200
Engineering Division Manager/Assistant City Engineer	DMG	C34	Annual	145,745.60	153,025.60	160,680.00	168,708.80	177,153.60	186,014.40	195,312.00	200,200.00	205,212.80
			Monthly	12,145.47	12,752.13	13,390.00	14,059.07	14,762.80	15,501.20	16,276.00	16,683.33	17,101.07
			Hourly	70.0700	73.5700	77.2500	81.1100	85.1700	89.4300	93.9000	96.2500	98.6600
Enterprise Systems Administrator	PAM	C31	Annual	117,332.80	123,198.40	129,355.20	135,824.00	142,625.60	149,760.00	157,248.00	161,179.20	165,214.40
			Monthly	9,777.73	10,266.53	10,779.60	11,318.67	11,885.47	12,480.00	13,104.00	13,431.60	13,767.87
			Hourly	56.4100	59.2300	62.1900	65.3000	68.5700	72.0000	75.6000	77.4900	79.4300
Equipment Operator	NE	C17	Annual	59,280.00	62,254.40	65,374.40	68,640.00	72,072.00	75,670.40	79,456.00	81,452.80	83,491.20
			Monthly	4,940.00	5,187.87	5,447.87	5,720.00	6,006.00	6,305.87	6,621.33	6,787.73	6,957.60
			Hourly	28.5000	29.9300	31.4300	33.0000	34.6500	36.3800	38.2000	39.1600	40.1400
Executive Assistant I	NE	C19	Annual	65,332.80	68,598.40	72,030.40	75,628.80	79,414.40	83,387.20	87,547.20	89,731.20	91,977.60
			Monthly	5,444.40	5,716.53	6,002.53	6,302.40	6,617.87	6,948.93	7,295.60	7,477.60	7,664.80
			Hourly	31.4100	32.9800	34.6300	36.3600	38.1800	40.0900	42.0900	43.1400	44.2200
Executive Assistant to Mayor/City Council	DMG	C30	Annual	111,758.40	117,353.60	123,219.20	129,376.00	135,844.80	142,646.40	149,780.80	153,524.80	157,372.80
			Monthly	9,313.20	9,779.47	10,268.27	10,781.33	11,320.40	11,887.20	12,481.73	12,793.73	13,114.40
			Hourly	53.7300	56.4200	59.2400	62.2000	65.3100	68.5800	72.0100	73.8100	75.6600
Facilities Maintenance Mechanic	NE	C15	Annual	53,768.00	56,451.20	59,280.00	62,254.40	65,374.40	68,640.00	72,072.00	73,881.60	75,732.80
			Monthly	4,480.67	4,704.27	4,940.00	5,187.87	5,447.87	5,720.00	6,006.00	6,156.80	6,311.07
			Hourly	25.8500	27.1400	28.5000	29.9300	31.4300	33.0000	34.6500	35.5200	36.4100
Facilities Maintenance Worker	NE	C13	Annual	48,755.20	51,188.80	53,747.20	56,430.40	59,259.20	62,212.80	65,332.80	66,976.00	68,660.80
			Monthly	4,062.93	4,265.73	4,478.93	4,702.53	4,938.27	5,184.40	5,444.40	5,581.33	5,721.73
			Hourly	23.4400	24.6100	25.8400	27.1300	28.4900	29.9100	31.4100	32.2000	33.0100
Financial Operations Division Manager	DMG	C33	Annual	135,574.40	142,355.20	149,468.80	156,936.00	164,777.60	173,014.40	181,667.20	186,201.60	190,860.80
			Monthly	11,297.87	11,862.93	12,455.73	13,078.00	13,731.47	14,417.87	15,138.93	15,516.80	15,905.07
			Hourly	65.1800	68.4400	71.8600	75.4500	79.2200	83.1800	87.3400	89.5200	91.7600
Financial Resources Division Manager	DMG	C33	Annual	135,574.40	142,355.20	149,468.80	156,936.00	164,777.60	173,014.40	181,667.20	186,201.60	190,860.80
			Monthly	11,297.87	11,862.93	12,455.73	13,078.00	13,731.47	14,417.87	15,138.93	15,516.80	15,905.07
			Hourly	65.1800	68.4400	71.8600	75.4500	79.2200	83.1800	87.3400	89.5200	91.7600
Fleet & Facilities Division Manager	DMG	C31	Annual	117,332.80	123,198.40	129,355.20	135,824.00	142,625.60	149,760.00	157,248.00	161,179.20	165,214.40
			Monthly	9,777.73	10,266.53	10,779.60	11,318.67	11,885.47	12,480.00	13,104.00	13,431.60	13,767.87
			Hourly	56.4100	59.2300	62.1900	65.3000	68.5700	72.0000	75.6000	77.4900	79.4300
Fleet & Facilities Maintenance Supervisor	PAM	C27	Annual	96,532.80	101,358.40	106,433.60	111,758.40	117,353.60	123,219.20	129,376.00	132,620.80	135,928.00
			Annual	8,044.40	8,446.53	8,869.47	9,313.20	9,779.47	10,268.27	10,781.33	11,051.73	11,327.33
			Hourly	46.4100	48.7300	51.1700	53.7300	56.4200	59.2400	62.2000	63.7600	65.3500
GIS Administrator	PAM	C29	Annual	106,412.80	111,737.60	117,332.80	123,198.40	129,355.20	135,824.00	142,625.60	146,182.40	149,843.20
			Monthly	8,867.73	9,311.47	9,777.73	10,266.53	10,779.60	11,318.67	11,885.47	12,181.87	12,486.93
			Hourly	51.1600	53.7200	56.4100	59.2300	62.1900	65.3000	68.5700	70.2800	72.0400
GIS Applications Analyst	PAM	C25	Annual	87,568.00	91,956.80	96,553.60	101,379.20	106,454.40	111,779.20	117,374.40	120,307.20	123,323.20
			Monthly	7,297.33	7,663.07	8,046.13	8,448.27	8,871.20	9,314.93	9,781.20	10,025.60	10,276.93
			Hourly	42.1000	44.2100	46.4200	48.7400	51.1800	53.7400	56.4300	57.8400	59.2900

**CITY OF MORENO VALLEY**  
**SALARY SCALE - CAREER POSITIONS**  
**EFFECTIVE 07/06/2024**

TITLE	GRP	GRADE										
			A	B	C	D	E	F	G	H	I	
				5.0%	5.0%	5.0%	5.0%	5.0%	5.0%	5.0%	2.5%	2.5%
GIS Specialist	NE	C21	Annual	72,051.20	75,649.60	79,435.20	83,408.00	87,588.80	91,977.60	96,574.40	98,987.20	101,462.40
			Monthly	6,004.27	6,304.13	6,619.60	6,950.67	7,299.07	7,664.80	8,047.87	8,248.93	8,455.20
			Hourly	34.6400	36.3700	38.1900	40.1000	42.1100	44.2200	46.4300	47.5900	48.7800
Grants Division Manager	DMG	C33	Annual	135,574.40	142,355.20	149,468.80	156,936.00	164,777.60	173,014.40	181,667.20	186,201.60	190,860.80
			Monthly	11,297.87	11,862.93	12,455.73	13,078.00	13,731.47	14,417.87	15,138.93	15,516.80	15,905.07
			Hourly	65.1800	68.4400	71.8600	75.4500	79.2200	83.1800	87.3400	89.5200	91.7600
Grants Program Manager	PAM	C27	Annual	96,532.80	101,358.40	106,433.60	111,758.40	117,353.60	123,219.20	129,376.00	132,620.80	135,928.00
			Monthly	8,044.40	8,446.53	8,869.47	9,313.20	9,779.47	10,268.27	10,781.33	11,051.73	11,327.33
			Hourly	46.4100	48.7300	51.1700	53.7300	56.4200	59.2400	62.2000	63.7600	65.3500
Human Resources Analyst	PAM	C24	Annual	83,387.20	87,547.20	91,915.20	96,512.00	101,337.60	106,412.80	111,737.60	114,524.80	117,395.20
			Monthly	6,948.93	7,295.60	7,659.60	8,042.67	8,444.80	8,867.73	9,311.47	9,543.73	9,782.93
			Hourly	40.0900	42.0900	44.1900	46.4000	48.7200	51.1600	53.7200	55.0600	56.4400
Human Resources Division Manager	DMG	C34	Annual	145,745.60	153,025.60	160,680.00	168,708.80	177,153.60	186,014.40	195,312.00	200,200.00	205,212.80
			Monthly	12,145.47	12,752.13	13,390.00	14,059.07	14,762.80	15,501.20	16,276.00	16,683.33	17,101.07
			Hourly	70.0700	73.5700	77.2500	81.1100	85.1700	89.4300	93.9000	96.2500	98.6600
Human Resources Technician	NE	C22	Annual	75,628.80	79,414.40	83,387.20	87,547.20	91,915.20	96,512.00	101,337.60	103,875.20	106,475.20
			Monthly	6,302.40	6,617.87	6,948.93	7,295.60	7,659.60	8,042.67	8,444.80	8,656.27	8,872.93
			Hourly	36.3600	38.1800	40.0900	42.0900	44.1900	46.4000	48.7200	49.9400	51.1900
Information Technology Technician	NE	C20	Annual	68,598.40	72,030.40	75,628.80	79,414.40	83,387.20	87,547.20	91,915.20	94,203.20	96,553.60
			Monthly	5,716.53	6,002.53	6,302.40	6,617.87	6,948.93	7,295.60	7,659.60	7,850.27	8,046.13
			Hourly	32.9800	34.6300	36.3600	38.1800	40.0900	42.0900	44.1900	45.2900	46.4200
Landscape Services Inspector	NE	C18	Annual	62,233.60	65,353.60	68,619.20	72,051.20	75,649.60	79,435.20	83,408.00	85,488.00	87,630.40
			Monthly	5,186.13	5,446.13	5,718.27	6,004.27	6,304.13	6,619.60	6,950.67	7,124.00	7,302.53
			Hourly	29.9200	31.4200	32.9900	34.6400	36.3700	38.1900	40.1000	41.1000	42.1300
Lead Facilities Maintenance Worker	NE	C18	Annual	62,233.60	65,353.60	68,619.20	72,051.20	75,649.60	79,435.20	83,408.00	85,488.00	87,630.40
			Monthly	5,186.13	5,446.13	5,718.27	6,004.27	6,304.13	6,619.60	6,950.67	7,124.00	7,302.53
			Hourly	29.9200	31.4200	32.9900	34.6400	36.3700	38.1900	40.1000	41.1000	42.1300
Lead Maintenance Worker	NE	C19	Annual	65,332.80	68,598.40	72,030.40	75,628.80	79,414.40	83,387.20	87,547.20	89,731.20	91,977.60
			Monthly	5,444.40	5,716.53	6,002.53	6,302.40	6,617.87	6,948.93	7,295.60	7,477.60	7,664.80
			Hourly	31.4100	32.9800	34.6300	36.3600	38.1800	40.0900	42.0900	43.1400	44.2200
Lead Parks Maintenance Worker	NE	C15	Annual	53,768.00	56,451.20	59,280.00	62,254.40	65,374.40	68,640.00	72,072.00	73,881.60	75,732.80
			Monthly	4,480.67	4,704.27	4,940.00	5,187.87	5,447.87	5,720.00	6,006.00	6,156.80	6,311.07
			Hourly	25.8500	27.1400	28.5000	29.9300	31.4300	33.0000	34.6500	35.5200	36.4100
Lead Traffic Sign/Marking Technician	NE	C18	Annual	62,233.60	65,353.60	68,619.20	72,051.20	75,649.60	79,435.20	83,408.00	85,488.00	87,630.40
			Monthly	5,186.13	5,446.13	5,718.27	6,004.27	6,304.13	6,619.60	6,950.67	7,124.00	7,302.53
			Hourly	29.9200	31.4200	32.9900	34.6400	36.3700	38.1900	40.1000	41.1000	42.1300
Lead Vehicle/Equipment Technician	NE	C19	Annual	65,332.80	68,598.40	72,030.40	75,628.80	79,414.40	83,387.20	87,547.20	89,731.20	91,977.60
			Monthly	5,444.40	5,716.53	6,002.53	6,302.40	6,617.87	6,948.93	7,295.60	7,477.60	7,664.80
			Hourly	31.4100	32.9800	34.6300	36.3600	38.1800	40.0900	42.0900	43.1400	44.2200
Maintenance & Operations Division Manager	DMG	C31	Annual	117,332.80	123,198.40	129,355.20	135,824.00	142,625.60	149,760.00	157,248.00	161,179.20	165,214.40
			Monthly	9,777.73	10,266.53	10,779.60	11,318.67	11,885.47	12,480.00	13,104.00	13,431.60	13,767.87
			Hourly	56.4100	59.2300	62.1900	65.3000	68.5700	72.0000	75.6000	77.4900	79.4300

**CITY OF MORENO VALLEY**  
**SALARY SCALE - CAREER POSITIONS**  
**EFFECTIVE 07/06/2024**

TITLE	GRP	GRADE										
			A	B	C	D	E	F	G	H	I	
				5.0%	5.0%	5.0%	5.0%	5.0%	5.0%	5.0%	2.5%	2.5%
Maintenance Worker I	NE	C12	Annual	46,446.40	48,776.00	51,209.60	53,768.00	56,451.20	59,280.00	62,254.40	63,814.40	65,416.00
			Monthly	3,870.53	4,064.67	4,267.47	4,480.67	4,704.27	4,940.00	5,187.87	5,317.87	5,451.33
			Hourly	22.3300	23.4500	24.6200	25.8500	27.1400	28.5000	29.9300	30.6800	31.4500
Maintenance Worker II	NE	C15	Annual	53,768.00	56,451.20	59,280.00	62,254.40	65,374.40	68,640.00	72,072.00	73,881.60	75,732.80
			Monthly	4,480.67	4,704.27	4,940.00	5,187.87	5,447.87	5,720.00	6,006.00	6,156.80	6,311.07
			Hourly	25.8500	27.1400	28.5000	29.9300	31.4300	33.0000	34.6500	35.5200	36.4100
Maintenance Worker/Work Release Coordinator	NE	C16	Annual	56,451.20	59,280.00	62,254.40	65,374.40	68,640.00	72,072.00	75,670.40	77,563.20	79,497.60
			Monthly	4,704.27	4,940.00	5,187.87	5,447.87	5,720.00	6,006.00	6,305.87	6,463.60	6,624.80
			Hourly	27.1400	28.5000	29.9300	31.4300	33.0000	34.6500	36.3800	37.2900	38.2200
Management Aide	NE	C18	Annual	62,233.60	65,353.60	68,619.20	72,051.20	75,649.60	79,435.20	83,408.00	85,488.00	87,630.40
			Monthly	5,186.13	5,446.13	5,718.27	6,004.27	6,304.13	6,619.60	6,950.67	7,124.00	7,302.53
			Hourly	29.9200	31.4200	32.9900	34.6400	36.3700	38.1900	40.1000	41.1000	42.1300
Management Analyst	PAM	C24	Annual	83,387.20	87,547.20	91,915.20	96,512.00	101,337.60	106,412.80	111,737.60	114,524.80	117,395.20
			Monthly	6,948.93	7,295.60	7,659.60	8,042.67	8,444.80	8,867.73	9,311.47	9,543.73	9,782.93
			Hourly	40.0900	42.0900	44.1900	46.4000	48.7200	51.1600	53.7200	55.0600	56.4400
Management Assistant	PAM	C22	Annual	75,628.80	79,414.40	83,387.20	87,547.20	91,915.20	96,512.00	101,337.60	103,875.20	106,475.20
			Monthly	6,302.40	6,617.87	6,948.93	7,295.60	7,659.60	8,042.67	8,444.80	8,656.27	8,872.93
			Hourly	36.3600	38.1800	40.0900	42.0900	44.1900	46.4000	48.7200	49.9400	51.1900
Media & Communications Division Manager	DMG	C33	Annual	135,574.40	142,355.20	149,468.80	156,936.00	164,777.60	173,014.40	181,667.20	186,201.60	190,860.80
			Monthly	11,297.87	11,862.93	12,455.73	13,078.00	13,731.47	14,417.87	15,138.93	15,516.80	15,905.07
			Hourly	65.1800	68.4400	71.8600	75.4500	79.2200	83.1800	87.3400	89.5200	91.7600
Network Administrator	PAM	C31	Annual	117,332.80	123,198.40	129,355.20	135,824.00	142,625.60	149,760.00	157,248.00	161,179.20	165,214.40
			Monthly	9,777.73	10,266.53	10,779.60	11,318.67	11,885.47	12,480.00	13,104.00	13,431.60	13,767.87
			Hourly	56.4100	59.2300	62.1900	65.3000	68.5700	72.0000	75.6000	77.4900	79.4300
Network & Systems Specialist	PAM	C24	Annual	83,387.20	87,547.20	91,915.20	96,512.00	101,337.60	106,412.80	111,737.60	114,524.80	117,395.20
			Monthly	6,948.93	7,295.60	7,659.60	8,042.67	8,444.80	8,867.73	9,311.47	9,543.73	9,782.93
			Hourly	40.0900	42.0900	44.1900	46.4000	48.7200	51.1600	53.7200	55.0600	56.4400
Paralegal	NE	C20	Annual	68,598.40	72,030.40	75,628.80	79,414.40	83,387.20	87,547.20	91,915.20	94,203.20	96,553.60
			Monthly	5,716.53	6,002.53	6,302.40	6,617.87	6,948.93	7,295.60	7,659.60	7,850.27	8,046.13
			Hourly	32.9800	34.6300	36.3600	38.1800	40.0900	42.0900	44.1900	45.2900	46.4200
Park Ranger	NE	C16	Annual	56,451.20	59,280.00	62,254.40	65,374.40	68,640.00	72,072.00	75,670.40	77,563.20	79,497.60
			Monthly	4,704.27	4,940.00	5,187.87	5,447.87	5,720.00	6,006.00	6,305.87	6,463.60	6,624.80
			Hourly	27.1400	28.5000	29.9300	31.4300	33.0000	34.6500	36.3800	37.2900	38.2200
Parking Control Officer	NE	C12	Annual	46,446.40	48,776.00	51,209.60	53,768.00	56,451.20	59,280.00	62,254.40	63,814.40	65,416.00
			Monthly	3,870.53	4,064.67	4,267.47	4,480.67	4,704.27	4,940.00	5,187.87	5,317.87	5,451.33
			Hourly	22.3300	23.4500	24.6200	25.8500	27.1400	28.5000	29.9300	30.6800	31.4500
Parks & Community Services Administration & Financial Services Division Manager	DMG	C30	Annual	111,758.40	117,353.60	123,219.20	129,376.00	135,844.80	142,646.40	149,780.80	153,524.80	157,372.80
			Monthly	9,313.20	9,779.47	10,268.27	10,781.33	11,320.40	11,887.20	12,481.73	12,793.73	13,114.40
			Hourly	53.7300	56.4200	59.2400	62.2000	65.3100	68.5800	72.0100	73.8100	75.6600
Parks & Landscape Services Division Manager	DMG	C31	Annual	117,332.80	123,198.40	129,355.20	135,824.00	142,625.60	149,760.00	157,248.00	161,179.20	165,214.40
			Monthly	9,777.73	10,266.53	10,779.60	11,318.67	11,885.47	12,480.00	13,104.00	13,431.60	13,767.87
			Hourly	56.4100	59.2300	62.1900	65.3000	68.5700	72.0000	75.6000	77.4900	79.4300

**CITY OF MORENO VALLEY**  
**SALARY SCALE - CAREER POSITIONS**  
**EFFECTIVE 07/06/2024**

TITLE	GRP	GRADE										
			A	B	C	D	E	F	G	H	I	
				5.0%	5.0%	5.0%	5.0%	5.0%	5.0%	5.0%	2.5%	2.5%
Parks Maintenance Supervisor	PAM	C25	Annual	87,568.00	91,956.80	96,553.60	101,379.20	106,454.40	111,779.20	117,374.40	120,307.20	123,323.20
			Monthly	7,297.33	7,663.07	8,046.13	8,448.27	8,871.20	9,314.93	9,781.20	10,025.60	10,276.93
			Hourly	42.1000	44.2100	46.4200	48.7400	51.1800	53.7400	56.4300	57.8400	59.2900
Parks Maintenance Worker	NE	C12	Annual	46,446.40	48,776.00	51,209.60	53,768.00	56,451.20	59,280.00	62,254.40	63,814.40	65,416.00
			Monthly	3,870.53	4,064.67	4,267.47	4,480.67	4,704.27	4,940.00	5,187.87	5,317.87	5,451.33
			Hourly	22.3300	23.4500	24.6200	25.8500	27.1400	28.5000	29.9300	30.6800	31.4500
Parks Project Manager	PAM	C25	Annual	87,568.00	91,956.80	96,553.60	101,379.20	106,454.40	111,779.20	117,374.40	120,307.20	123,323.20
			Monthly	7,297.33	7,663.07	8,046.13	8,448.27	8,871.20	9,314.93	9,781.20	10,025.60	10,276.93
			Hourly	42.1000	44.2100	46.4200	48.7400	51.1800	53.7400	56.4300	57.8400	59.2900
Payroll Supervisor	PAM	C26	Annual	91,936.00	96,532.80	101,358.40	106,433.60	111,758.40	117,353.60	123,219.20	126,297.60	129,459.20
			Monthly	7,661.33	8,044.40	8,446.53	8,869.47	9,313.20	9,779.47	10,268.27	10,524.80	10,788.27
			Hourly	44.2000	46.4100	48.7300	51.1700	53.7300	56.4200	59.2400	60.7200	62.2400
Permit Technician	NE	C18	Annual	62,233.60	65,353.60	68,619.20	72,051.20	75,649.60	79,435.20	83,408.00	85,488.00	87,630.40
			Monthly	5,186.13	5,446.13	5,718.27	6,004.27	6,304.13	6,619.60	6,950.67	7,124.00	7,302.53
			Hourly	29.9200	31.4200	32.9900	34.6400	36.3700	38.1900	40.1000	41.1000	42.1300
Planning Division Manager/Official	DMG	C34	Annual	145,745.60	153,025.60	160,680.00	168,708.80	177,153.60	186,014.40	195,312.00	200,200.00	205,212.80
			Monthly	12,145.47	12,752.13	13,390.00	14,059.07	14,762.80	15,501.20	16,276.00	16,683.33	17,101.07
			Hourly	70.0700	73.5700	77.2500	81.1100	85.1700	89.4300	93.9000	96.2500	98.6600
Principal Accountant	PAM	C28	Annual	101,358.40	106,433.60	111,758.40	117,353.60	123,219.20	129,376.00	135,844.80	139,235.20	142,708.80
			Monthly	8,446.53	8,869.47	9,313.20	9,779.47	10,268.27	10,781.33	11,320.40	11,602.93	11,892.40
			Hourly	48.7300	51.1700	53.7300	56.4200	59.2400	62.2000	65.3100	66.9400	68.6100
Principal Engineer	DMG	C33	Annual	135,574.40	142,355.20	149,468.80	156,936.00	164,777.60	173,014.40	181,667.20	186,201.60	190,860.80
			Monthly	11,297.87	11,862.93	12,455.73	13,078.00	13,731.47	14,417.87	15,138.93	15,516.80	15,905.07
			Hourly	65.1800	68.4400	71.8600	75.4500	79.2200	83.1800	87.3400	89.5200	91.7600
Principal Engineer/City Traffic Engineer	DMG	C33	Annual	135,574.40	142,355.20	149,468.80	156,936.00	164,777.60	173,014.40	181,667.20	186,201.60	190,860.80
			Monthly	11,297.87	11,862.93	12,455.73	13,078.00	13,731.47	14,417.87	15,138.93	15,516.80	15,905.07
			Hourly	65.1800	68.4400	71.8600	75.4500	79.2200	83.1800	87.3400	89.5200	91.7600
Principal Planner	PAM	C33	Annual	135,574.40	142,355.20	149,468.80	156,936.00	164,777.60	173,014.40	181,667.20	186,201.60	190,860.80
			Monthly	11,297.87	11,862.93	12,455.73	13,078.00	13,731.47	14,417.87	15,138.93	15,516.80	15,905.07
			Hourly	65.1800	68.4400	71.8600	75.4500	79.2200	83.1800	87.3400	89.5200	91.7600
Public Information/Intergovernmental Relations Officer	PAM	C28	Annual	101,358.40	106,433.60	111,758.40	117,353.60	123,219.20	129,376.00	135,844.80	139,235.20	142,708.80
			Monthly	8,446.53	8,869.47	9,313.20	9,779.47	10,268.27	10,781.33	11,320.40	11,602.93	11,892.40
			Hourly	48.7300	51.1700	53.7300	56.4200	59.2400	62.2000	65.3100	66.9400	68.6100
Public Safety Contracts Administrator	DMG	C30	Annual	111,758.40	117,353.60	123,219.20	129,376.00	135,844.80	142,646.40	149,780.80	153,524.80	157,372.80
			Monthly	9,313.20	9,779.47	10,268.27	10,781.33	11,320.40	11,887.20	12,481.73	12,793.73	13,114.40
			Hourly	53.7300	56.4200	59.2400	62.2000	65.3100	68.5800	72.0100	73.8100	75.6600
Purchasing Division Manager	DMG	C32	Annual	126,131.20	132,433.60	139,048.00	145,995.20	153,296.00	160,971.20	169,020.80	173,243.20	177,569.60
			Monthly	10,510.93	11,036.13	11,587.33	12,166.27	12,774.67	13,414.27	14,085.07	14,436.93	14,797.47
			Hourly	60.6400	63.6700	66.8500	70.1900	73.7000	77.3900	81.2600	83.2900	85.3700
Recycling Specialist	NE	C16	Annual	56,451.20	59,280.00	62,254.40	65,374.40	68,640.00	72,072.00	75,670.40	77,563.20	79,497.60
			Monthly	4,704.27	4,940.00	5,187.87	5,447.87	5,720.00	6,006.00	6,305.87	6,463.60	6,624.80
			Hourly	27.1400	28.5000	29.9300	31.4300	33.0000	34.6500	36.3800	37.2900	38.2200



**CITY OF MORENO VALLEY**  
**SALARY SCALE - CAREER POSITIONS**  
**EFFECTIVE 07/06/2024**

TITLE	GRP	GRADE										
			A	B	C	D	E	F	G	H	I	
				5.0%	5.0%	5.0%	5.0%	5.0%	5.0%	5.0%	2.5%	2.5%
Registered Veterinary Technician	NE	C16	Annual	56,451.20	59,280.00	62,254.40	65,374.40	68,640.00	72,072.00	75,670.40	77,563.20	79,497.60
			Monthly	4,704.27	4,940.00	5,187.87	5,447.87	5,720.00	6,006.00	6,305.87	6,463.60	6,624.80
			Hourly	27.1400	28.5000	29.9300	31.4300	33.0000	34.6500	36.3800	37.2900	38.2200
Resource Analyst	PAM	C27	Annual	96,532.80	101,358.40	106,433.60	111,758.40	117,353.60	123,219.20	129,376.00	132,620.80	135,928.00
			Monthly	8,044.40	8,446.53	8,869.47	9,313.20	9,779.47	10,268.27	10,781.33	11,051.73	11,327.33
			Hourly	46.4100	48.7300	51.1700	53.7300	56.4200	59.2400	62.2000	63.7600	65.3500
Security Guard	NE	C08	Annual	38,209.60	40,123.20	42,120.00	44,220.80	46,425.60	48,755.20	51,188.80	52,478.40	53,788.80
			Monthly	3,184.13	3,343.60	3,510.00	3,685.07	3,868.80	4,062.93	4,265.73	4,373.20	4,482.40
			Hourly	18.3700	19.2900	20.2500	21.2600	22.3200	23.4400	24.6100	25.2300	25.8600
Senior Accountant	PAM	C25	Annual	87,568.00	91,956.80	96,553.60	101,379.20	106,454.40	111,779.20	117,374.40	120,307.20	123,323.20
			Monthly	7,297.33	7,663.07	8,046.13	8,448.27	8,871.20	9,314.93	9,781.20	10,025.60	10,276.93
			Hourly	42.1000	44.2100	46.4200	48.7400	51.1800	53.7400	56.4300	57.8400	59.2900
Senior Administrative Assistant	NE	C17	Annual	59,280.00	62,254.40	65,374.40	68,640.00	72,072.00	75,670.40	79,456.00	81,452.80	83,491.20
			Monthly	4,940.00	5,187.87	5,447.87	5,720.00	6,006.00	6,305.87	6,621.33	6,787.73	6,957.60
			Hourly	28.5000	29.9300	31.4300	33.0000	34.6500	36.3800	38.2000	39.1600	40.1400
Senior Applications Analyst	PAM	C27	Annual	96,532.80	101,358.40	106,433.60	111,758.40	117,353.60	123,219.20	129,376.00	132,620.80	135,928.00
			Monthly	8,044.40	8,446.53	8,869.47	9,313.20	9,779.47	10,268.27	10,781.33	11,051.73	11,327.33
			Hourly	46.4100	48.7300	51.1700	53.7300	56.4200	59.2400	62.2000	63.7600	65.3500
Senior Building Inspector	PAM	C25	Annual	87,568.00	91,956.80	96,553.60	101,379.20	106,454.40	111,779.20	117,374.40	120,307.20	123,323.20
			Monthly	7,297.33	7,663.07	8,046.13	8,448.27	8,871.20	9,314.93	9,781.20	10,025.60	10,276.93
			Hourly	42.1000	44.2100	46.4200	48.7400	51.1800	53.7400	56.4300	57.8400	59.2900
Senior Community Enhancement Officer	PAM	C22	Annual	75,628.80	79,414.40	83,387.20	87,547.20	91,915.20	96,512.00	101,337.60	103,875.20	106,475.20
			Monthly	6,302.40	6,617.87	6,948.93	7,295.60	7,659.60	8,042.67	8,444.80	8,656.27	8,872.93
			Hourly	36.3600	38.1800	40.0900	42.0900	44.1900	46.4000	48.7200	49.9400	51.1900
Senior Construction Inspector	PAM	C23	Annual	79,435.20	83,408.00	87,588.80	91,977.60	96,574.40	101,400.00	106,475.20	109,137.60	111,862.40
			Monthly	6,619.60	6,950.67	7,299.07	7,664.80	8,047.87	8,450.00	8,872.93	9,094.80	9,321.87
			Hourly	38.1900	40.1000	42.1100	44.2200	46.4300	48.7500	51.1900	52.4700	53.7800
Senior Deputy City Clerk	DMG	C30	Annual	111,758.40	117,353.60	123,219.20	129,376.00	135,844.80	142,646.40	149,780.80	153,524.80	157,372.80
			Monthly	9,313.20	9,779.47	10,268.27	10,781.33	11,320.40	11,887.20	12,481.73	12,793.73	13,114.40
			Hourly	53.7300	56.4200	59.2400	62.2000	65.3100	68.5800	72.0100	73.8100	75.6600
Senior Electrical Engineer	PAM	C31	Annual	117,332.80	123,198.40	129,355.20	135,824.00	142,625.60	149,760.00	157,248.00	161,179.20	165,214.40
			Monthly	9,777.73	10,266.53	10,779.60	11,318.67	11,885.47	12,480.00	13,104.00	13,431.60	13,767.87
			Hourly	56.4100	59.2300	62.1900	65.3000	68.5700	72.0000	75.6000	77.4900	79.4300
Senior Engineer, P.E.	PAM	C31	Annual	117,332.80	123,198.40	129,355.20	135,824.00	142,625.60	149,760.00	157,248.00	161,179.20	165,214.40
			Monthly	9,777.73	10,266.53	10,779.60	11,318.67	11,885.47	12,480.00	13,104.00	13,431.60	13,767.87
			Hourly	56.4100	59.2300	62.1900	65.3000	68.5700	72.0000	75.6000	77.4900	79.4300
Senior Equipment Operator	NE	C18	Annual	62,233.60	65,353.60	68,619.20	72,051.20	75,649.60	79,435.20	83,408.00	85,488.00	87,630.40
			Monthly	5,186.13	5,446.13	5,718.27	6,004.27	6,304.13	6,619.60	6,950.67	7,124.00	7,302.53
			Hourly	29.9200	31.4200	32.9900	34.6400	36.3700	38.1900	40.1000	41.1000	42.1300
Senior Graphics Designer	NE	C19	Annual	65,332.80	68,598.40	72,030.40	75,628.80	79,414.40	83,387.20	87,547.20	89,731.20	91,977.60
			Monthly	5,444.40	5,716.53	6,002.53	6,302.40	6,617.87	6,948.93	7,295.60	7,477.60	7,664.80
			Hourly	31.4100	32.9800	34.6300	36.3600	38.1800	40.0900	42.0900	43.1400	44.2200

**CITY OF MORENO VALLEY**  
**SALARY SCALE - CAREER POSITIONS**  
**EFFECTIVE 07/06/2024**

TITLE	GRP	GRADE										
			A	B	C	D	E	F	G	H	I	
				5.0%	5.0%	5.0%	5.0%	5.0%	5.0%	5.0%	2.5%	2.5%
Senior Human Resources Analyst	PAM	C27	Annual	96,532.80	101,358.40	106,433.60	111,758.40	117,353.60	123,219.20	129,376.00	132,620.80	135,928.00
			Monthly	8,044.40	8,446.53	8,869.47	9,313.20	9,779.47	10,268.27	10,781.33	11,051.73	11,327.33
			Hourly	46.4100	48.7300	51.1700	53.7300	56.4200	59.2400	62.2000	63.7600	65.3500
Senior Landscape Services Inspector	PAM	C20	Annual	68,598.40	72,030.40	75,628.80	79,414.40	83,387.20	87,547.20	91,915.20	94,203.20	96,553.60
			Monthly	5,716.53	6,002.53	6,302.40	6,617.87	6,948.93	7,295.60	7,659.60	7,850.27	8,046.13
			Hourly	32.9800	34.6300	36.3600	38.1800	40.0900	42.0900	44.1900	45.2900	46.4200
Senior Management Analyst	PAM	C27	Annual	96,532.80	101,358.40	106,433.60	111,758.40	117,353.60	123,219.20	129,376.00	132,620.80	135,928.00
			Monthly	8,044.40	8,446.53	8,869.47	9,313.20	9,779.47	10,268.27	10,781.33	11,051.73	11,327.33
			Hourly	46.4100	48.7300	51.1700	53.7300	56.4200	59.2400	62.2000	63.7600	65.3500
Senior Office Assistant	NE	C13	Annual	48,755.20	51,188.80	53,747.20	56,430.40	59,259.20	62,212.80	65,332.80	66,976.00	68,660.80
			Monthly	4,062.93	4,265.73	4,478.93	4,702.53	4,938.27	5,184.40	5,444.40	5,581.33	5,721.73
			Hourly	23.4400	24.6100	25.8400	27.1300	28.4900	29.9100	31.4100	32.2000	33.0100
Senior Parking Control Officer	NE	C14	Annual	51,209.60	53,768.00	56,451.20	59,280.00	62,254.40	65,374.40	68,640.00	70,366.40	72,134.40
			Monthly	4,267.47	4,480.67	4,704.27	4,940.00	5,187.87	5,447.87	5,720.00	5,863.87	6,011.20
			Hourly	24.6200	25.8500	27.1400	28.5000	29.9300	31.4300	33.0000	33.8300	34.6800
Senior Parks Maintenance Technician	NE	C19	Annual	65,332.80	68,598.40	72,030.40	75,628.80	79,414.40	83,387.20	87,547.20	89,731.20	91,977.60
			Monthly	5,444.40	5,716.53	6,002.53	6,302.40	6,617.87	6,948.93	7,295.60	7,477.60	7,664.80
			Hourly	31.4100	32.9800	34.6300	36.3600	38.1800	40.0900	42.0900	43.1400	44.2200
Senior Payroll Technician	NE	C18	Annual	62,233.60	65,353.60	68,619.20	72,051.20	75,649.60	79,435.20	83,408.00	85,488.00	87,630.40
			Monthly	5,186.13	5,446.13	5,718.27	6,004.27	6,304.13	6,619.60	6,950.67	7,124.00	7,302.53
			Hourly	29.9200	31.4200	32.9900	34.6400	36.3700	38.1900	40.1000	41.1000	42.1300
Senior Permit Technician	NE	C20	Annual	68,598.40	72,030.40	75,628.80	79,414.40	83,387.20	87,547.20	91,915.20	94,203.20	96,553.60
			Monthly	5,716.53	6,002.53	6,302.40	6,617.87	6,948.93	7,295.60	7,659.60	7,850.27	8,046.13
			Hourly	32.9800	34.6300	36.3600	38.1800	40.0900	42.0900	44.1900	45.2900	46.4200
Senior Planner	PAM	C27	Annual	96,532.80	101,358.40	106,433.60	111,758.40	117,353.60	123,219.20	129,376.00	132,620.80	135,928.00
			Monthly	8,044.40	8,446.53	8,869.47	9,313.20	9,779.47	10,268.27	10,781.33	11,051.73	11,327.33
			Hourly	46.4100	48.7300	51.1700	53.7300	56.4200	59.2400	62.2000	63.7600	65.3500
Senior Risk Analyst	PAM	C27	Annual	96,532.80	101,358.40	106,433.60	111,758.40	117,353.60	123,219.20	129,376.00	132,620.80	135,928.00
			Monthly	8,044.40	8,446.53	8,869.47	9,313.20	9,779.47	10,268.27	10,781.33	11,051.73	11,327.33
			Hourly	46.4100	48.7300	51.1700	53.7300	56.4200	59.2400	62.2000	63.7600	65.3500
Senior Telecommunications Technician	NE	C22	Annual	75,628.80	79,414.40	83,387.20	87,547.20	91,915.20	96,512.00	101,337.60	103,875.20	106,475.20
			Monthly	6,302.40	6,617.87	6,948.93	7,295.60	7,659.60	8,042.67	8,444.80	8,656.27	8,872.93
			Hourly	36.3600	38.1800	40.0900	42.0900	44.1900	46.4000	48.7200	49.9400	51.1900
Senior Traffic Signal Technician	PAM	C23	Annual	79,435.20	83,408.00	87,588.80	91,977.60	96,574.40	101,400.00	106,475.20	109,137.60	111,862.40
			Monthly	6,619.60	6,950.67	7,299.07	7,664.80	8,047.87	8,450.00	8,872.93	9,094.80	9,321.87
			Hourly	38.1900	40.1000	42.1100	44.2200	46.4300	48.7500	51.1900	52.4700	53.7800
Special Districts Division Manager	DMG	C34	Annual	145,745.60	153,025.60	160,680.00	168,708.80	177,153.60	186,014.40	195,312.00	200,200.00	205,212.80
			Monthly	12,145.47	12,752.13	13,390.00	14,059.07	14,762.80	15,501.20	16,276.00	16,683.33	17,101.07
			Hourly	70.0700	73.5700	77.2500	81.1100	85.1700	89.4300	93.9000	96.2500	98.6600
Special Events & Facilities Division Manager	DMG	C30	Annual	111,758.40	117,353.60	123,219.20	129,376.00	135,844.80	142,646.40	149,780.80	153,524.80	157,372.80
			Monthly	9,313.20	9,779.47	10,268.27	10,781.33	11,320.40	11,887.20	12,481.73	12,793.73	13,114.40
			Hourly	53.7300	56.4200	59.2400	62.2000	65.3100	68.5800	72.0100	73.8100	75.6600

**CITY OF MORENO VALLEY**  
**SALARY SCALE - CAREER POSITIONS**  
**EFFECTIVE 07/06/2024**

TITLE	GRP	GRADE										
			A	B	C	D	E	F	G	H	I	
				5.0%	5.0%	5.0%	5.0%	5.0%	5.0%	5.0%	2.5%	2.5%
Storekeeper	NE	C14	Annual	51,209.60	53,768.00	56,451.20	59,280.00	62,254.40	65,374.40	68,640.00	70,366.40	72,134.40
			Monthly	4,267.47	4,480.67	4,704.27	4,940.00	5,187.87	5,447.87	5,720.00	5,863.87	6,011.20
			Hourly	24.6200	25.8500	27.1400	28.5000	29.9300	31.4300	33.0000	33.8300	34.6800
Strategic Initiatives Manager	DMG	C34	Annual	145,745.60	153,025.60	160,680.00	168,708.80	177,153.60	186,014.40	195,312.00	200,200.00	205,212.80
			Monthly	12,145.47	12,752.13	13,390.00	14,059.07	14,762.80	15,501.20	16,276.00	16,683.33	17,101.07
			Hourly	70.0700	73.5700	77.2500	81.1100	85.1700	89.4300	93.9000	96.2500	98.6600
Street Maintenance Supervisor	PAM	C25	Annual	87,568.00	91,956.80	96,553.60	101,379.20	106,454.40	111,779.20	117,374.40	120,307.20	123,323.20
			Monthly	7,297.33	7,663.07	8,046.13	8,448.27	8,871.20	9,314.93	9,781.20	10,025.60	10,276.93
			Hourly	42.1000	44.2100	46.4200	48.7400	51.1800	53.7400	56.4300	57.8400	59.2900
Telecommunications Engineer/Administrator	PAM	C29	Annual	106,412.80	111,737.60	117,332.80	123,198.40	129,355.20	135,824.00	142,625.60	146,182.40	149,843.20
			Monthly	8,867.73	9,311.47	9,777.73	10,266.53	10,779.60	11,318.67	11,885.47	12,181.87	12,486.93
			Hourly	51.1600	53.7200	56.4100	59.2300	62.1900	65.3000	68.5700	70.2800	72.0400
Telecommunications Technician	NE	C20	Annual	68,598.40	72,030.40	75,628.80	79,414.40	83,387.20	87,547.20	91,915.20	94,203.20	96,553.60
			Monthly	5,716.53	6,002.53	6,302.40	6,617.87	6,948.93	7,295.60	7,659.60	7,850.27	8,046.13
			Hourly	32.9800	34.6300	36.3600	38.1800	40.0900	42.0900	44.1900	45.2900	46.4200
Traffic Operations Supervisor	PAM	C26	Annual	91,936.00	96,532.80	101,358.40	106,433.60	111,758.40	117,353.60	123,219.20	126,297.60	129,459.20
			Monthly	7,661.33	8,044.40	8,446.53	8,869.47	9,313.20	9,779.47	10,268.27	10,524.80	10,788.27
			Hourly	44.2000	46.4100	48.7300	51.1700	53.7300	56.4200	59.2400	60.7200	62.2400
Traffic Signal Technician	NE	C22	Annual	75,628.80	79,414.40	83,387.20	87,547.20	91,915.20	96,512.00	101,337.60	103,875.20	106,475.20
			Monthly	6,302.40	6,617.87	6,948.93	7,295.60	7,659.60	8,042.67	8,444.80	8,656.27	8,872.93
			Hourly	36.3600	38.1800	40.0900	42.0900	44.1900	46.4000	48.7200	49.9400	51.1900
Traffic Sign/Marking Technician I	NE	C13	Annual	48,755.20	51,188.80	53,747.20	56,430.40	59,259.20	62,212.80	65,332.80	66,976.00	68,660.80
			Monthly	4,062.93	4,265.73	4,478.93	4,702.53	4,938.27	5,184.40	5,444.40	5,581.33	5,721.73
			Hourly	23.4400	24.6100	25.8400	27.1300	28.4900	29.9100	31.4100	32.2000	33.0100
Traffic Sign/Marking Technician II	NE	C15	Annual	53,768.00	56,451.20	59,280.00	62,254.40	65,374.40	68,640.00	72,072.00	73,881.60	75,732.80
			Monthly	4,480.67	4,704.27	4,940.00	5,187.87	5,447.87	5,720.00	6,006.00	6,156.80	6,311.07
			Hourly	25.8500	27.1400	28.5000	29.9300	31.4300	33.0000	34.6500	35.5200	36.4100
Utility Finance Manager	PAM	C28	Annual	101,358.40	106,433.60	111,758.40	117,353.60	123,219.20	129,376.00	135,844.80	139,235.20	142,708.80
			Monthly	8,446.53	8,869.47	9,313.20	9,779.47	10,268.27	10,781.33	11,320.40	11,602.93	11,892.40
			Hourly	48.7300	51.1700	53.7300	56.4200	59.2400	62.2000	65.3100	66.9400	68.6100
Vehicle/Equipment Technician	NE	C17	Annual	59,280.00	62,254.40	65,374.40	68,640.00	72,072.00	75,670.40	79,456.00	81,452.80	83,491.20
			Monthly	4,940.00	5,187.87	5,447.87	5,720.00	6,006.00	6,305.87	6,621.33	6,787.73	6,957.60
			Hourly	28.5000	29.9300	31.4300	33.0000	34.6500	36.3800	38.2000	39.1600	40.1400