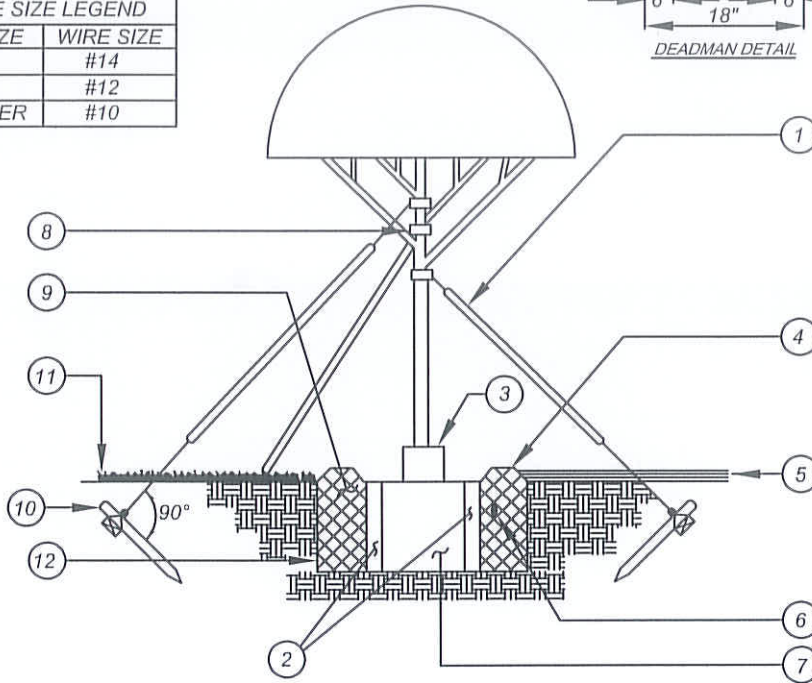
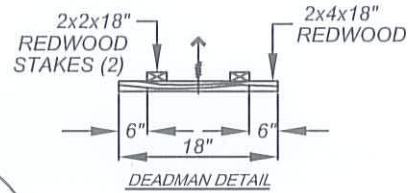


WIRE SIZE LEGEND	
BOX SIZE	WIRE SIZE
24"	#14
36"	#12
42" & OVER	#10



LEGEND:



- ① (3) DOUBLE STRAND GALV. 12 GA. WIRE GUYS SPACED EQUALLY AROUND TREE - COVER WITH 3/8" DIA x3" WHITE PVC TUBING
- ② REFER TO STANDARD MVLI-563-0 FOR IRRIGATION METHOD
- ③ USE TRUNK GUARD WHERE TREE IS INSTALLED IN TURF AREAS
- ④ 4" BERM TO FORM DEPRESSED WATERING BASIN
- ⑤ 3" THICK SHREDDED MULCH IN PLANTER
- ⑥ PLANT TABS PER MANUFACTURER'S RECOMMENDATIONS
- ⑦ ROOT BALL
- ⑧ NEW RUBBER HOSE OVER WIRE AT POINT OF CONNECTION
- ⑨ BACKFILL MIX PER SPECIFICATIONS
- ⑩ REDWOOD DEADMAN PER DETAIL THIS SHEET, ALTERNATE METHOD PER CITY EQUIPMENT LIST
- ⑪ TURF
- ⑫ PLANTING PIT TO BE 2 TIMES THE WIDTH OF ROOT BALL & SAME DEPTH AS THE ROOT BALL

NOTES:

- 1) INSTALL GUYS HAND TAUT TO PREVENT DEFORMATION OF LIMBS.
- 2) PLACE FERTILIZER TABS IN BOX PRIOR TO PLANTING FOR OBSERVATION.
- 3) ALTERNATE DEADMAN ASSEMBLY.

NOT TO SCALE



RECOMMENDED:
 1-16-14
 DIVISION MANAGER DATE
 APPROVED:
 1/29/14
 PUBLIC WORKS DIRECTOR / DATE/
 CITY ENGINEER

CITY OF MORENO VALLEY
 FINANCIAL & MANAGEMENT SERVICES DEPARTMENT - SPECIAL DISTRICTS DIVISION

TREE GUYING DETAIL
36" BOX OR LARGER

STANDARD PLAN
MVLI-510A-0

SHEET 1 OF 2